



US00D447462B1

(12) **United States Design Patent**
Kosiba

(10) **Patent No.:** **US D447,462 S**

(45) **Date of Patent:** **** Sep. 4, 2001**

(54) **BATTERY HOUSING**

D. 417,428 * 12/1999 Kolinen et al. D13/103
D. 424,514 * 5/2000 Collins et al. D13/103

(75) **Inventor:** **David Walter Kosiba**, Lawrenceville,
GA (US)

* cited by examiner

Primary Examiner—Joel Sincavage

(74) *Attorney, Agent, or Firm*—Philip H. Burrus, IV

(73) **Assignee:** **Motorola, Inc.**, Schaumburg, IL (US)

(57) **CLAIM**

(**) **Term:** **14 Years**

The ornamental design for a battery housing, as shown and described.

(21) **Appl. No.:** **29/134,506**

DESCRIPTION

(22) **Filed:** **Dec. 22, 2000**

FIG. 1 is a top, front right isometric view of a battery housing showing our new design;

(51) **LOC (7) Cl.** **13-02**

FIG. 2 is a front elevation view thereof;

(52) **U.S. Cl.** **D13/103**

FIG. 3 is a left side elevation view thereof, the right side being a mirror image;

(58) **Field of Search** D13/103, 119;
429/96-100, 159, 163, 176

FIG. 4 is top plan view thereof;

FIG. 5 is bottom plan view thereof; and,

FIG. 6 is rear elevation view.

(56) **References Cited**

U.S. PATENT DOCUMENTS

- D. 379,345 * 5/1997 Richards et al. D13/103
- D. 398,578 * 9/1998 Chambers et al. D13/103
- D. 400,161 * 10/1998 Nagele et al. D13/103
- D. 412,484 * 8/1999 Salmi D13/103

The broken lines shown in FIGS. 1, 2 and 5 are shown to indicate environmental features and are not claimed design. The broken lines shown in FIG. 6 enclose an area that forms no part of the claimed design.

1 Claim, 5 Drawing Sheets





FIG. 1

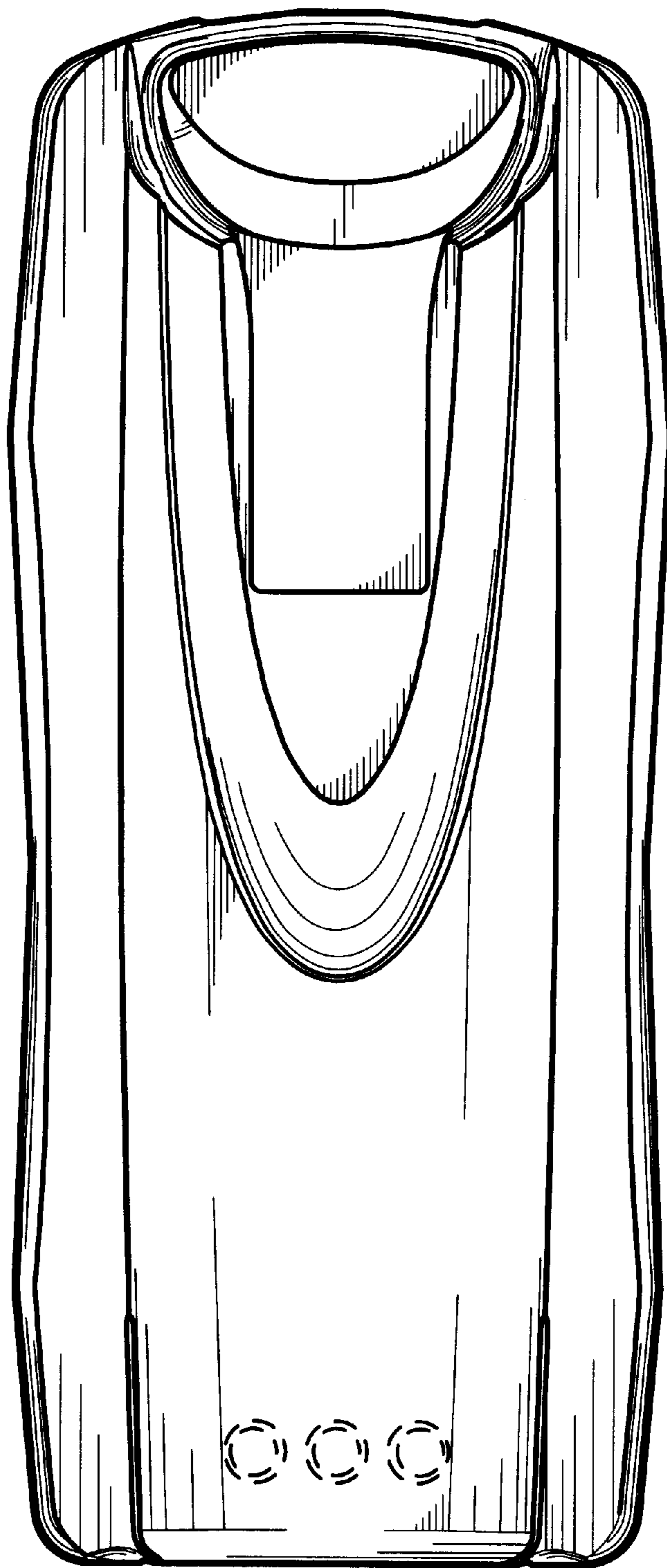


FIG. 2




FIG. 3

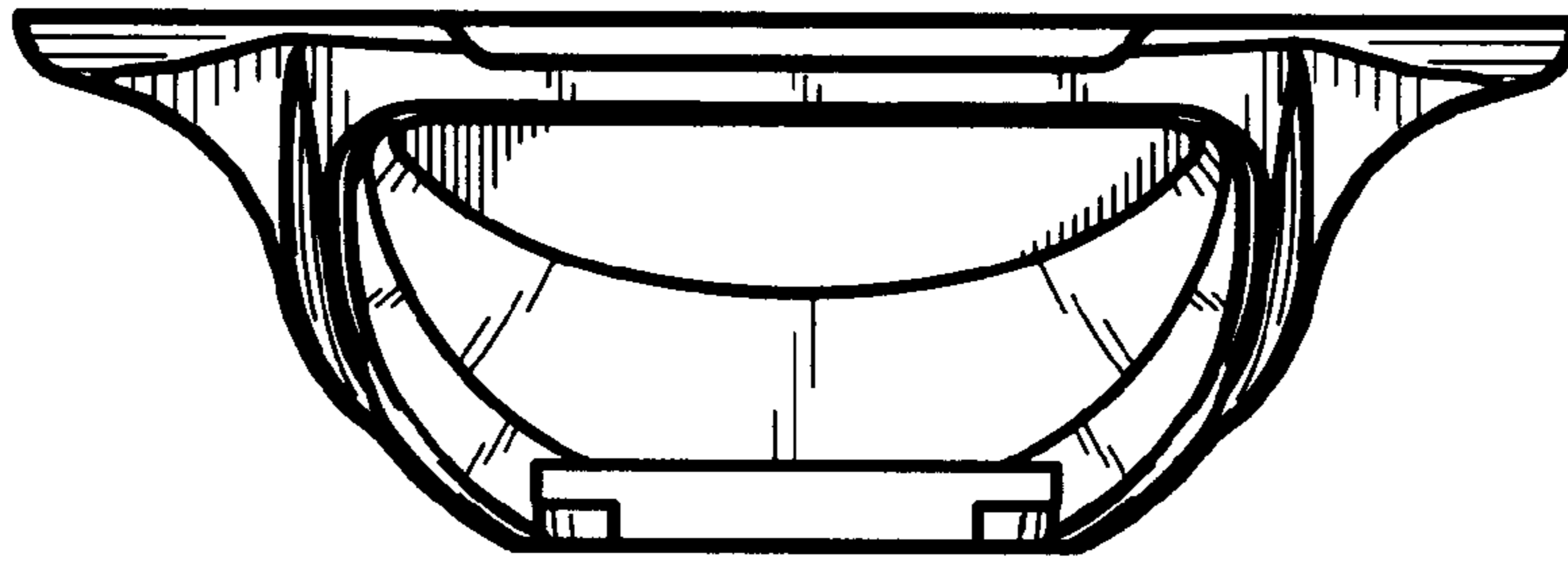


FIG. 4

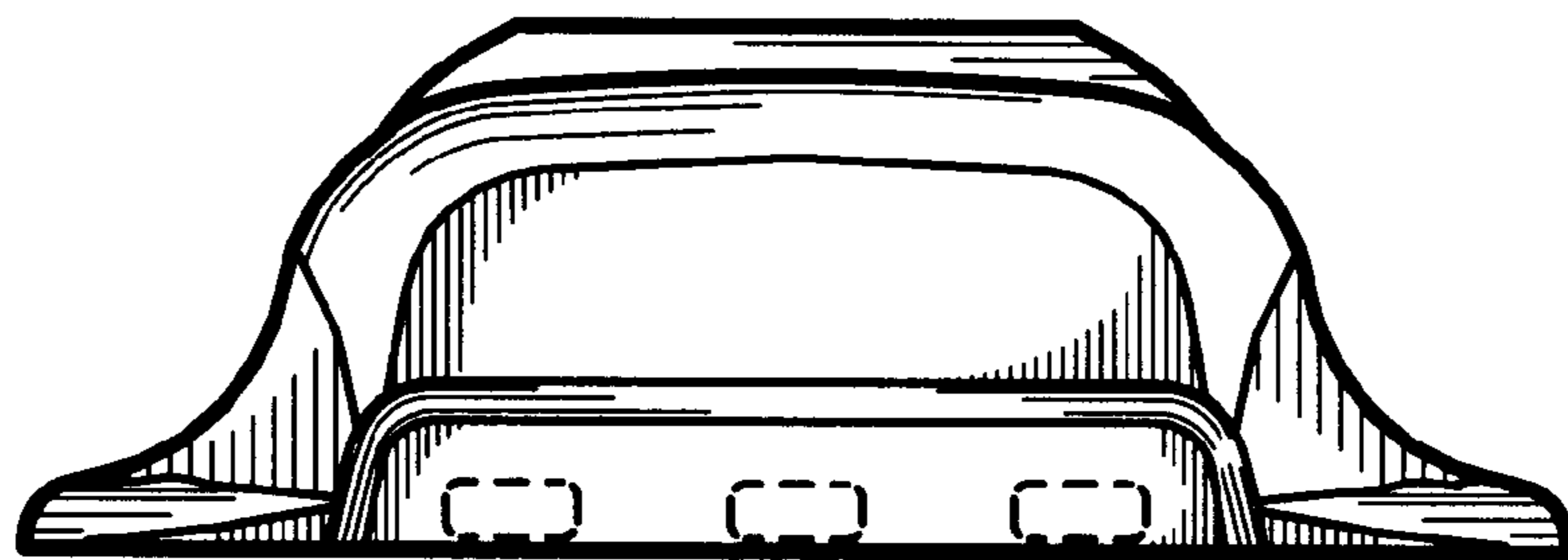


FIG. 5




FIG. 6