



US00D447458B1

(12) **United States Design Patent**
Eum

(10) **Patent No.:** **US D447,458 S**

(45) **Date of Patent:** **** Sep. 4, 2001**

(54) **FENDER PANEL FOR AUTOMOBILE**

D. 426,802 * 6/2000 Sacco et al. D12/196

* cited by examiner

(75) **Inventor:** **Kyoung Hun Eum, Suwon (KR)**

Primary Examiner—Melody N. Brown

(74) *Attorney, Agent, or Firm*—Lowe Hauptman Gilman & Berner, LLP

(73) **Assignees:** **Hyundai Motor Company; Hyundai Precision & Ind. Co. Ltd., Seoul (KR)**

(57) **CLAIM**

(**) **Term:** **14 Years**

The ornamental design for a fender panel for automobile, as shown and described.

(21) **Appl. No.:** **29/125,750**

DESCRIPTION

(22) **Filed:** **Jun. 30, 2000**

(30) **Foreign Application Priority Data**

Dec. 30, 1999 (KR) 99-32177

FIG. 1 is a perspective view of the fender panel for automobile according to the present invention;
FIG. 2 is a front elevational view of the fender panel for automobile according to the present invention;
FIG. 3 is a rear elevational view of the fender panel for automobile according to the present invention;
FIG. 4 is a left side elevational view of the fender panel for automobile according to the present invention;
FIG. 5 is a right side elevational view of the fender panel for automobile according to the present invention;
FIG. 6 is a top plan view of the fender panel for automobile according to the present invention; and,
FIG. 7 is a bottom plan view of the fender panel for automobile according to the present invention.

(51) **LOC (7) Cl.** **12-16**

(52) **U.S. Cl.** **D12/196**

(58) **Field of Search** D12/196, 90-29;
296/185

(56) **References Cited**

U.S. PATENT DOCUMENTS

D. 416,842 * 11/1999 Gabath D12/196

D. 417,424 * 12/1999 Horburg et al. D12/196

D. 419,125 * 1/2000 Sacco et al. D12/196

1 Claim, 7 Drawing Sheets




FIGURE 1




FIGURE 2




FIGURE 3




FIGURE 4




FIGURE 5

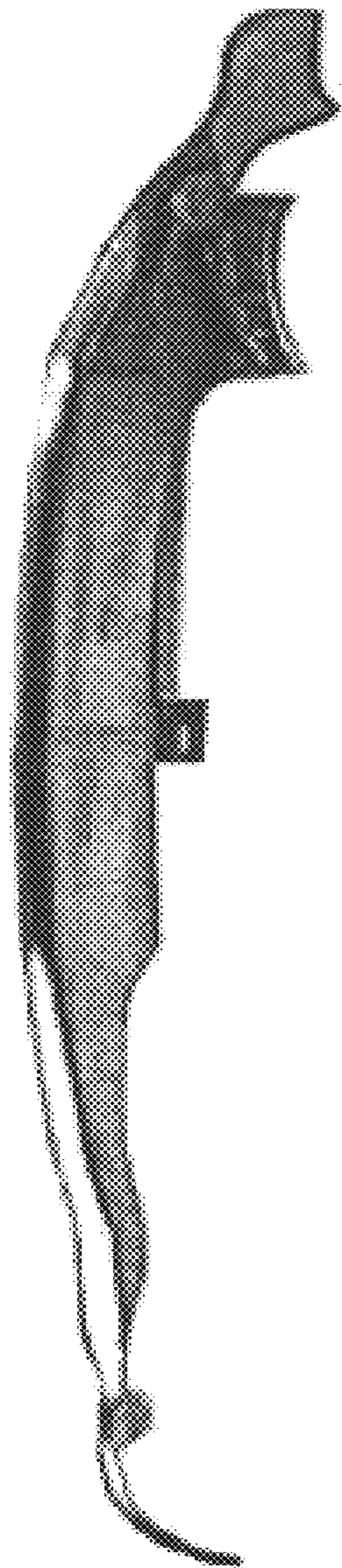


FIGURE 6




FIGURE 7

