



US00D447450B1

(12) **United States Design Patent**
Kim

(10) **Patent No.:** **US D447,450 S**

(45) **Date of Patent:** **** Sep. 4, 2001**

(54) **RADIATOR GRILL FOR AUTOMOBILE**

(75) Inventor: **Sun Ho Kim**, Kyounggi-do (KR)

(73) Assignees: **Hyundai Precision & Ind. Co., Ltd.;**
Hyundai Motor Company, Seoul (KR)

(**) Term: **14 Years**

(21) Appl. No.: **29/125,746**

(22) Filed: **Jun. 30, 2000**

(30) **Foreign Application Priority Data**

Dec. 31, 1999 (KR) 99-32371

(51) **LOC (7) Cl.** **12-16**

(52) **U.S. Cl.** **D12/163**

(58) **Field of Search** D12/163, 171,
D12/90-92; 293/115, 113, 117, 120; 180/68.6,
68.1

(56) **References Cited**

U.S. PATENT DOCUMENTS

D. 430,521 * 9/2000 Kitamura et al. D12/163

D. 430,836 * 9/2000 Kitamura et al. D12/163

D. 430,837 * 9/2000 Kitamura et al. D12/163

* cited by examiner

Primary Examiner—Melody N. Brown

(74) *Attorney, Agent, or Firm*—Lowe Hauptman Gilman &
Berner, LLP

(57) **CLAIM**

The ornamental design for a radiator grill for automobile, as shown and described.

DESCRIPTION

FIG. 1 is a perspective view of the radiator grill for automobile according to the present invention;

FIG. 2 is a front elevational view of the radiator grill for automobile according to the present invention;

FIG. 3 is a rear elevational view of the radiator grill for automobile according to the present invention;

FIG. 4 is a left side elevational view of the radiator grill for automobile according to the present invention and the right side elevational view is symmetrical;

FIG. 5 is a top plan view of the radiator grill for automobile according to the present invention; and,

FIG. 6 is a bottom plan view of the radiator grill for automobile according to the present invention.

1 Claim, 6 Drawing Sheets





FIGURE 1




FIGURE 2




FIGURE 3




FIGURE 4




FIGURE 5




FIGURE 6