



US00D447448B1

(12) **United States Design Patent**  
**Guspodin**

(10) **Patent No.:** **US D447,448 S**

(45) **Date of Patent:** **\*\* Sep. 4, 2001**

(54) **TIRE TREAD**

(75) **Inventor:** **James G. Guspodin**, Akron, OH (US)

(73) **Assignee:** **Bridgestone/Firestone Research, Inc.**,  
Akron, OH (US)

(\*\*) **Term:** **14 Years**

(21) **Appl. No.:** **29/136,660**

(22) **Filed:** **Feb. 5, 2001**

(51) **LOC (7) Cl.** ..... **12-15**

(52) **U.S. Cl.** ..... **D12/147**

(58) **Field of Search** ..... D12/134-152;  
152/209.1, 209.3, 209.9, 209.16, 209.18,  
209.25, 209.27, 902

(56) **References Cited**

**U.S. PATENT DOCUMENTS**

- D. 314,737 \* 2/1991 Covert et al. .... D12/147
- D. 332,767 \* 1/1993 Tsuda et al. .... D12/147
- D. 342,705 \* 12/1993 Graas ..... D12/141
- D. 389,102 \* 1/1998 Gillard et al. .... D12/146

**OTHER PUBLICATIONS**

Bridgestone Uni-T AQ Tire, Tire Review Magazine, p. 11,  
Mar. 1999,\*

\* cited by examiner

*Primary Examiner*—Robert M. Spear

(74) *Attorney, Agent, or Firm*—Thomas R. Kingsbury;  
Michael Sand; John H. Hornickel

(57) **CLAIM**

The ornamental design for a tire tread, as shown and described.

**DESCRIPTION**

FIG. 1 is a side perspective view of a tire tread showing my new design, it being understood that the tread pattern is repeated throughout the circumference of the tire tread, the opposite side being the same as that shown;

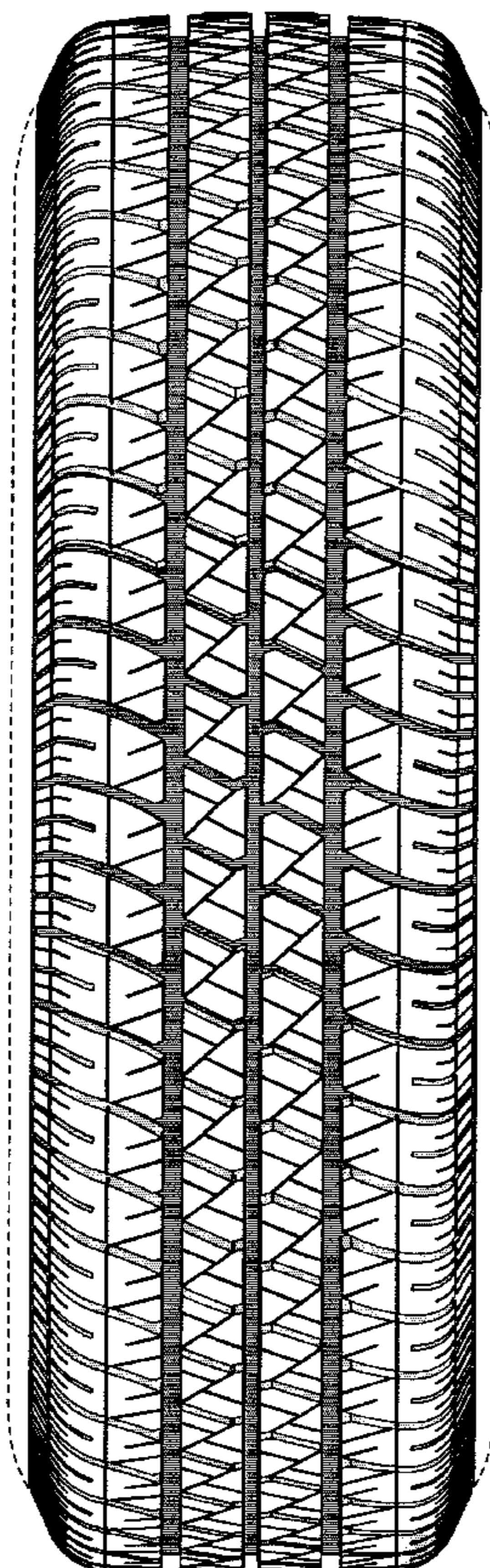
FIG. 2 is a front elevational view thereof;

FIG. 3 is a side elevational view of the right side thereof, the opposite side being identical thereto; and,

FIG. 4 is an enlarged fragmentary side perspective view thereof.

The broken lines defining the tire sidewall and inner bead are for illustrative purposes only and form no part of the claimed design.

**1 Claim, 4 Drawing Sheets**



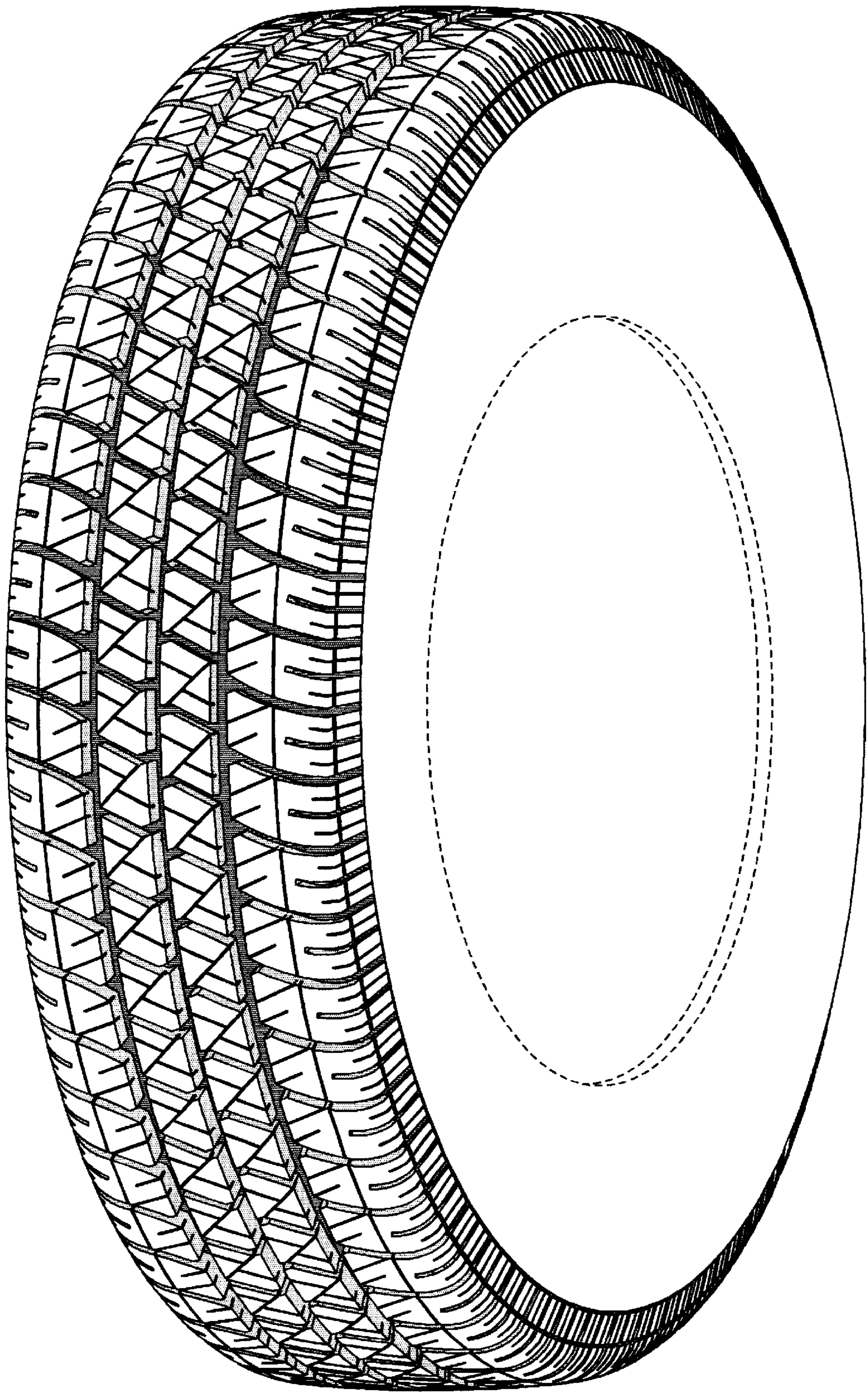


FIG-1



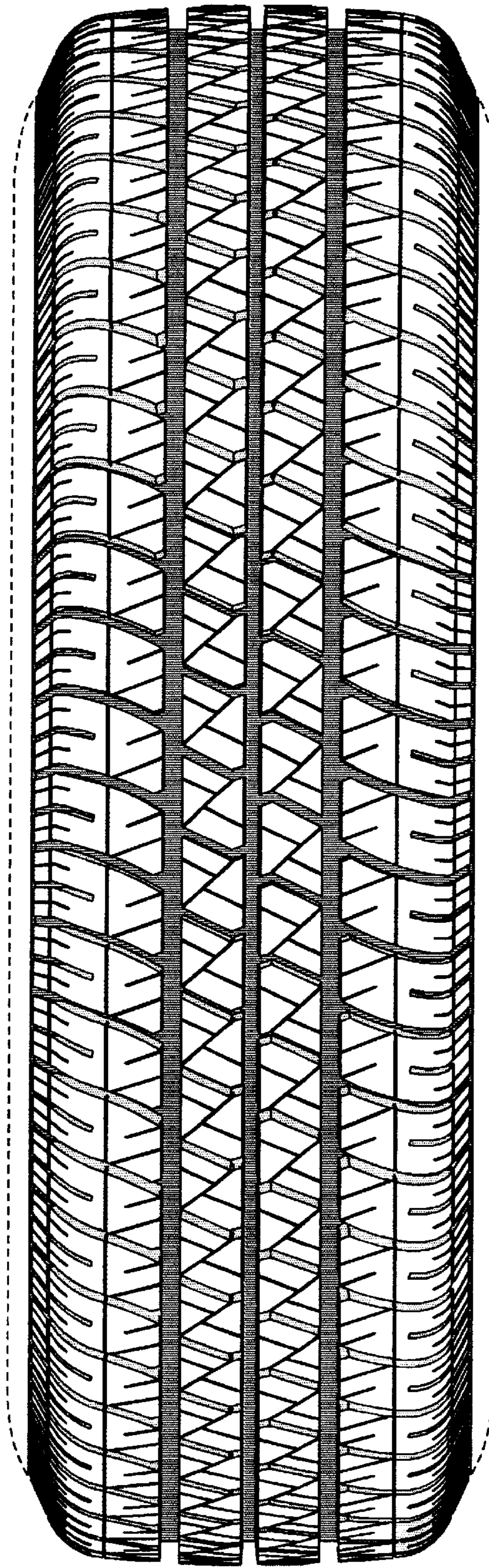


FIG-2

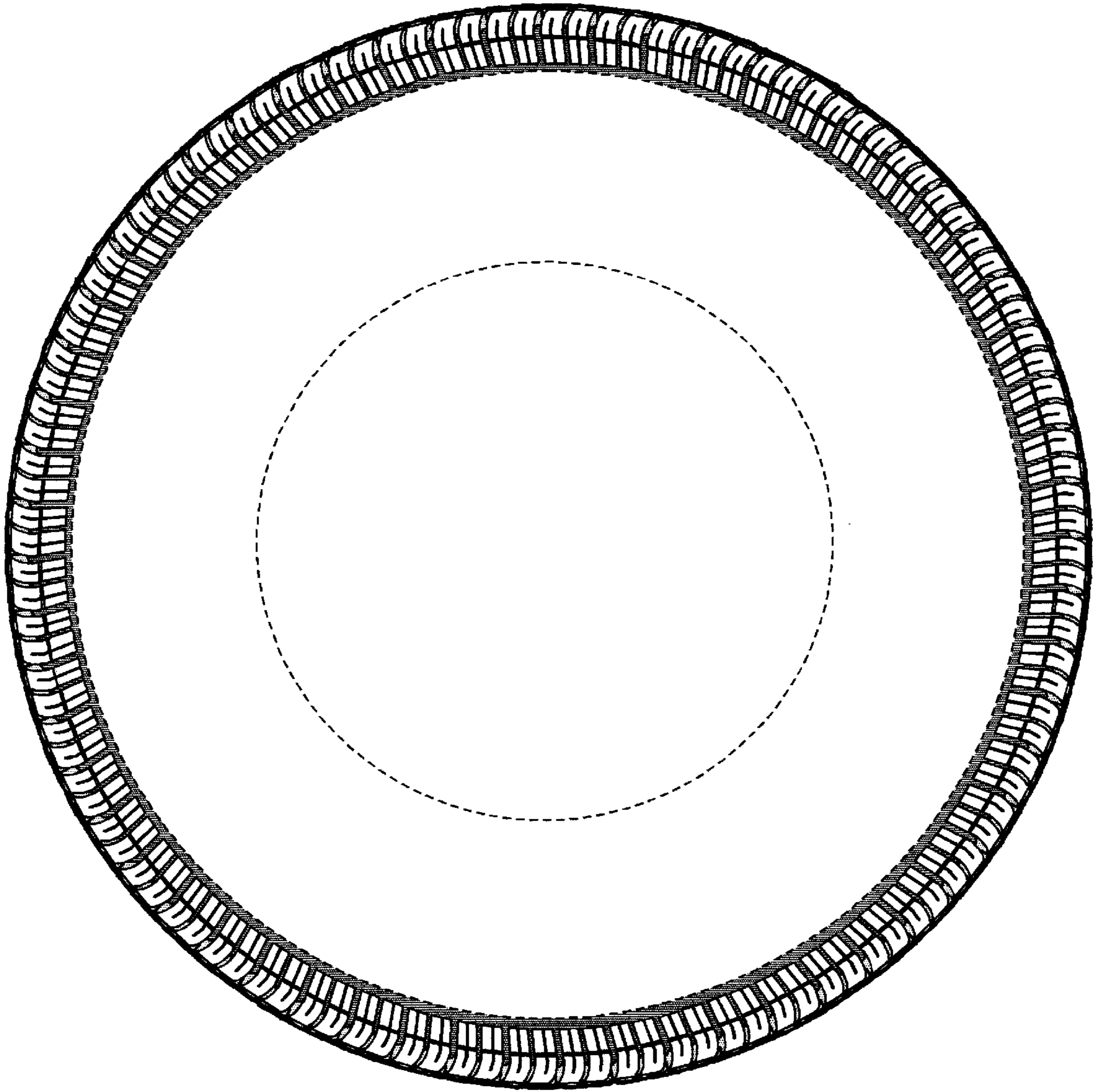


FIG-3



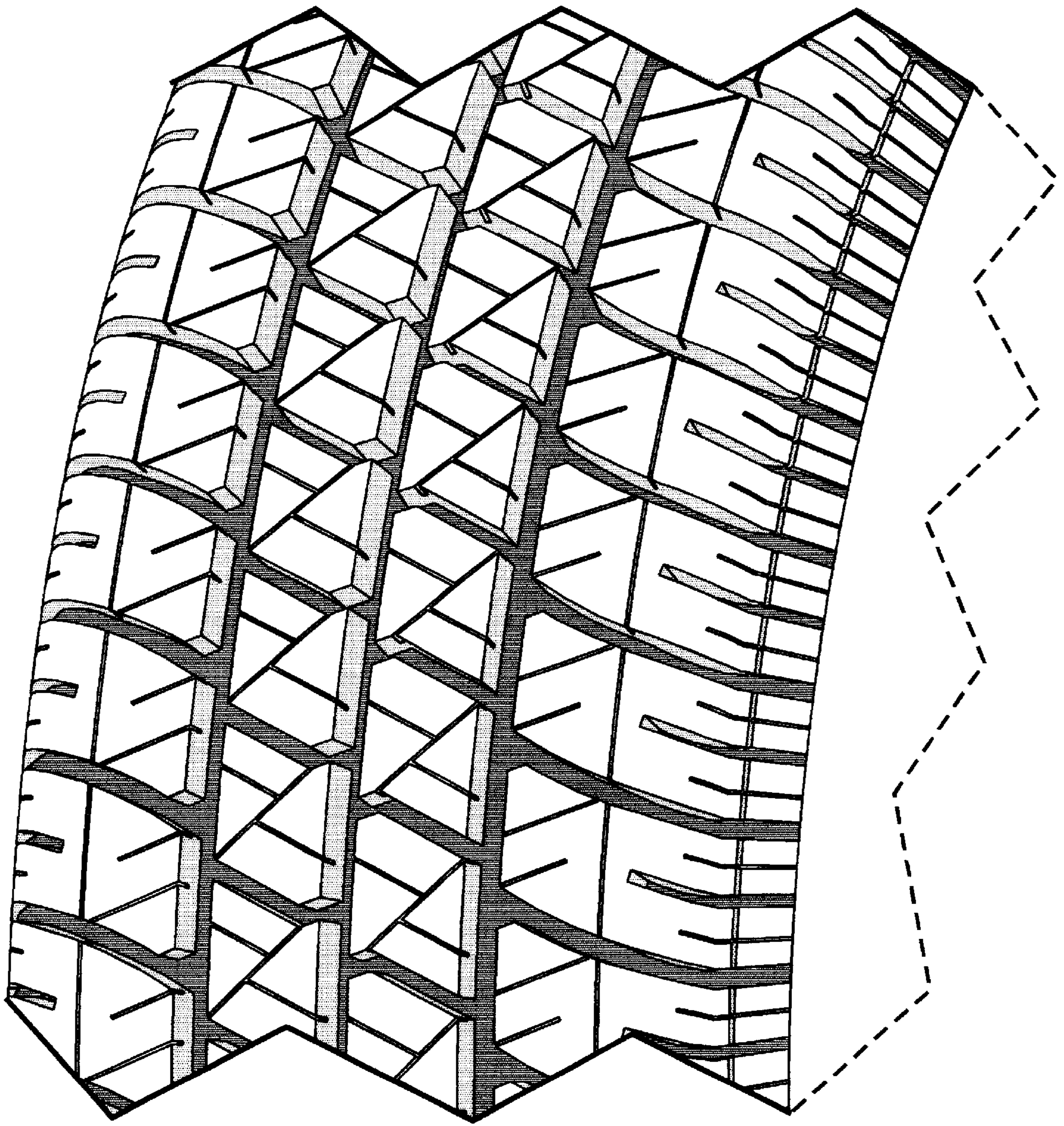


FIG-4