



US00D447447B1

(12) **United States Design Patent**  
**Guspodin et al.**

(10) **Patent No.:** **US D447,447 S**

(45) **Date of Patent:** **\*\* Sep. 4, 2001**

(54) **TIRE TREAD**

(75) Inventors: **James G. Guspodin; Andrea Fantanzo**, both of Akron; **David M. Reep**, Copley, all of OH (US)

(73) Assignee: **Bridgestone/Firestone Research Inc.**, Akron, OH (US)

(\*\*) Term: **14 Years**

D. 350,093	8/1994	Fukushima .	
D. 368,686	4/1996	Haas et al. .	
D. 384,309	9/1997	Heinen .	
D. 397,649	9/1998	Grosskopf et al. .	
D. 418,458	1/2000	Kemp, Jr. .	
D. 420,949	2/2000	Poling .	
D. 420,950	2/2000	Kitzky et al. .	
D. 430,834	9/2000	Allison .	
D. 431,214 *	9/2000	Allison .....	D12/146
5,078,190	1/1992	Wissbrock et al. .	

(21) Appl. No.: **29/135,958**

(22) Filed: **Jan. 22, 2001**

**Related U.S. Application Data**

(62) Division of application No. 29/129,866, filed on Sep. 22, 2000.

(51) **LOC (7) Cl.** ..... **12-15**

(52) **U.S. Cl.** ..... **D12/147**

(58) **Field of Search** ..... D12/134-152;  
152/209.1, 209.9, 209.12, 209.13, 209.19,  
209.22, 209.25

(56) **References Cited**

**U.S. PATENT DOCUMENTS**

D. 260,872	9/1981	Wright et al. .
D. 261,383	10/1981	Amarger .
D. 274,232	6/1984	Kohno et al. .
D. 302,412	7/1989	Goergen et al. .
D. 303,363	9/1989	Graas .
D. 303,364	9/1989	Graas et al. .
D. 313,777	1/1991	Yamashita .
D. 319,994	9/1991	Manestar et al. .
D. 323,310	1/1992	Nakatani .
D. 328,578	8/1992	Cormier et al. .
D. 329,217	9/1992	Ota et al. .
D. 337,977	8/1993	Shinohara et al. .
D. 337,978	8/1993	Himuro et al. .
D. 340,436	10/1993	Baus .
D. 342,706	12/1993	Wise .
D. 344,049	2/1994	Brown et al. .

**OTHER PUBLICATIONS**

Firestone Steeltex Radial 23 Tire, 1998 Tread Design Guide, Feb. 1998, p. 94. 2/5.\*

Starfire Bronco STD Radial LT Tire, 1998 Tread Design Guide, Feb. 1998, p. 118. 4/5.\*

Bridgestone VM-TS V-Steel M-Traction S Tire, 1998 Tread Design Guide, Feb. 1998, p. 170. 3/3.\*

\* cited by examiner

*Primary Examiner*—Robert M. Spear

(74) *Attorney, Agent, or Firm*—Thomas R. Kingsbury; Michael Sand; John H. Hornickel

(57) **CLAIM**


The ornamental design for a tire tread, as shown and described.

**DESCRIPTION**

FIG. 1 is a side perspective view of a tire tread showing our new design, it being understood that the tread pattern is repeated throughout the circumference of the tire tread, the opposite side being the same as that shown; FIG. 2 is a front elevational view thereof; and, FIG. 3 is an enlarged fragmentary side perspective view thereof.

The broken lines defining the tire sidewall and inner bead and the peripheral boundary between the tire tread and sidewall are for illustrative purposes only and form no part of the claimed design.

**1 Claim, 3 Drawing Sheets**



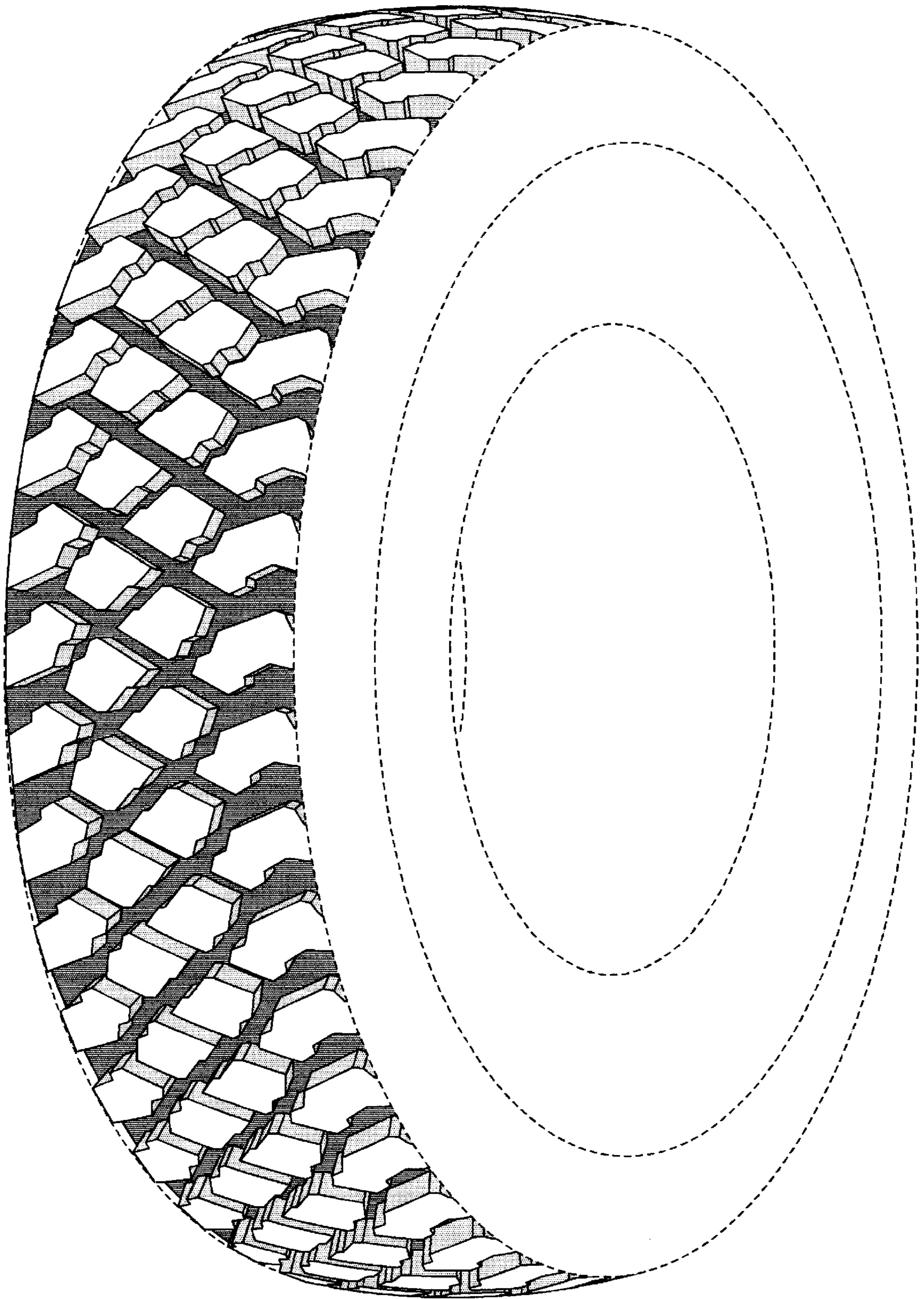


FIG-1

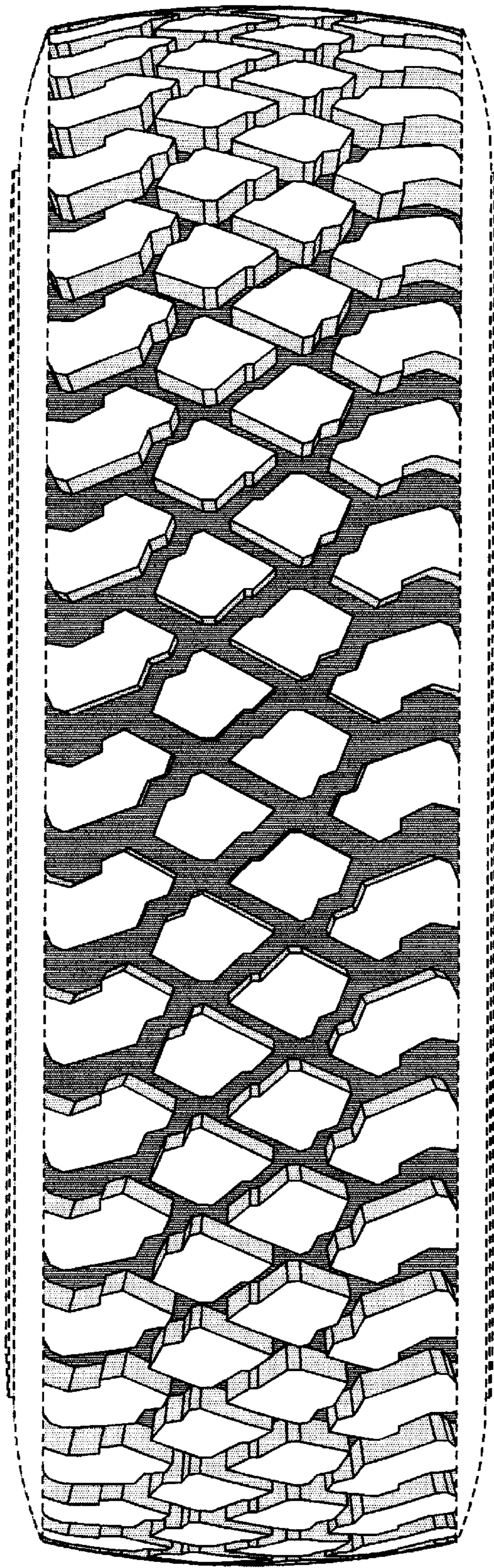


FIG-2

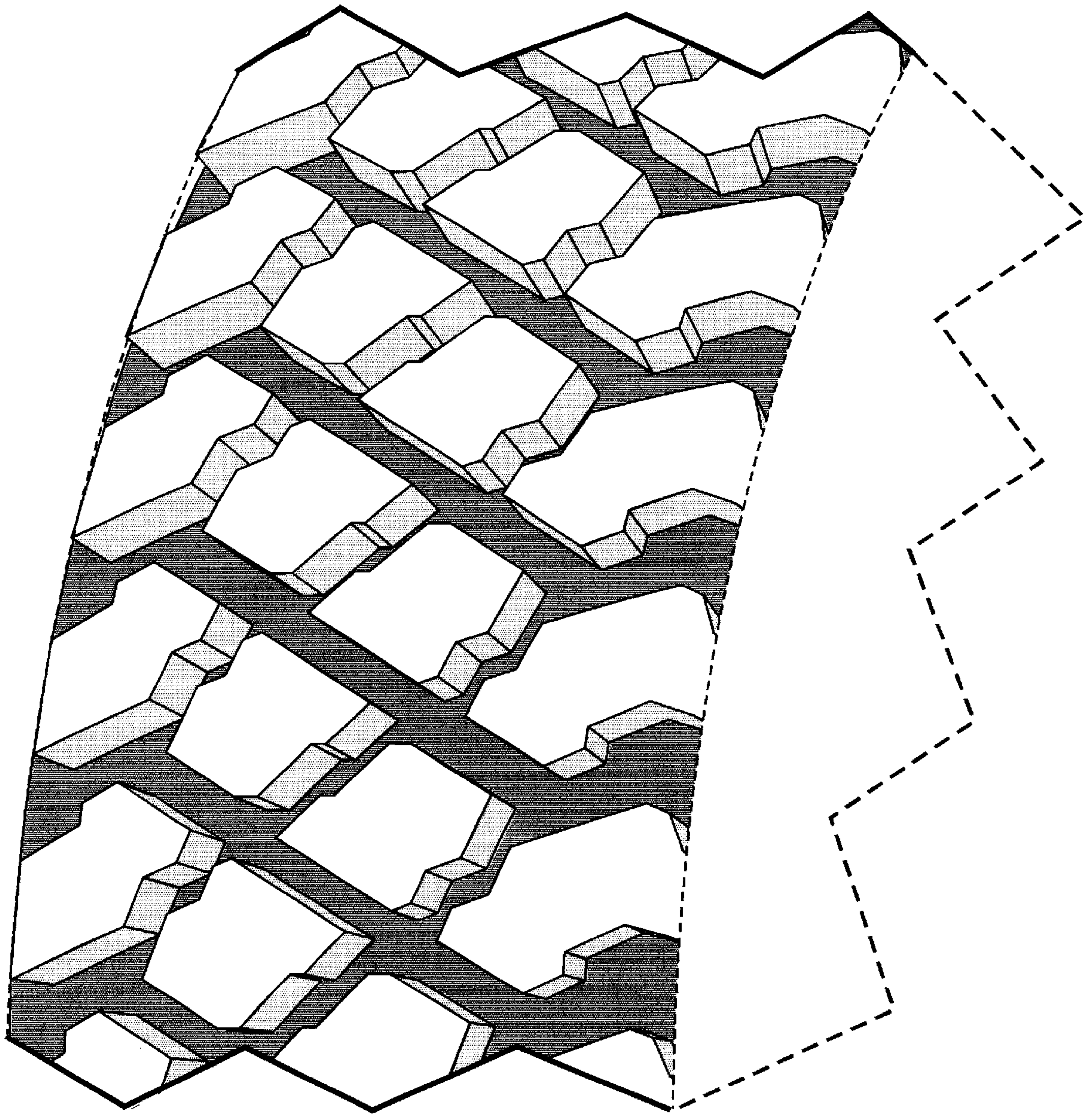


FIG-3