



US00D447432B1

(12) **United States Design Patent** (10) **Patent No.:** **US D447,432 S**
Scarrott et al. (45) **Date of Patent:** **** Sep. 4, 2001**

(54) **INDICATING DEVICE**

DESCRIPTION

(75) Inventors: **Peter Mykola Scarrott; James Nick Schmidt**, both of London (CA)

(73) Assignee: **Ontario Inc.**, London (CA)

(**) Term: **14 Years**

(21) Appl. No.: **29/135,824**

(22) Filed: **Jan. 19, 2001**

Related U.S. Application Data

(63) Continuation of application No. 09/603,427, filed on Jun. 26, 2000, and a division of application No. 29/120,588, filed on Mar. 22, 2000, now Pat. No. Des. 439,534, which is a continuation of application No. 09/073,275, filed on May 5, 1998, now Pat. No. 6,082,358.

(51) **LOC (7) Cl.** **10-04**

(52) **U.S. Cl.** **D10/96**

(58) **Field of Search** D10/96; 222/36;
128/200.23, 200.14, 203.15; 116/308

Primary Examiner—Antoine Duval Davis

(74) *Attorney, Agent, or Firm*—Brinks Hofer Gilson & Lione

(57) **CLAIM**

The ornamental designs for an indicating device, as shown and described.

FIG. 1 is a top view of the indicating device shown in FIG. 3;

FIG. 2 is a side view of an indicating device including a container, with only the upper portion of the container shown in solid lines, with the top view of the indicating device being the same as shown in FIG. 1, and with the other side views being identical thereto;

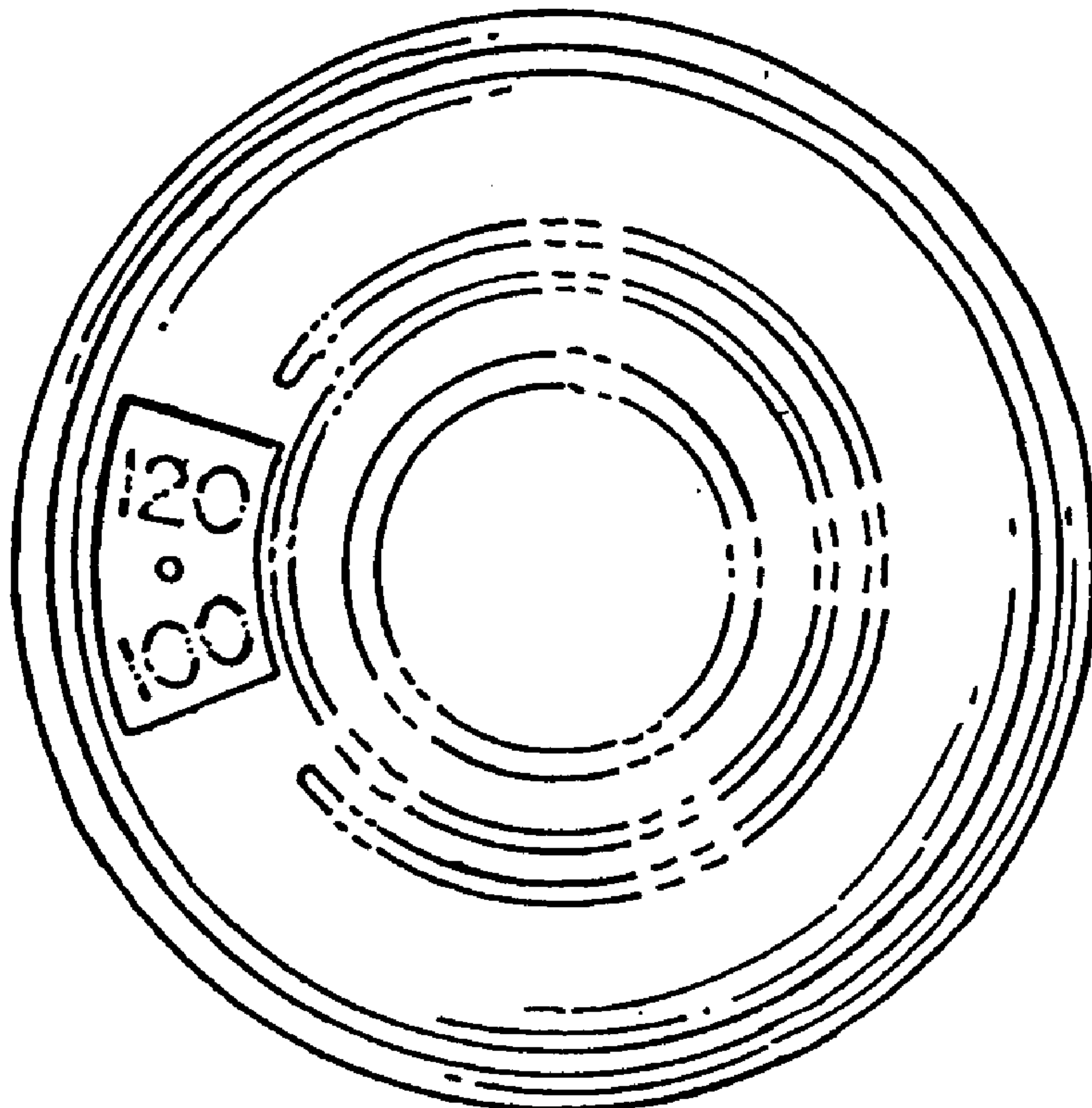
FIG. 3 is a perspective view of the indicating device, including a container, shown in FIG. 2;

FIG. 4 is a top view of the indicating device shown in FIG. 5; and,

FIG. 5 is a perspective view of an alternative embodiment of an indicating device including a container, with only the upper portion of the container shown in solid lines, with the top view thereof being the same as shown in FIG. 4, and with the side view as shown in FIG. 2.

The broken lines showing the numerical surface indicia in FIGS. 1 and 3–5, the grippable rings in FIGS. 1 and 3–5, the viewing window in FIGS. 4 and 5, and the lower portion of the container in the embodiment of FIGS. 2, 3, and 5 are for environmental purposes only and do not form any part of the claimed designs.

1 Claim, 2 Drawing Sheets



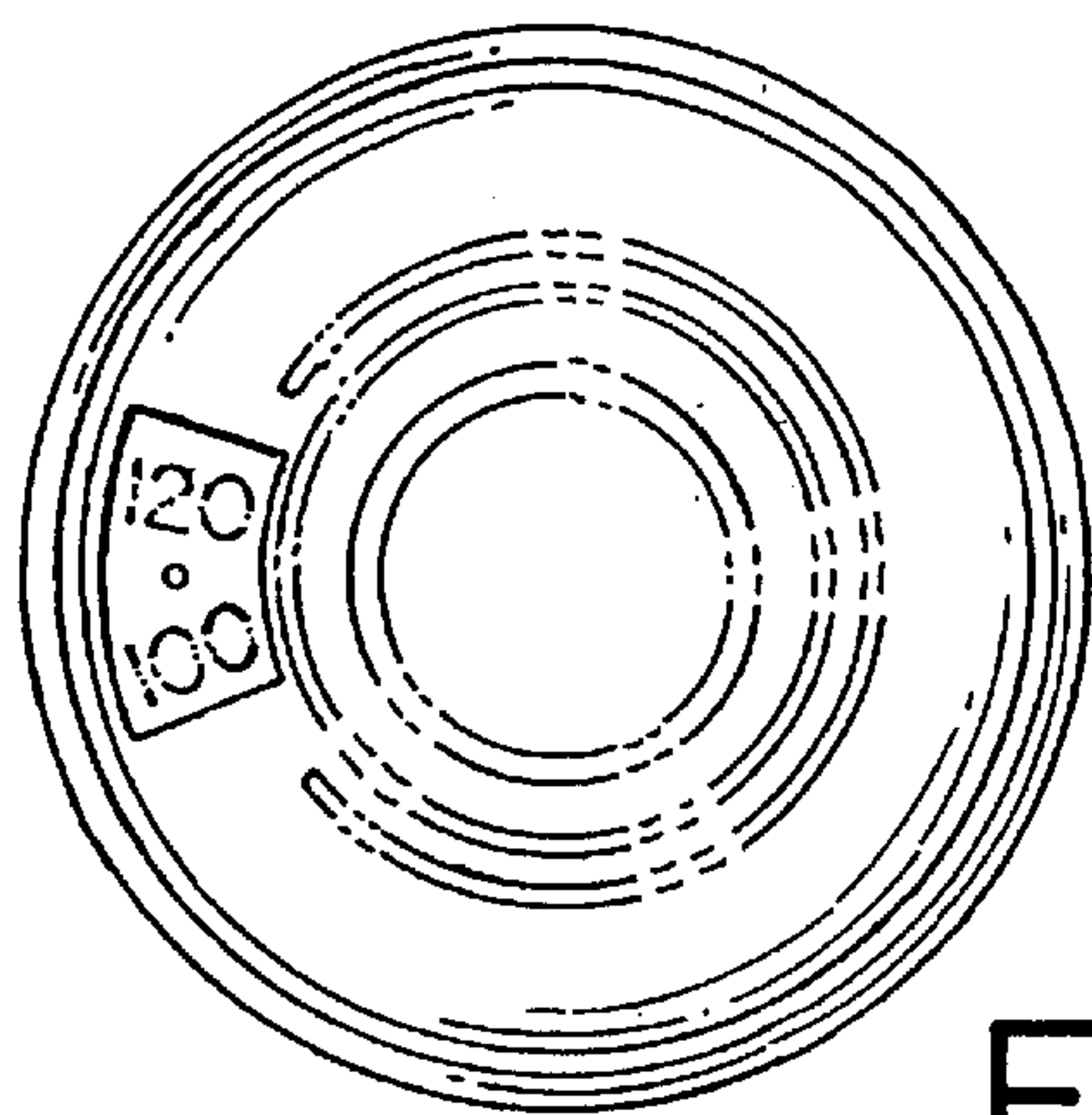


FIG. 1




FIG. 2

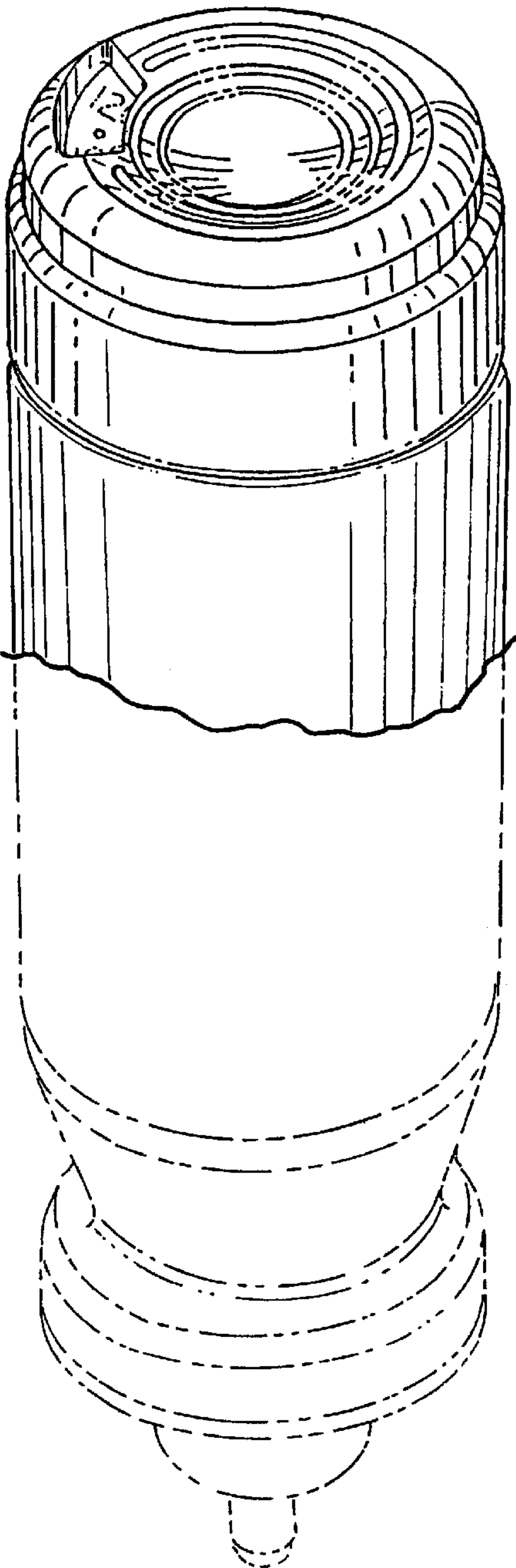
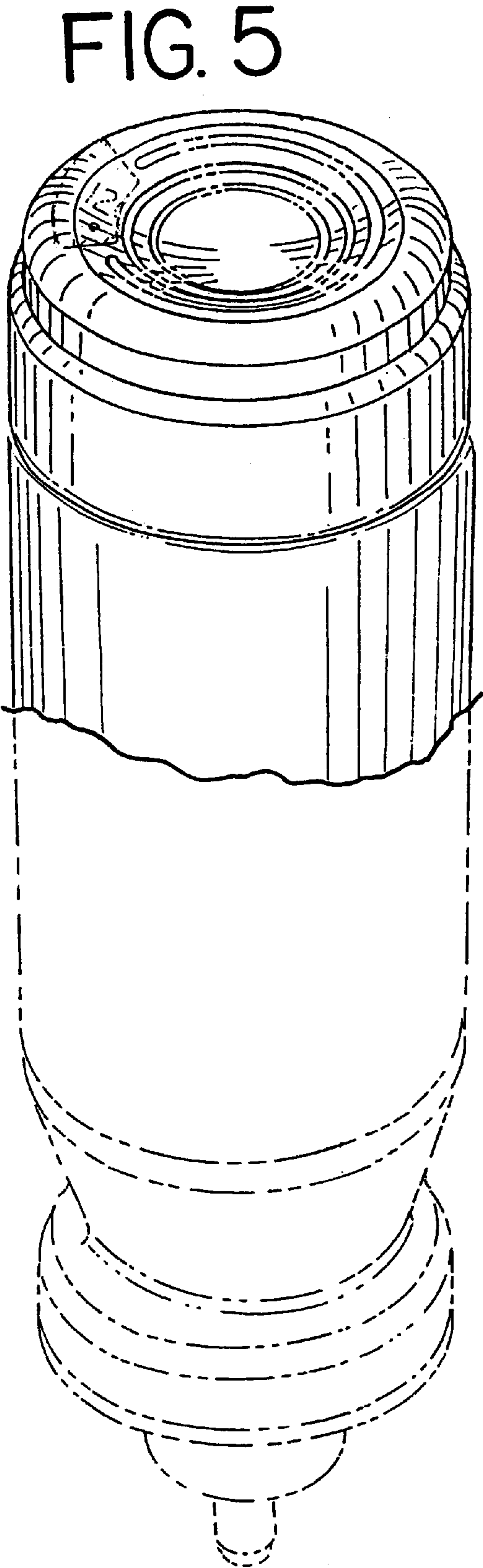
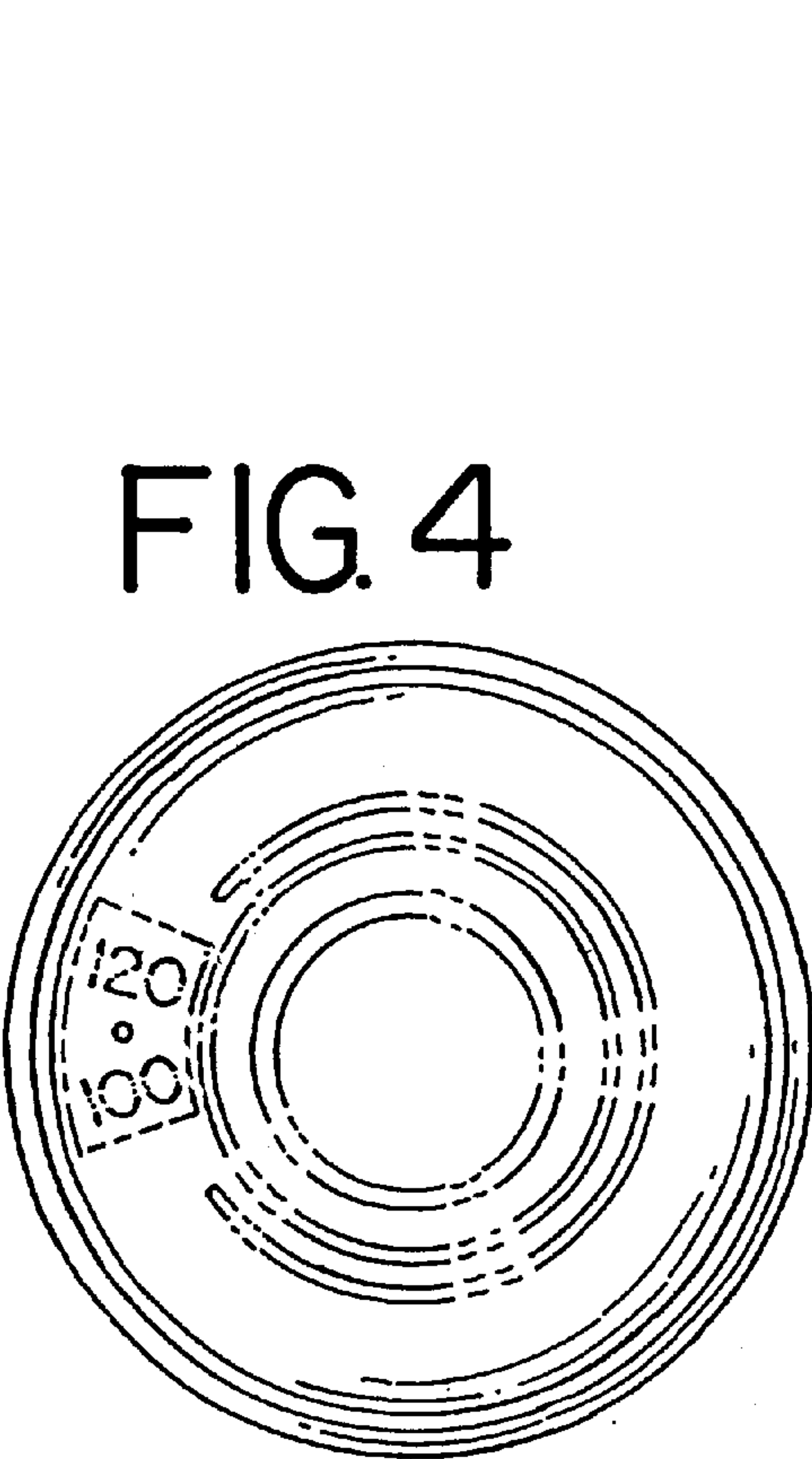


FIG. 3



UNITED STATES PATENT AND TRADEMARK OFFICE
CERTIFICATE OF CORRECTION

PATENT NO. : Des. 447,432 S
DATED : September 4, 2001
INVENTOR(S) : Peter M. Scarrott et al.

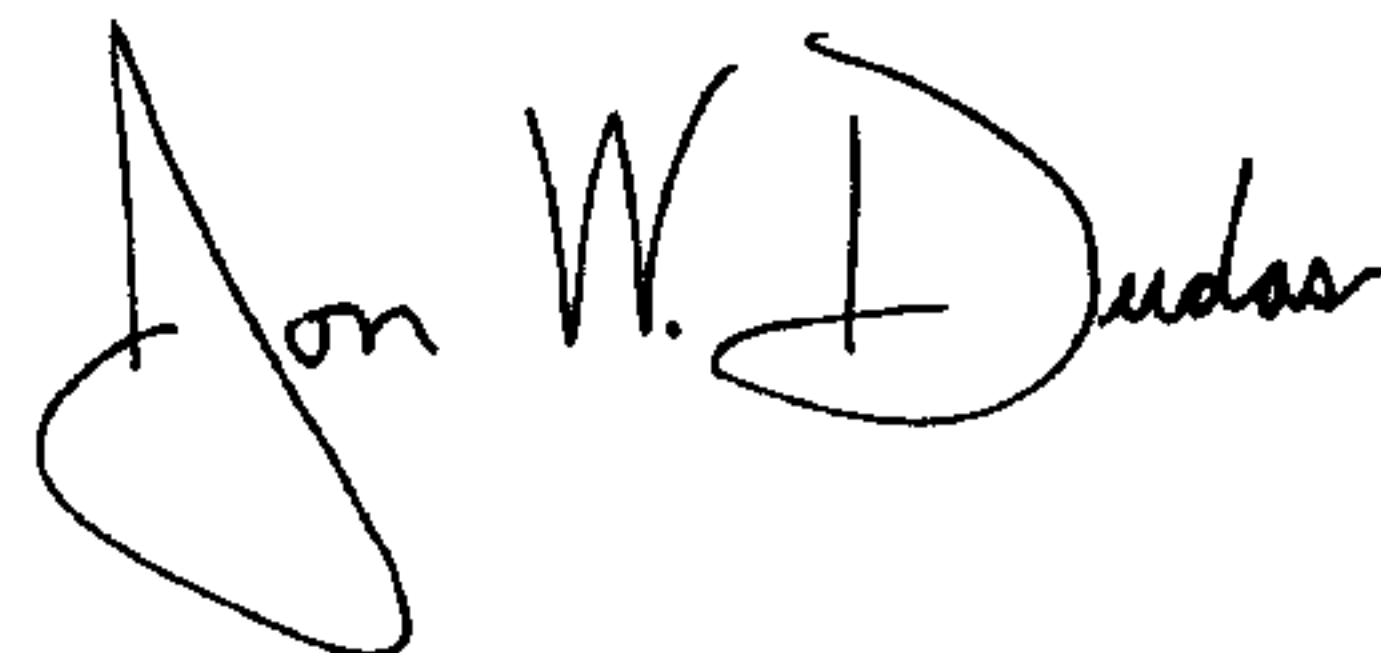
Page 1 of 1

It is certified that error appears in the above-identified patent and that said Letters Patent is hereby corrected as shown below:

Title page,
Item [73], Assignee, insert: -- 1263152 -- before "Ontario".

Signed and Sealed this

Twenty-fourth Day of February, 2004

A handwritten signature in black ink, reading "Jon W. Dudas". The signature is stylized, with a large, looped initial "J" and a cursive "Dudas".

JON W. DUDAS
Acting Director of the United States Patent and Trademark Office