



US00D447428B1

(12) **United States Design Patent**  
**Modolo**

(10) **Patent No.:** **US D447,428 S**

(45) **Date of Patent:** **\*\* Sep. 4, 2001**

(54) **WRIST WATCH**

(75) **Inventor:** **Dino Modolo**, La Chaux-de-Fonds  
(CH)

(73) **Assignee:** **Vacheron & Constantin S.A.**, Geneva  
(CH)

(\*\*) **Term:** **14 Years**

(21) **Appl. No.:** **29/129,688**

(22) **Filed:** **Sep. 21, 2000**

(30) **Foreign Application Priority Data**

Mar. 27, 2000 (XH) ..... DMA/004 866

(51) **LOC (7) Cl.** ..... **10-02**

(52) **U.S. Cl.** ..... **D10/39**

(58) **Field of Search** ..... D10/1-40, 122-132;  
368/280-277, 285

(56) **References Cited**

**U.S. PATENT DOCUMENTS**

D. 181,013 \* 9/1957 Mamie ..... D10/38

D. 336,616 \* 6/1993 Gueit ..... D10/39  
D. 342,906 \* 1/1994 Dumas ..... D10/39  
D. 399,763 \* 10/1998 Rabassa ..... D10/38  
D. 423,953 \* 5/2000 Kauffmann ..... D10/39

\* cited by examiner

*Primary Examiner*—Nelson C. Holtje

(74) *Attorney, Agent, or Firm*—Young & Thompson

(57) **CLAIM**

The ornamental design for a wrist watch, as shown and described.

**DESCRIPTION**

FIG. 1 is a rear perspective view with cover open.

FIG. 2 is a front perspective view.

FIG. 3 is a front view.

FIG. 4 is a side view from the right of FIG. 3.

FIG. 5 is a side view from the left of FIG. 3.

FIG. 6 is a rear view.

FIG. 7 is a side view from the bottom of FIG. 3; and,

FIG. 8 is a side view from the top of FIG. 3.

**1 Claim, 1 Drawing Sheet**






Fig. 1




Fig. 2




Fig. 4

Fig. 5




Fig. 3




Fig. 7




Fig. 6





Fig. 8