



US00D447423B1

(12) **United States Design Patent**  
**Chan**

(10) **Patent No.:** **US D447,423 S**

(45) **Date of Patent:** **\*\* Sep. 4, 2001**

(54) **CLOCK**

(75) **Inventor:** **Chuk Shun Chan, Kowloon (HK)**

(73) **Assignee:** **Pollyflame International B.V.,  
Roelofarendsveen (NL)**

(\*\*) **Term:** **14 Years**

(21) **Appl. No.:** **29/124,024**

(22) **Filed:** **May 30, 2000**

(30) **Foreign Application Priority Data**

Nov. 30, 1999 (XH) ..... DM/049 965

(51) **LOC (7) Cl.** ..... **10-01**

(52) **U.S. Cl.** ..... **D10/6**

(58) **Field of Search** ..... D10/122-132;  
368/10, 276, 277, 285, 316-317; D8/103;  
D19/97, 65

(56) **References Cited**

**U.S. PATENT DOCUMENTS**

- D. 201,452 \* 6/1965 Shipley ..... D10/26
- D. 201,453 \* 6/1965 Shipley ..... D10/26
- D. 242,905 \* 1/1977 Eschenfeldt ..... D10/26
- D. 259,184 \* 5/1981 Francis et al. .... D10/15
- D. 274,703 \* 7/1984 Vogel ..... D10/15
- D. 279,268 \* 6/1985 Henkels ..... D10/26
- D. 297,217 \* 8/1988 Wolff ..... D10/53
- D. 305,619 \* 1/1990 Diehl ..... D10/6
- D. 329,609 \* 9/1992 Wolff ..... D10/2
- D. 338,408 \* 8/1993 Peersmann ..... D10/6

- D. 338,624 \* 8/1993 Peersmann ..... D10/6
- D. 345,925 \* 4/1994 Peersmann ..... D10/26
- D. 378,737 \* 4/1997 McCue et al. .... D10/6
- D. 381,917 \* 8/1997 McCue et al. .... D10/6
- D. 385,197 \* 10/1997 Dijkstra ..... D10/15
- D. 405,339 \* 2/1999 Kleefman ..... D8/103
- D. 408,059 \* 4/1999 Marnix ..... D19/97
- D. 423,053 \* 4/2000 Lefkowitz ..... D19/65
- 2,044,314 \* 6/1936 Nattman ..... 368/316
- 4,384,416 \* 5/1983 Kanzelberger ..... 40/661

**OTHER PUBLICATIONS**

European Jeweler, Feb. 1980, p. 116, clock as shown therein.\*

\* cited by examiner

*Primary Examiner*—Jeffrey Asch

(74) *Attorney, Agent, or Firm*—Altera Law Group LLC

(57) **CLAIM**

The ornamental design for clock, as shown and described.

**DESCRIPTION**

FIG. 1 is a perspective view of the clock.

FIG. 2 is a front view thereof.

FIG. 3 is a back view thereof.

FIG. 4 is a back view with the stand closed.


FIG. 5 is a top view thereof.

FIG. 6 is a bottom view thereof.

FIG. 7 is a right side view thereof; and,

FIG. 8 is a left side view thereof.

**1 Claim, 8 Drawing Sheets**








FIGURE 1






FIGURE 2





FIGURE 3





FIGURE 4






FIGURE 5



FIGURE 6






FIGURE 7






FIGURE 8