



US00D447418B1

(12) **United States Design Patent**
Bezek et al.

(10) **Patent No.:** **US D447,418 S**

(45) **Date of Patent:** **** Sep. 4, 2001**

(54) **CONSUMABLES CONTAINER WITH
REMOVABLE CAP**

(75) Inventors: **Edward Anthony Bezek**, Frisco;
Patrick Joseph Bierschenk, Dallas,
both of TX (US); **Robert John Croft**,
Jersey City, NJ (US); **John Joseph
Michels**, Highland Village, TX (US);
Jim Frances Warner, Hoboken, NJ
(US)

(73) Assignee: **RECOT, Inc.**, Pleasanton, CA (US)

(**) Term: **14 Years**

(21) Appl. No.: **29/123,406**

(22) Filed: **May 16, 2000**

(51) **LOC (7) Cl.** **02-05**

(52) **U.S. Cl.** **D9/504; D9/500; D9/502;**
D9/549; D9/558; D9/574; D9/445

(58) **Field of Search** **D9/438, 445, 450,**
D9/416, 500, 502-504, 509, 511, 513, 516,
529-530, 536-537, 539-542, 549, 558,
569, 574; 215/381-384, 396, 398; 220/906

(56) **References Cited**

U.S. PATENT DOCUMENTS

Re. 30,805	11/1981	Rhoads .	
D. 60,556	* 3/1922	Marble	D9/502
D. 90,433	* 8/1933	Borokoff	D9/502
D. 187,162	* 2/1960	Lerner et al.	D9/502
D. 192,334	* 3/1962	Eicholtz	D9/552
D. 199,413	* 10/1964	Levinson	D7/608
D. 212,871	* 12/1968	Anderson	D9/502
D. 222,336	* 10/1971	Leary	D9/502
D. 246,896	1/1978	Plummer .	
D. 247,471	3/1978	Strand .	
D. 247,472	3/1978	Byrne .	
D. 247,847	5/1978	Kretz .	
D. 254,840	4/1980	Aldrich, III .	
D. 266,648	* 10/1982	Plewes et al.	D9/503
D. 279,267	* 6/1985	Morris	D9/454

(List continued on next page.)

FOREIGN PATENT DOCUMENTS

2646071 4/1989 (FR) .
WO 92/04243 3/1992 (WO) .

OTHER PUBLICATIONS

Advertisement by Land O' Lakes showing a personal size container for beverages, trademarked as the "Grip". It also has a resealable top.

Primary Examiner—Philip S. Hyder

Assistant Examiner—Carol Rademaker

(74) *Attorney, Agent, or Firm*—Colin P. Cahoon; Carstens, Yee & Cahoon

(57) **CLAIM**

The ornamental design for a consumables container with removable cap, as shown and described.

DESCRIPTION

FIG. 1 is a perspective view of the consumables container with removable cap of the present invention;

FIG. 2 is a side view in elevation of the consumables container with removable cap of FIG. 1, all side views being identical, with the exception of the broken line, showing of unclaimed indicia;

FIG. 3 is a top plan view of the consumables container with removable cap of FIG. 1;

FIG. 4 is a bottom plan view of the consumables container with removable cap of FIG. 1;

FIG. 5 is an exploded view with cap removed of the consumables container with removable cap of the present invention;

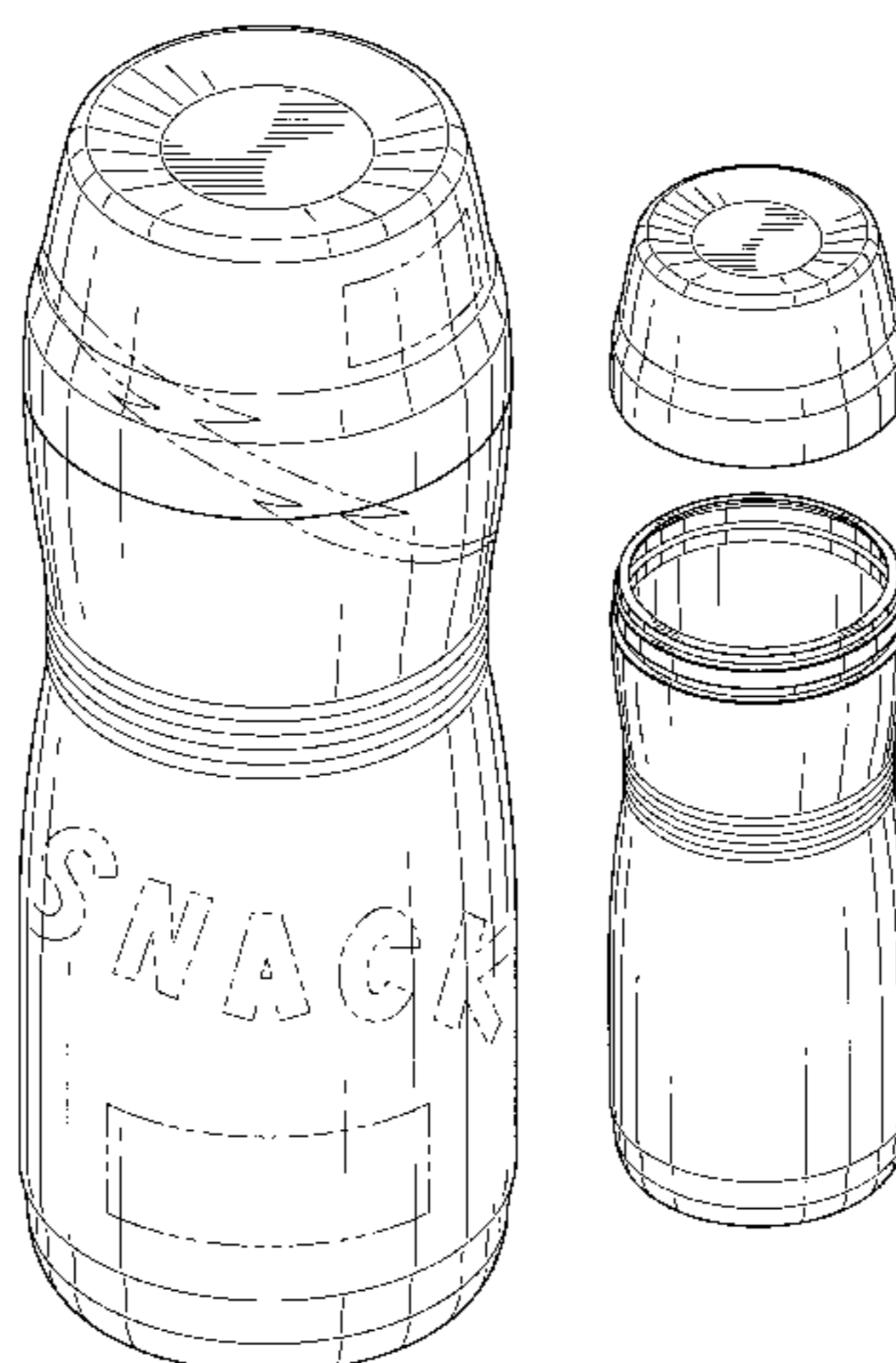
FIG. 6 is a perspective view with cap inverted and seated on the opening of the container of the consumables container with removable cap of the present invention;

FIG. 7 is a perspective view with cap opening nested on the bottom of the container of the consumables container with removable cap of the present invention; and,

FIG. 8 is a plan view of the inside of the cap of the consumables container with removable cap of FIG. 5.

The broken line showing of indicia in FIG. 1 is for environmental purposes only and forms no part of the claimed design.

1 Claim, 3 Drawing Sheets



US D447,418 S

Page 2

U.S. PATENT DOCUMENTS

D. 285,656	*	9/1986	Champion	D9/503	2,076,132	4/1937	Le Rose .
D. 321,649	*	11/1991	Lambe, Jr. et al.	D9/503	2,121,041	6/1938	Morgan .
D. 333,268	*	2/1993	Arlinghaus et al.	D9/538	2,297,285	9/1942	Bledsoe .
D. 338,831	*	8/1993	Osip et al.	D9/502	2,346,417	4/1944	Cornwell .
D. 345,695		4/1994	Frazer et al. .		2,533,349	12/1950	Burger .
D. 365,021	*	12/1995	Park	D9/332	2,543,427	2/1951	Warne .
D. 371,304	*	7/1996	Onneweer	D9/503	2,619,245	11/1952	Levi .
D. 381,042	*	7/1997	Roche	D19/51	3,021,977	2/1962	Hester .
D. 405,372	*	2/1999	Yucknut	D9/504	3,760,968	9/1973	Amberg et al. .
D. 408,689	*	4/1999	Kato	D7/608	4,054,220	10/1977	Rosenstein .
D. 409,451	*	5/1999	Kato et al.	D7/608	4,190,168	2/1980	Jacques .
D. 418,758	*	1/2000	Yucknut	D9/500	4,483,890	11/1984	Beery et al. .
D. 428,813	*	8/2000	Haley	D9/500	6,006,945	12/1999	Kirkland .

* cited by examiner




FIG. 1

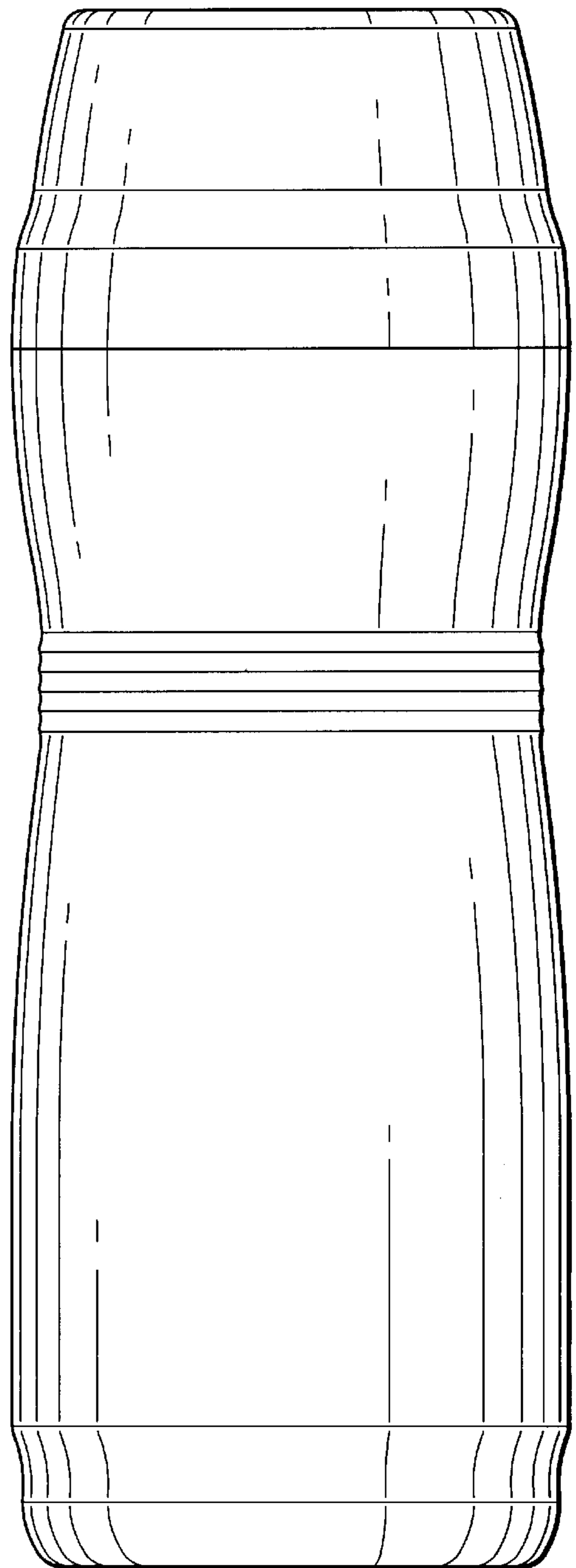


FIG. 2

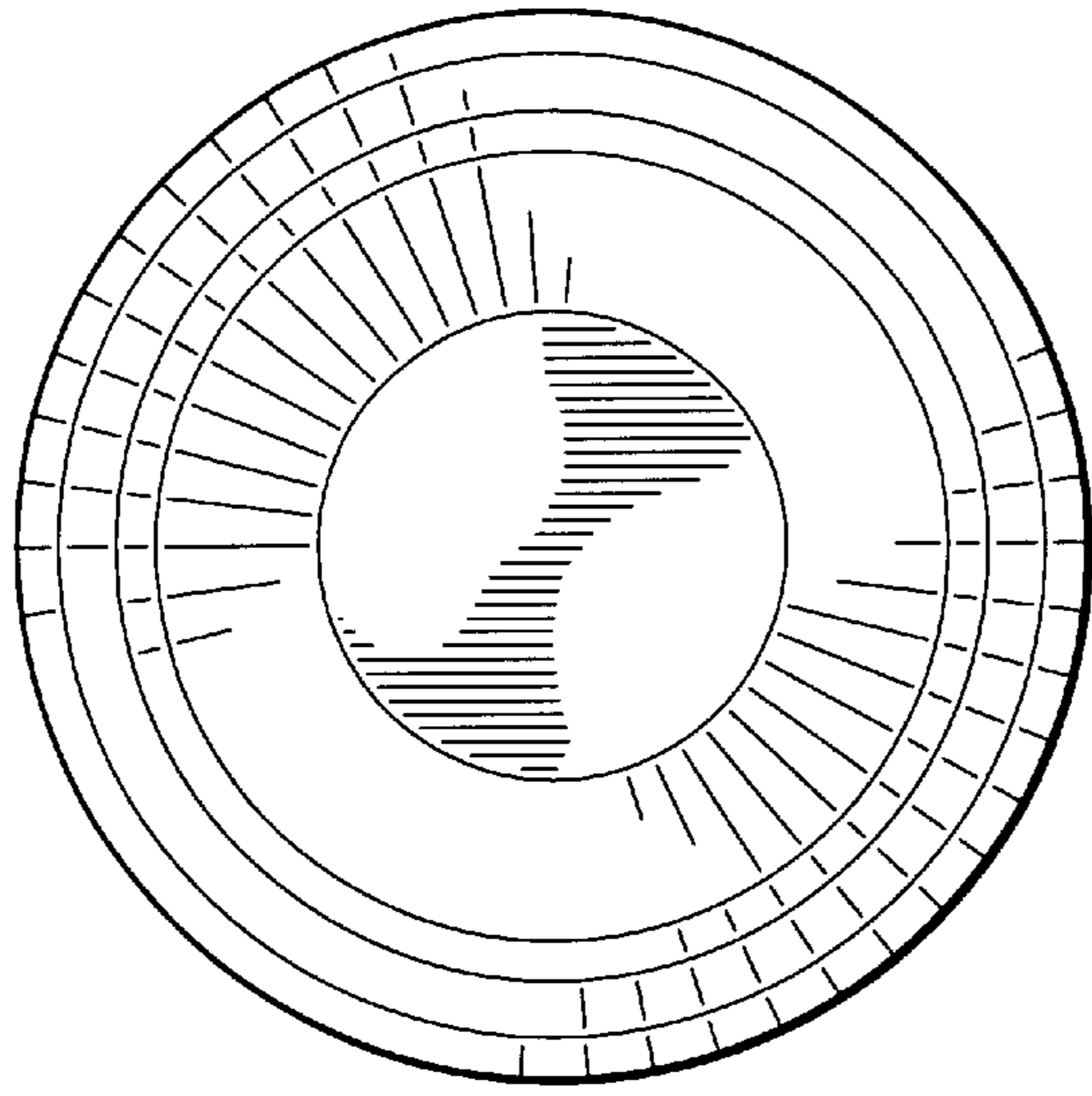


FIG. 3

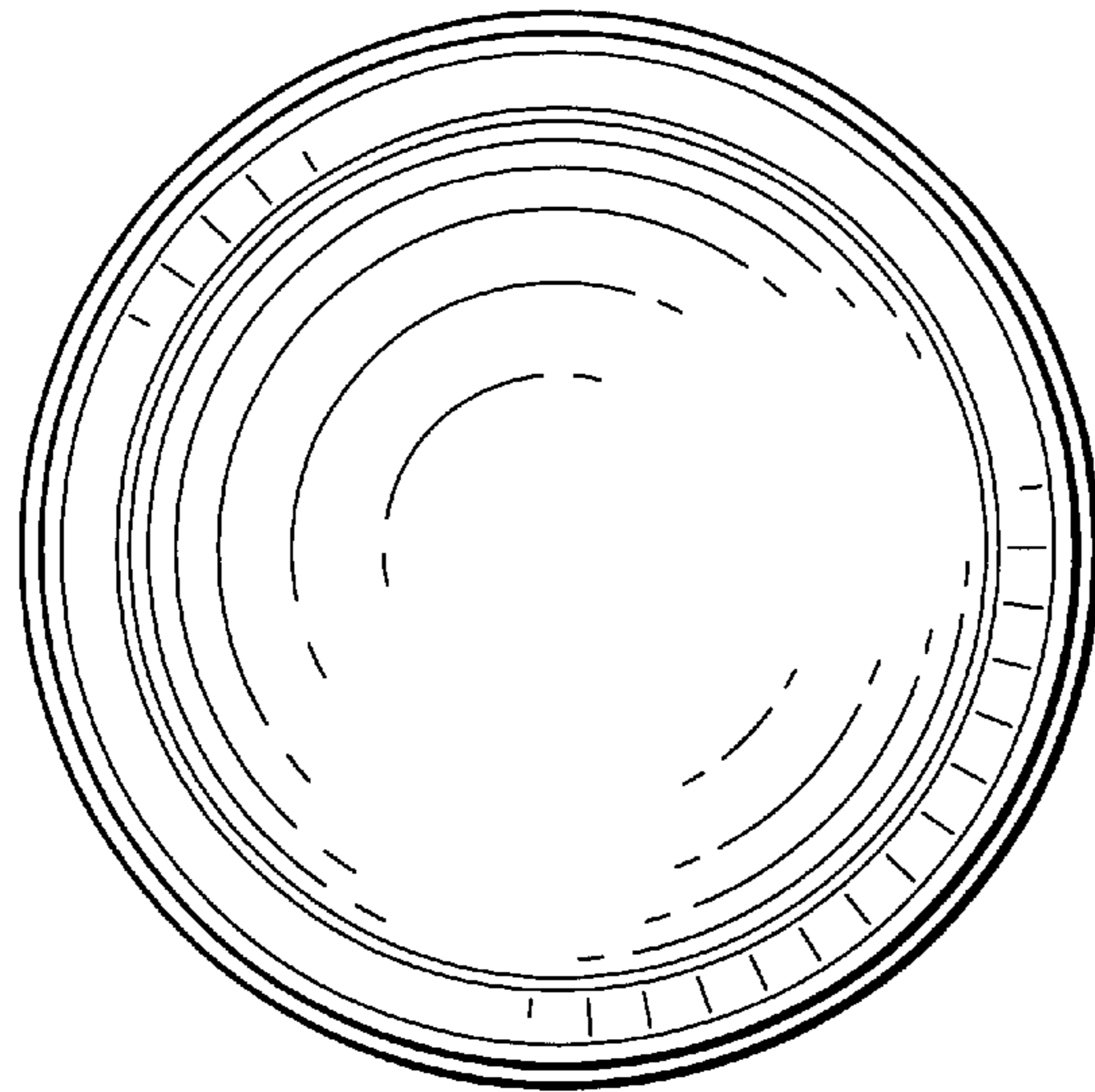


FIG. 4

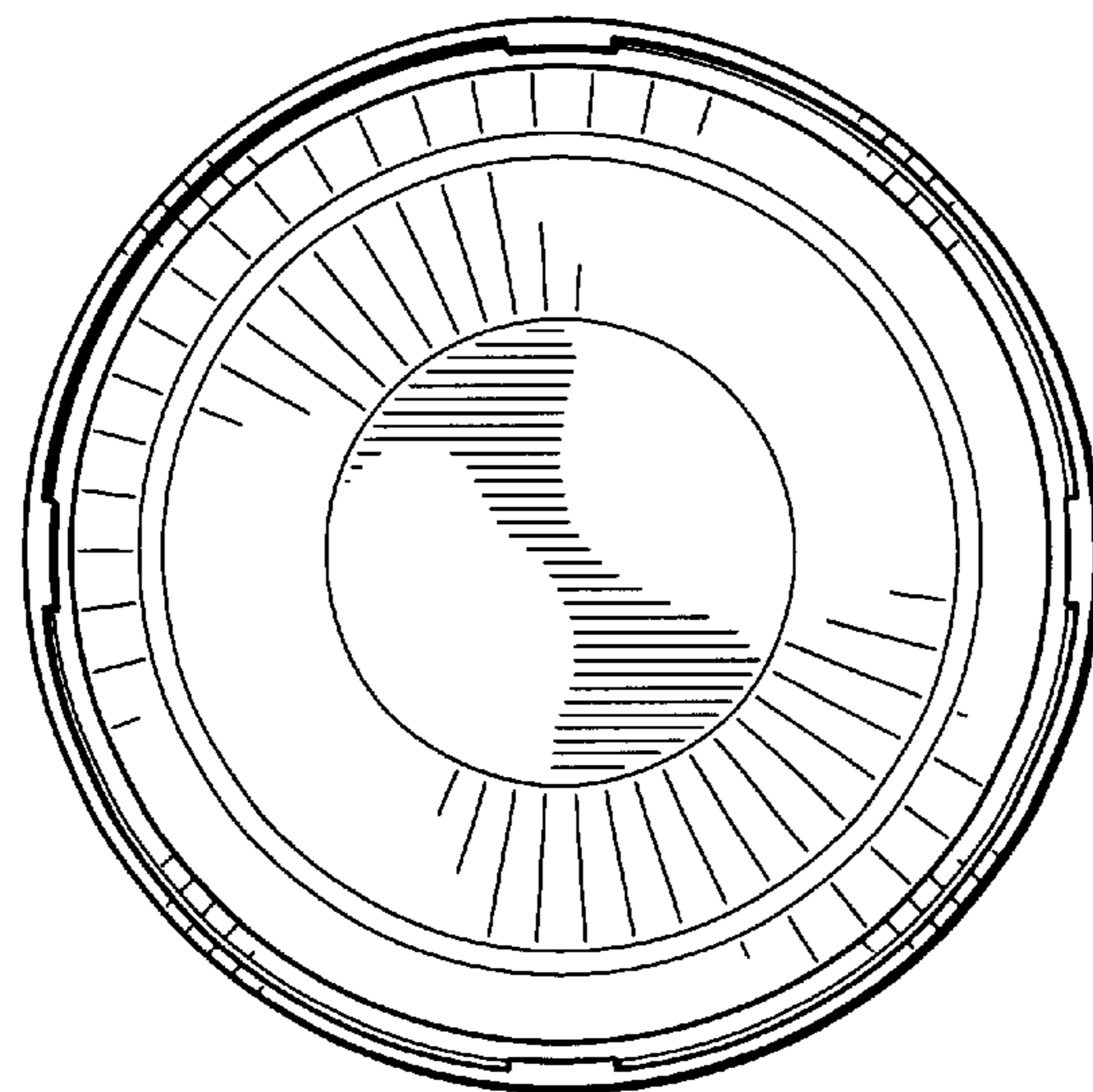


FIG. 8

FIG. 7

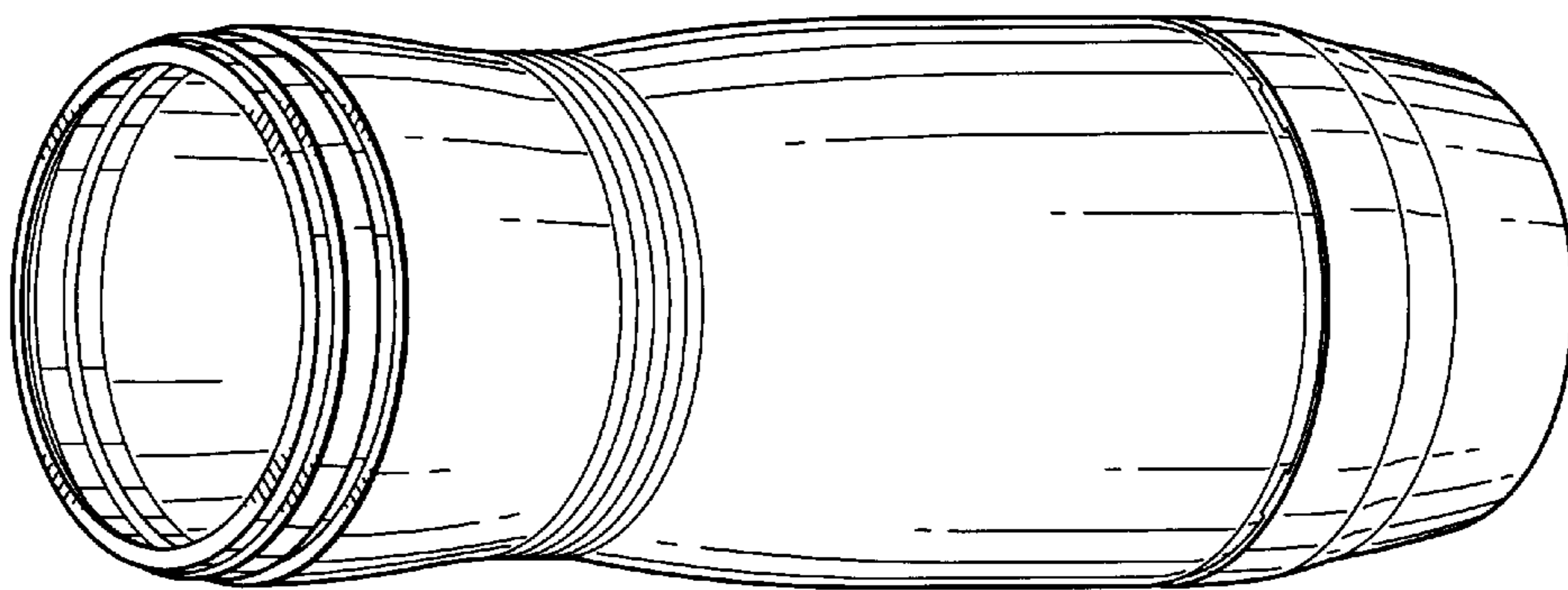


FIG. 6

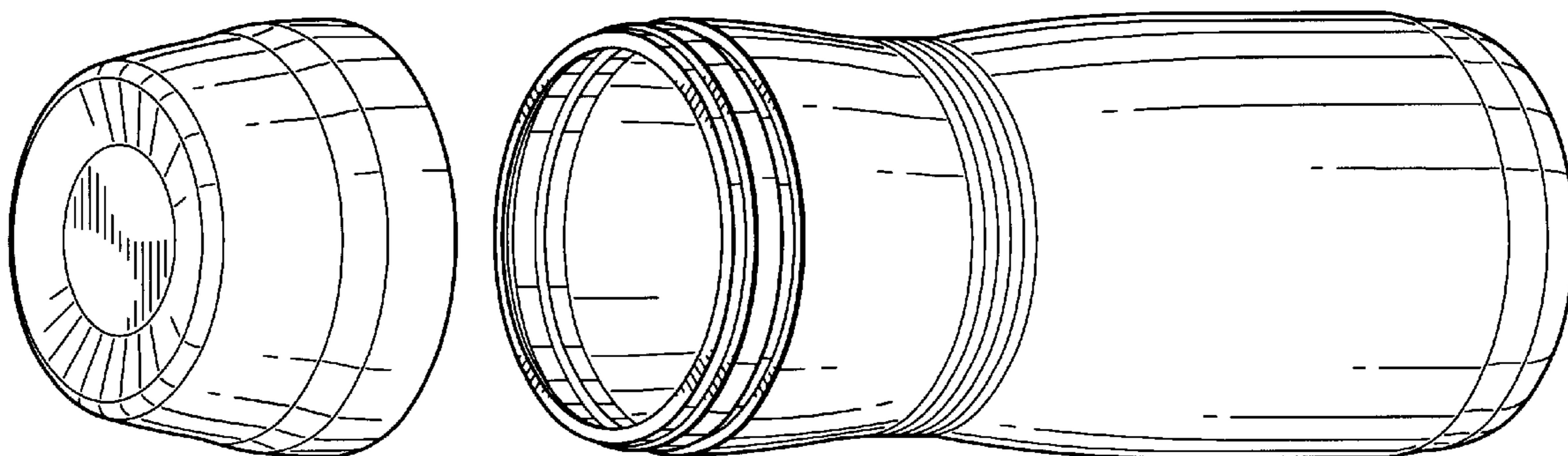
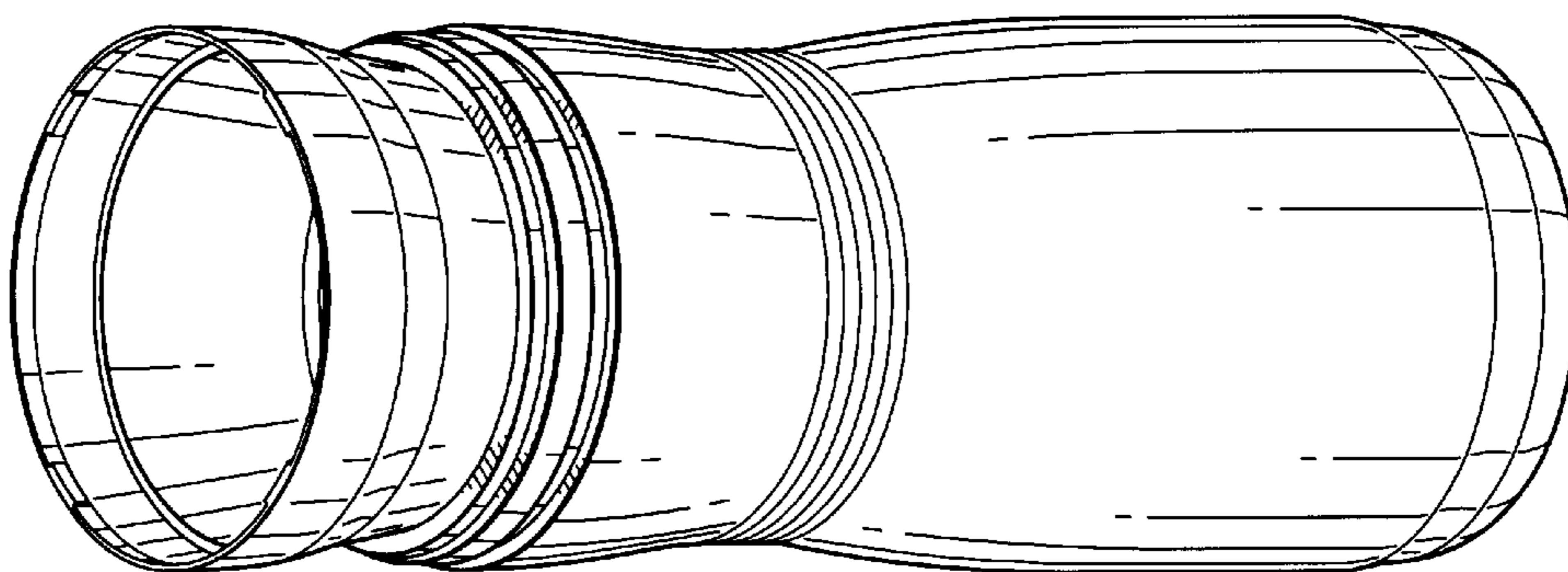


FIG. 5