



US00D447409B1

(12) **United States Design Patent**
Humphrey

(10) **Patent No.:** **US D447,409 S**

(45) **Date of Patent:** **** Sep. 4, 2001**

(54) **PACKAGE**

(75) **Inventor:** **Neill W. Humphrey**, El Dorado Hills, CA (US)

(73) **Assignee:** **Trade Source International**, El Dorado Hills, CA (US)

(**) **Term:** **14 Years**

(21) **Appl. No.:** **29/137,247**

(22) **Filed:** **Feb. 16, 2001**

Related U.S. Application Data

(62) Division of application No. 29/124,921, filed on Jun. 14, 2000, now Pat. No. Des. 439,836, which is a division of application No. 29/121,730, filed on Apr. 4, 2000, now Pat. No. Des. 434,317, which is a division of application No. 29/101,256, filed on Mar. 1, 1999, now Pat. No. Des. 433,325.

(51) **LOC (7) Cl.** **09-03**

(52) **U.S. Cl.** **D9/415**

(58) **Field of Search** D9/415, 418, 337, D9/341, 346, 430; 206/461-471, 495, 320, 775-783, 756, 757, 765

(56)

References Cited

U.S. PATENT DOCUMENTS

D. 394,384	*	5/1998	Humphrey	D9/415
D. 414,108	*	9/1999	Humphrey	D9/415
5,188,222	*	2/1993	Pierce	206/471
5,291,995	*	3/1994	Von Agris et al.	206/467 X
5,890,593	*	4/1999	Humphrey	206/471

* cited by examiner

Primary Examiner—Prabhakar Deshmukh

(74) *Attorney, Agent, or Firm*—Oppenheimer, Wolff & Donnelly, LLP

(57)

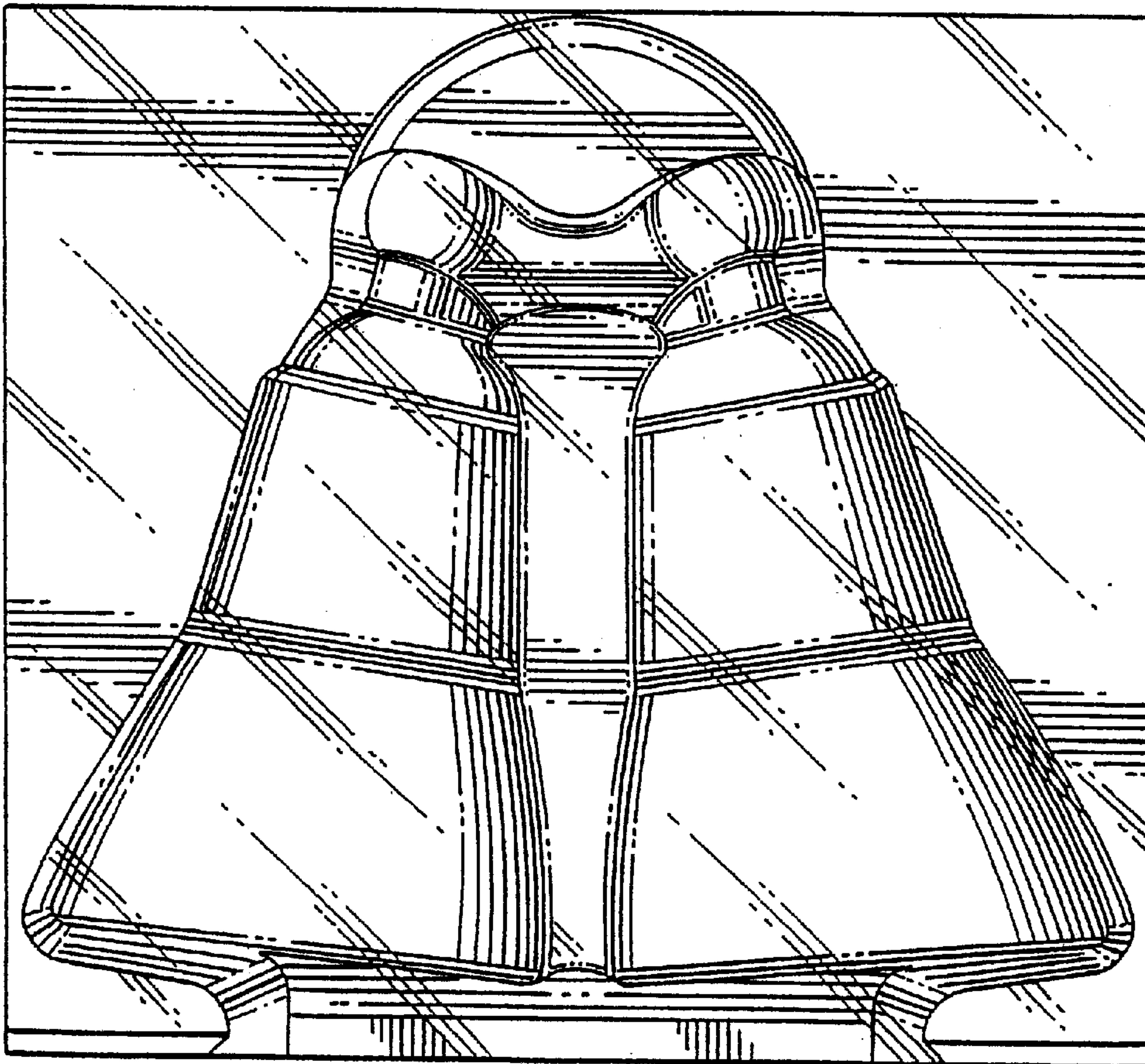
CLAIM

The ornamental design for a package, as shown and described.

DESCRIPTION

FIG. 1 is a front elevational view of a package showing my new design;
FIG. 2 is a top plan view thereof; and,
FIG. 3 is right side elevational view thereof the left side elevational view being a mirror image thereof.

1 Claim, 2 Drawing Sheets



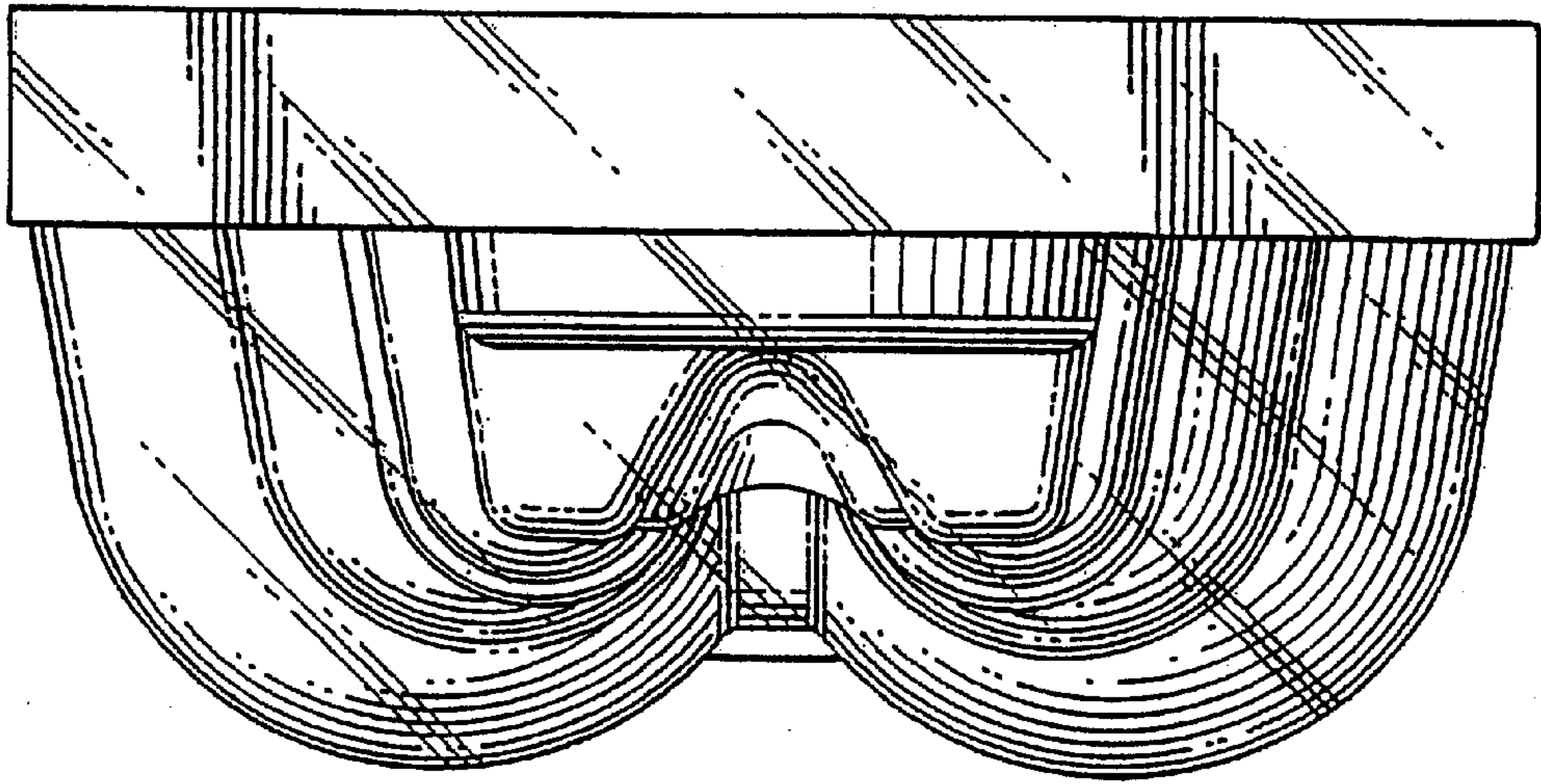


FIG. 2

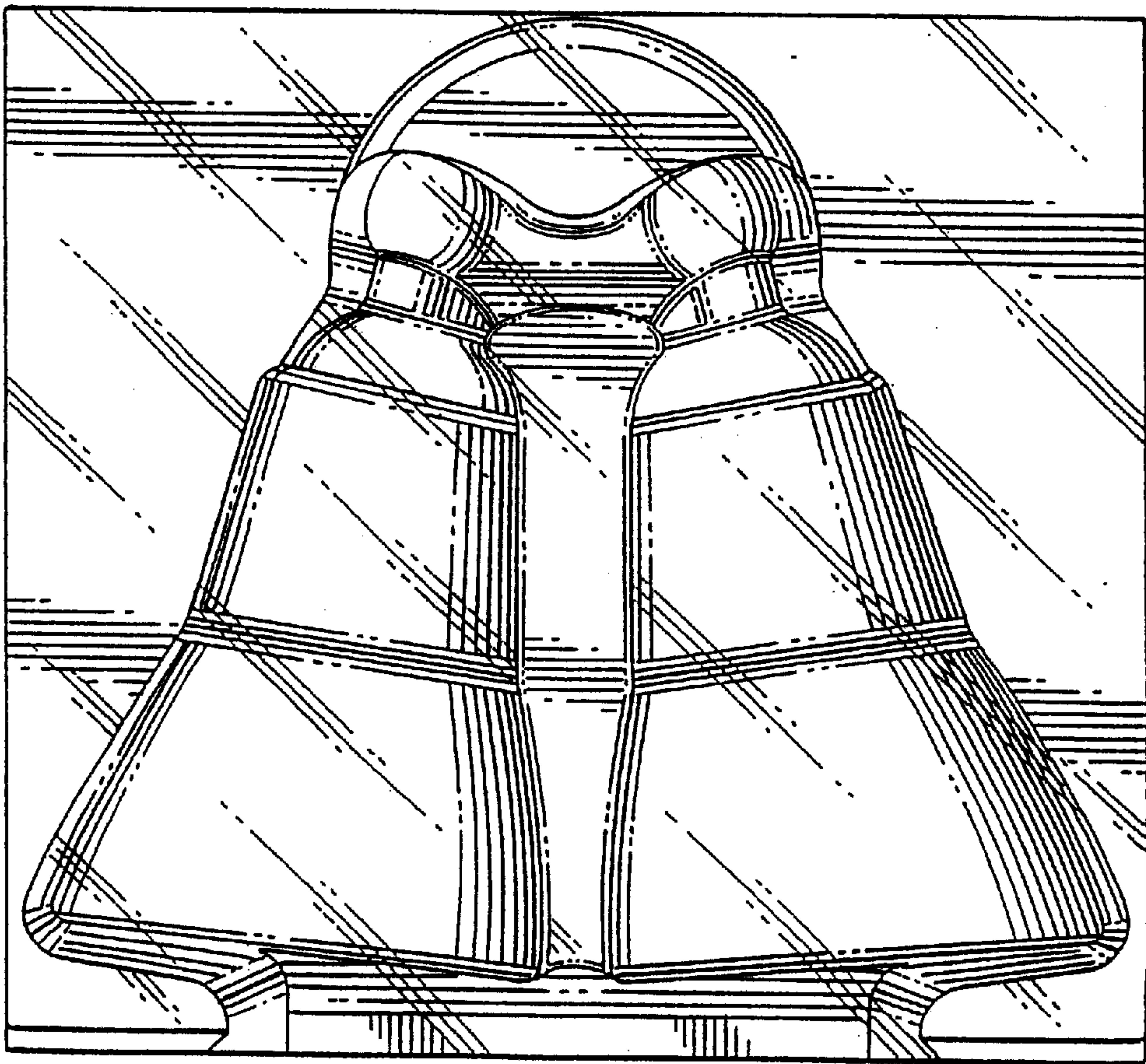


FIG. 1

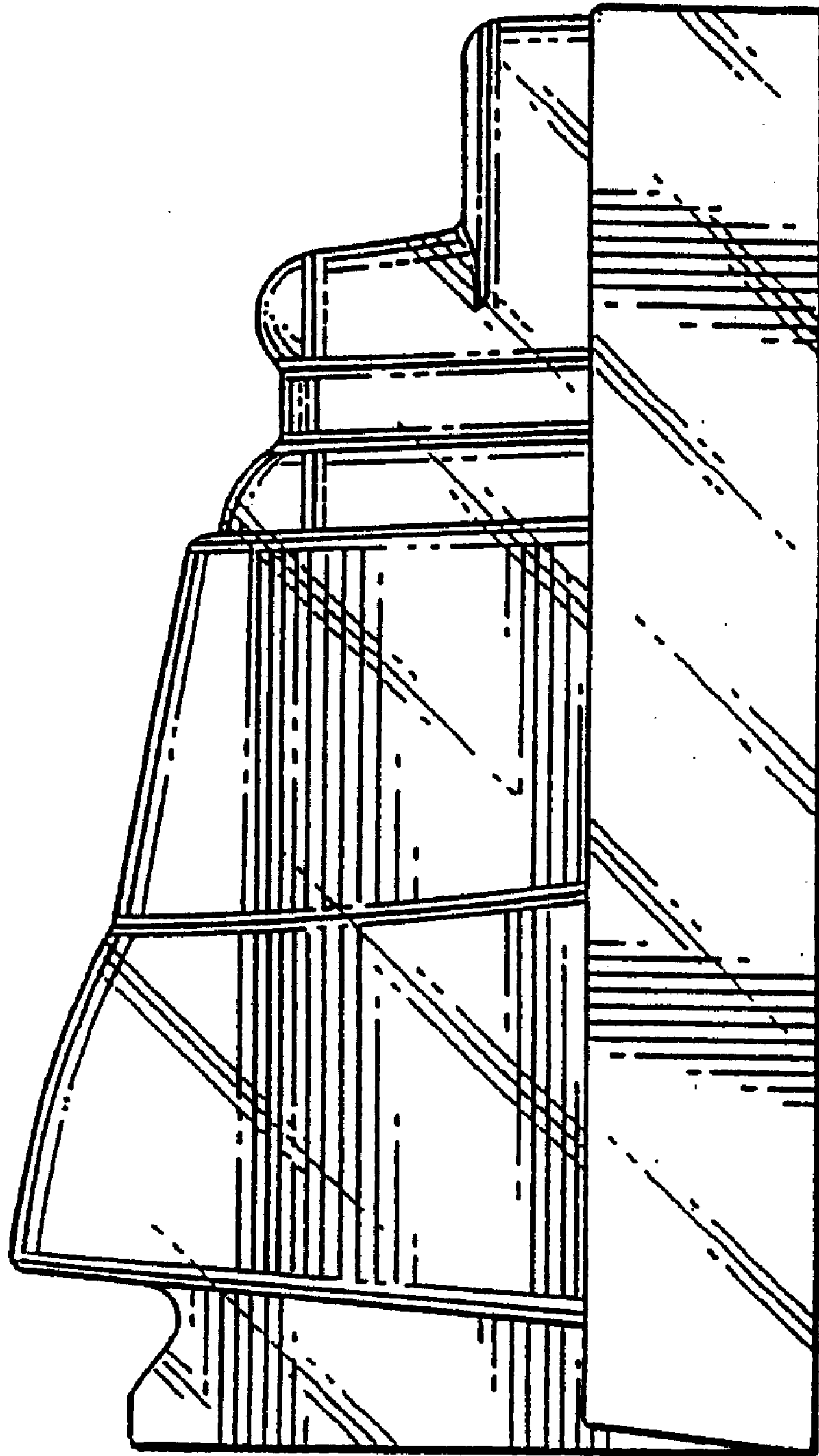


FIG. 3