



US00D447408B1

(12) **United States Design Patent**
Humphrey

(10) **Patent No.:** **US D447,408 S**

(45) **Date of Patent:** **** Sep. 4, 2001**

(54) **PACKAGE**

(75) **Inventor:** **Neill W. Humphrey**, El Dorado Hills, CA (US)

(73) **Assignee:** **Trade Source International**, El Dorado Hills, CA (US)

(**) **Term:** **14 Years**

(21) **Appl. No.:** **29/133,229**

(22) **Filed:** **Nov. 22, 2000**

(51) **LOC (7) Cl.** **09-03**

(52) **U.S. Cl.** **D9/415**

(58) **Field of Search** D9/415, 418, 337,
D9/341, 346, 430; 206/461-471, 495, 320,
775-783, 756, 757, 765

(56) **References Cited**

U.S. PATENT DOCUMENTS

D. 332,744	*	1/1993	McCooney	D9/415
D. 394,384	*	5/1998	Humphrey	D9/415
D. 414,108	*	9/1999	Humphrey	D9/415
D. 435,442	*	12/2000	Candelin	D9/415
2,727,620	*	12/1955	Buttery	206/779

3,493,103 * 2/1970 Cote 206/418

4,627,536 * 12/1986 Pugh 206/426

5,890,593 * 4/1999 Humphrey 206/471

5,947,291 * 9/1999 Humphrey 206/463

OTHER PUBLICATIONS

Techform Inc., Nov. 1882.*

* cited by examiner

Primary Examiner—Prabhakar Deshmukh

(74) *Attorney, Agent, or Firm*—Oppenheimer, Wolff & Donnelly LLP

(57) **CLAIM**

The ornamental design for a package, as shown and described.

DESCRIPTION


FIG. 1 is a front perspective view of a package showing my new design;

FIG. 2 is a bottom perspective view thereof;

FIG. 3 is a front elevational view thereof; and,

FIG. 4 is a left side elevational view thereof, the right side being a mirror image thereof.

1 Claim, 2 Drawing Sheets






FIG. 1

FIG. 2

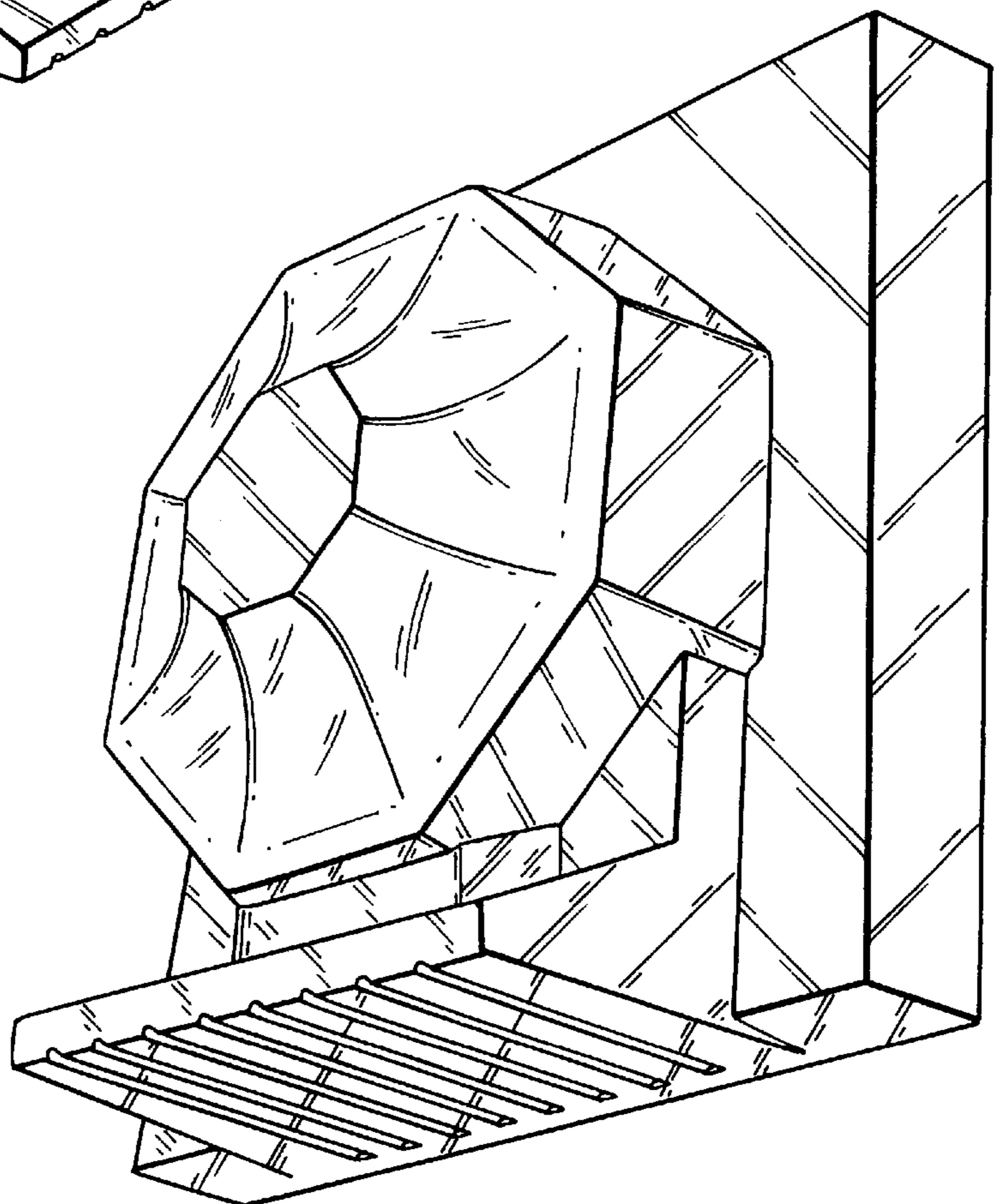


FIG. 4

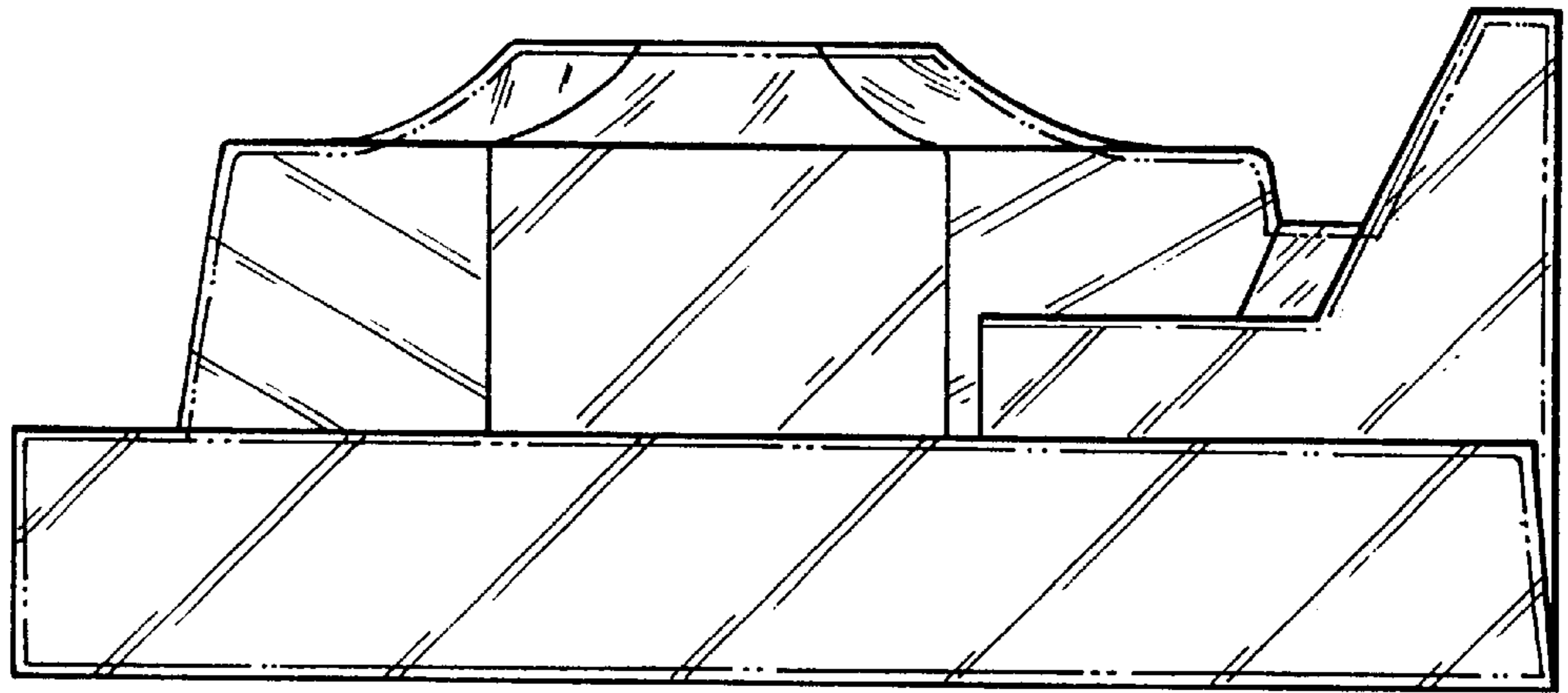


FIG. 3

