



US00D447400B1

(12) **United States Design Patent**  
**Okada**

(10) **Patent No.:** **US D447,400 S**

(45) **Date of Patent:** **\*\* Sep. 4, 2001**

(54) **CUTTER KNIFE**

3,453,729 \* 7/1969 Larson ..... 30/162  
4,281,458 \* 8/1981 Okada ..... 30/162

(75) Inventor: **Shoji Okada, Sakai (JP)**

**OTHER PUBLICATIONS**

(73) Assignee: **Olfa Corporation (JP)**

OLFA Product Guide, Cat. No. 97, p. 8, issued on Dec. 1996.

(\*\*) Term: **14 Years**

\* cited by examiner

(21) Appl. No.: **29/127,647**

*Primary Examiner*—Philip S. Hyder

(22) Filed: **Aug. 9, 2000**

(74) *Attorney, Agent, or Firm*—Ostrolenk, Faber, Gerb & Soffen, LLP

(30) **Foreign Application Priority Data**

(57) **CLAIM**

Feb. 10, 2000 (JP) ..... 12-002224

The ornamental design for a cutter knife, as shown and described.

(51) **LOC (7) Cl.** ..... **08-03**

**DESCRIPTION**

(52) **U.S. Cl.** ..... **D8/99; D8/98**

(58) **Field of Search** ..... D8/98, 99, 100,  
D8/107, 51; 30/162, 155, 160, 320, 329,  
335, 337

FIG. 1 is a front view of a cutter knife showing my new design;

(56) **References Cited**

FIG. 2 is a rear view thereof;

**U.S. PATENT DOCUMENTS**

FIG. 3 is a right side view thereof;

- D. 264,799 \* 6/1982 Osada ..... D8/99
- D. 264,800 \* 6/1982 Osada ..... D8/99
- D. 264,801 \* 6/1982 Osada ..... D8/99
- D. 264,802 \* 6/1982 Osada ..... D8/99
- D. 264,803 \* 6/1982 Osada ..... D8/99
- D. 264,804 \* 6/1982 Osada ..... D8/99

FIG. 4 is a left side view thereof;

FIG. 5 is a top plan view thereof;

FIG. 6 is a bottom plan view thereof; and,

FIG. 7 is a front view thereof, wherein the blade is shown in an extended position.

**1 Claim, 7 Drawing Sheets**





Fig. 1



F i g . 2




Fig. 3




Fig. 4




Fig. 5




Fig. 6




Fig. 7

