



US00D447382B1

(12) **United States Design Patent**
Tucker et al.

(10) **Patent No.:** **US D447,382 S**

(45) **Date of Patent:** **** Sep. 4, 2001**

- (54) **CORNER OF CONTAINER LID**
- (75) Inventors: **Edward Tucker**, Romeoville, IL (US);
Jim Warner, Hoboken; **Robert Croft**,
Jersey City, both of NJ (US); **Insun**
Yun, New York, NY (US)
- (73) Assignee: **The Glad Products Company**,
Oakland, CA (US)
- (**) Term: **14 Years**

D. 432,859	10/2000	Hayes et al. .	
3,421,654	*	1/1969 Hexel	220/780 X
3,424,342		1/1969 Scopp et al. .	
3,447,714		6/1969 Elliot .	
3,448,888		6/1969 Smith et al. .	
3,452,896		7/1969 Elliot .	
4,373,642		2/1983 Wolters et al. .	
4,412,630		11/1983 Daenen .	
4,819,824	*	4/1989 Longbottom et al.	220/783 X
5,377,860		1/1995 Littlejohn et al. .	
5,624,051		4/1997 Ahern et al. .	

- (21) Appl. No.: **29/136,991**
- (22) Filed: **Feb. 9, 2001**

Related U.S. Application Data

- (62) Division of application No. 29/125,844, filed on Jun. 30, 2000.
- (51) **LOC (7) Cl.** **07-01**
- (52) **U.S. Cl.** **D7/392.1**
- (58) **Field of Search** D7/391, 392.1,
D7/629, 630, 538-542; D9/435, 414, 424-432;
220/281, 557, 662, 675, 780-783, 792-794,
796-799, 801, 805

(56) **References Cited**

U.S. PATENT DOCUMENTS

D. 272,595	2/1984	Chase et al. .	
D. 285,906	9/1986	Tyler .	
D. 313,556	1/1991	Smith .	
D. 334,114	3/1993	Narsutis .	
D. 336,850	*	6/1993 Guillin	D9/429
D. 355,814	2/1995	Van Valkenburg et al. .	
D. 371,305	*	7/1996 Kruger	D9/435
D. 379,431	5/1997	Mangla .	
D. 388,325	12/1997	Tucker et al. .	
D. 390,109	*	2/1998 Tucker et al.	D9/425
D. 411,471	6/1999	Wilson et al. .	

OTHER PUBLICATIONS

Branson Ultrasonics Corporation, print advertisement, Packaging, p. 80, 1989.
 "Marketplace," Restaurants & Institutions, Apr. 17, 1989, p. 194.
 American Permanent Ware, Steam Table Pans print advertisement, 1972, p. 5.

* cited by examiner

Primary Examiner—Terry A. Wallace
 (74) *Attorney, Agent, or Firm*—Thomas C. Feix

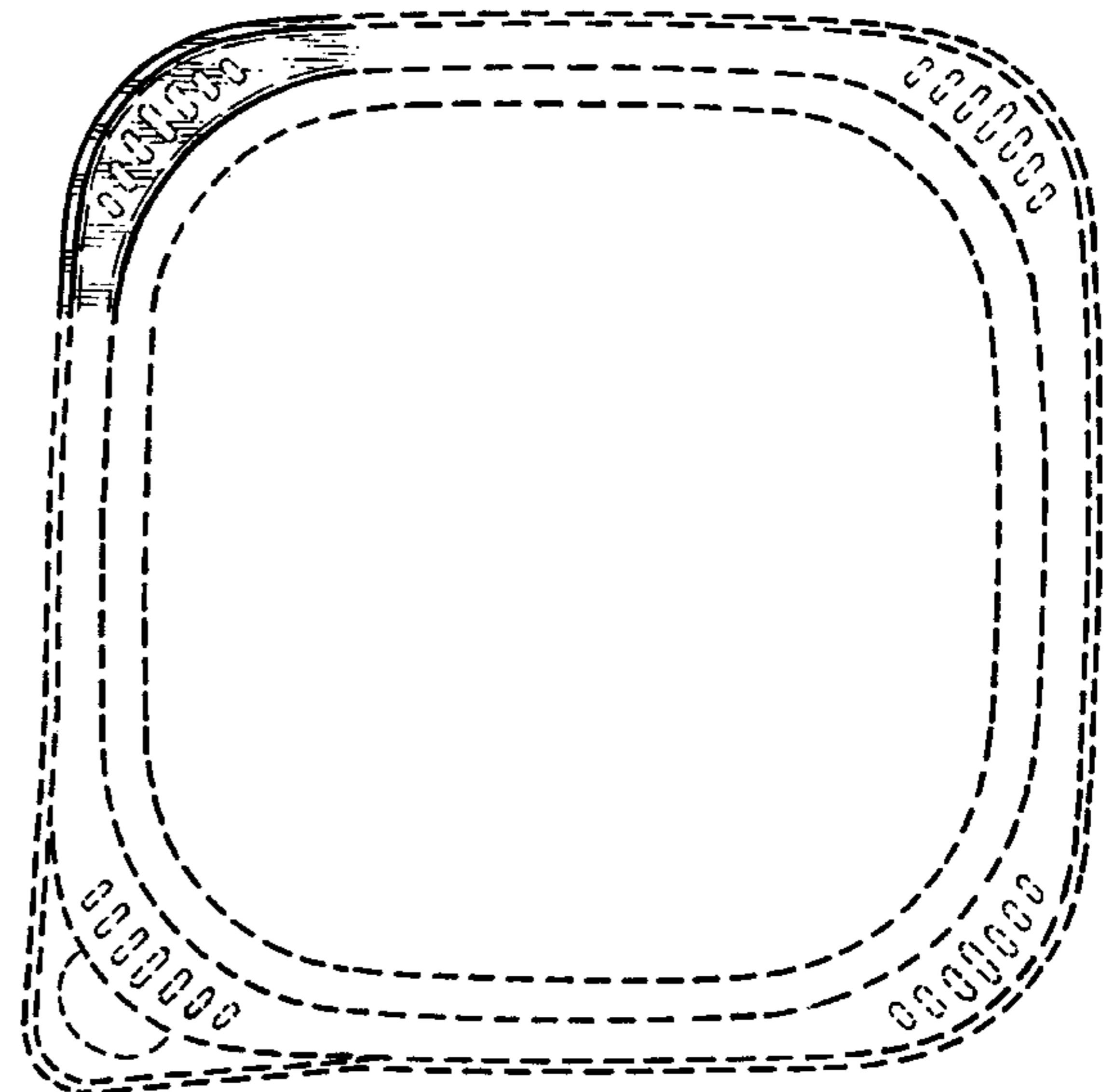
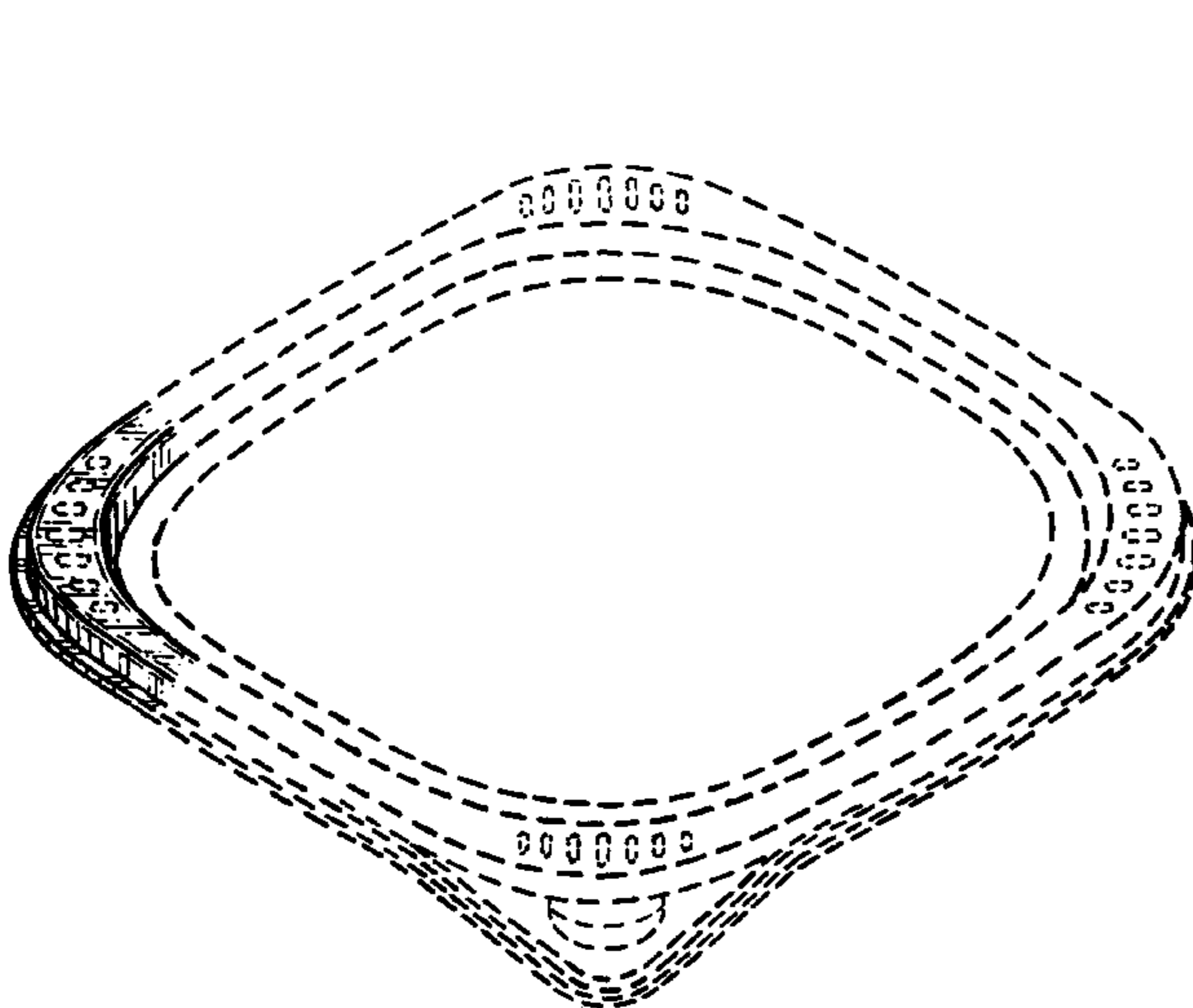
(57) **CLAIM**

The ornamental design for a corner of container lid, as shown and described.

DESCRIPTION

FIG. 1 is a top perspective view of a corner of a container lid showing our new design;
 FIG. 2 is a top plan view thereof;
 FIG. 3 is a front elevational view thereof;
 FIG. 4 is a left side elevational view thereof;
 FIG. 5 is a right side elevational view thereof; and,
 FIG. 6. is a rear elevational view thereof.
 The phantom lining shown in drawing is for illustrative purposes only and forms no part of the claimed design.

1 Claim, 1 Drawing Sheet



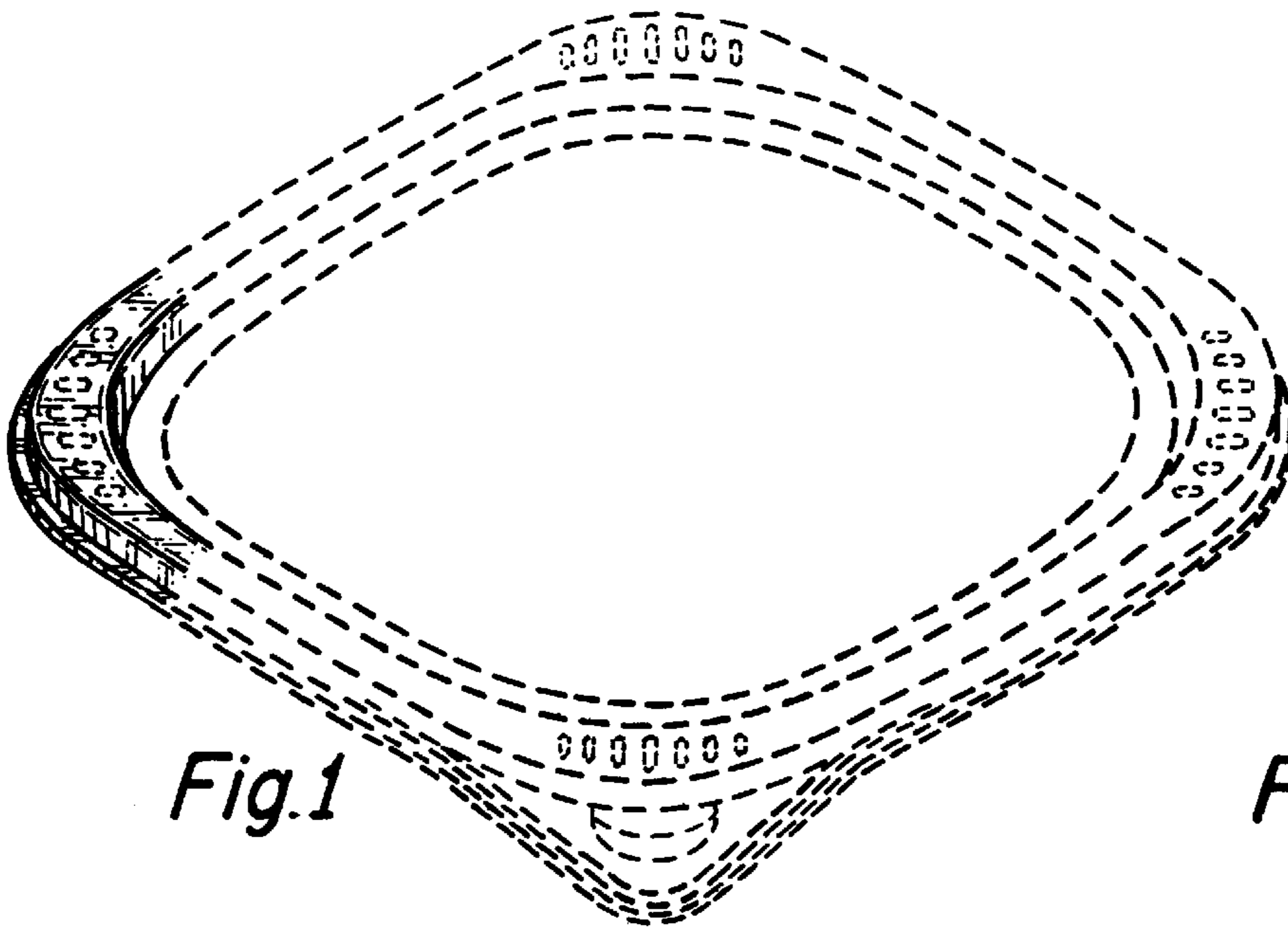


Fig.1

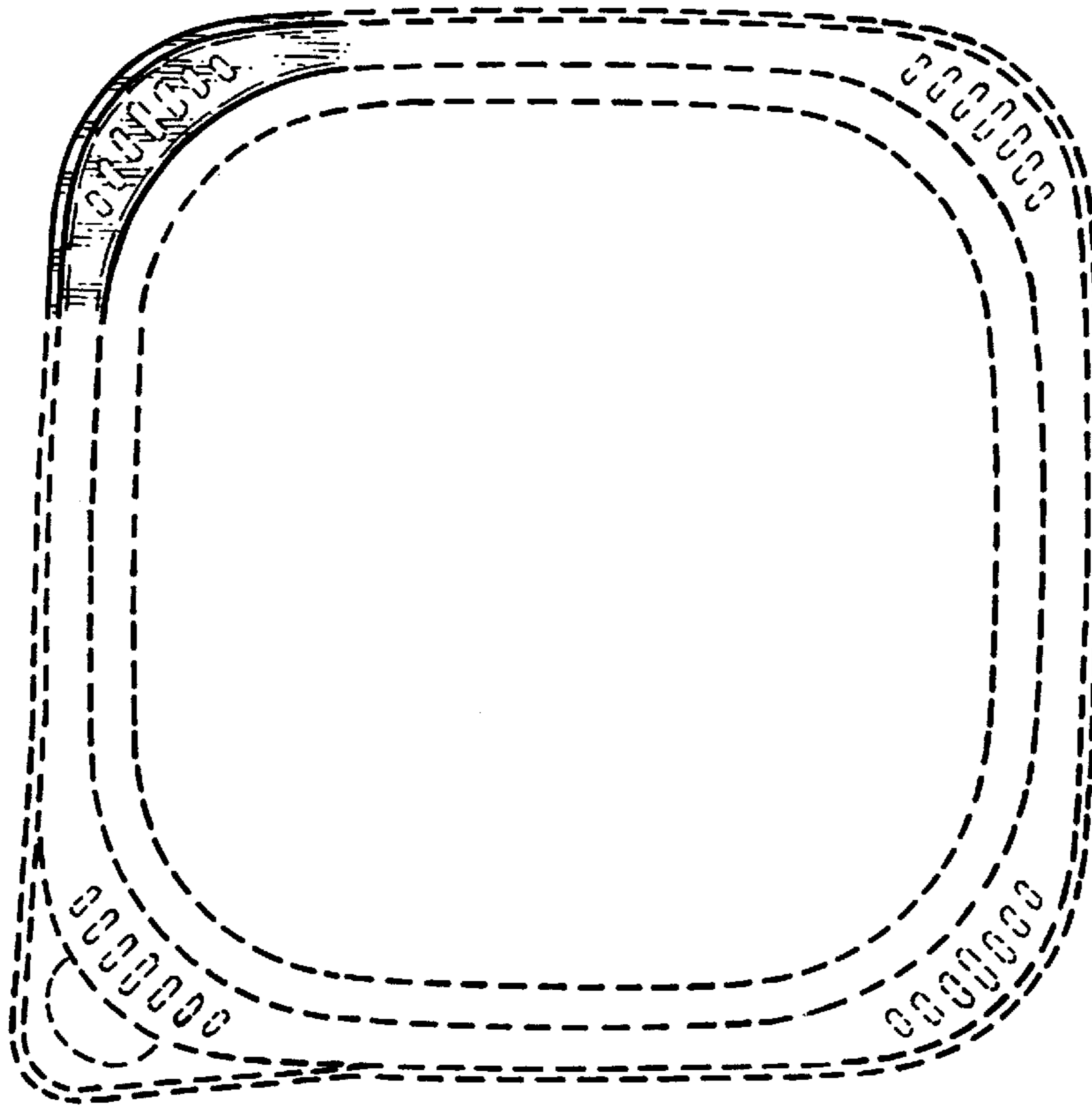


Fig.2

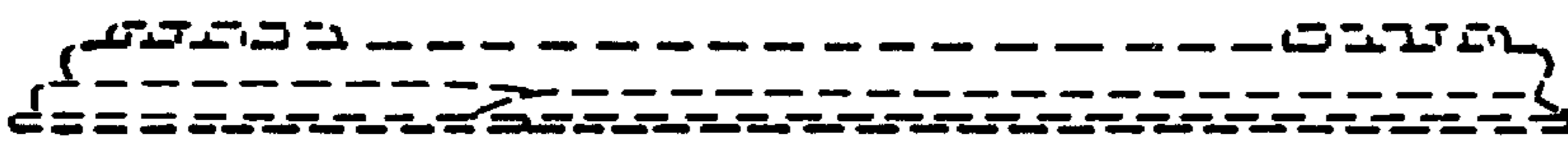


Fig.3



Fig.5



Fig.4



Fig.6