



US00D447380B1

(12) **United States Design Patent**
Feil

(10) **Patent No.:** **US D447,380 S**

(45) **Date of Patent:** **** Sep. 4, 2001**

(54) **HAND MIXER**

(75) Inventor: **Rolf Feil**, Günzburg (DE)

(73) Assignee: **BSH Bosch und Siemens Hausgeraete GmbH**, Munich (DE)

(**) Term: **14 Years**

(21) Appl. No.: **29/127,131**

(22) Filed: **Jul. 31, 2000**

(30) **Foreign Application Priority Data**

Feb. 1, 2000 (DE) 4 00 01 122

(51) **LOC (7) Cl.** **31-00**

(52) **U.S. Cl.** **D7/376**

(58) **Field of Search** D7/376-386; 366/129,
366/130, 197, 199, 204, 205, 314

(56) **References Cited**

U.S. PATENT DOCUMENTS

- D. 271,176 * 11/1983 Zimnowicz D7/379
- D. 327,603 * 7/1992 van Asten D7/376

- D. 345,076 * 3/1994 Saltet D7/376
- D. 361,241 * 8/1995 Littmann D7/376
- D. 383,938 * 9/1997 Littmann D7/376
- D. 392,504 * 3/1998 Lallemand D7/376
- D. 398,809 * 9/1998 Henderson D7/376
- D. 400,756 * 11/1998 Henderson D7/376
- D. 408,214 * 4/1999 Cousins D7/376
- D. 426,105 * 6/2000 Littmann D7/376
- 3,117,769 * 1/1964 Spingler 366/129

* cited by examiner

Primary Examiner—Caron D. Veynar

(74) *Attorney, Agent, or Firm*—Herbert L. Lerner;
Laurence A. Greenberg; Werner H. Stemer

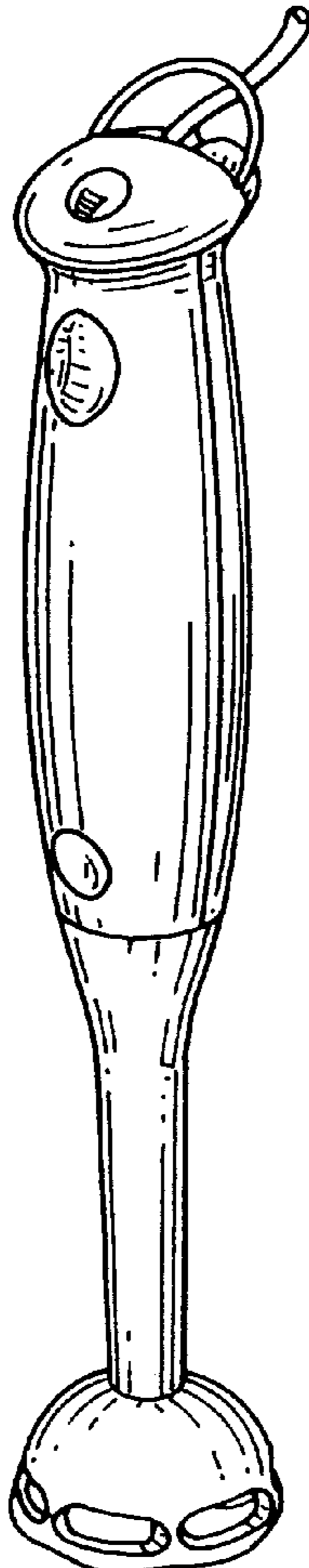
(57) **CLAIM**

The ornamental design for a hand mixer, as shown and described.

DESCRIPTION

FIG. 1 is a front perspective view of the hand mixer;
FIG. 2 is a rear perspective view thereof; and,
FIG. 3 is an enlarged bottom view thereof.

1 Claim, 1 Drawing Sheet



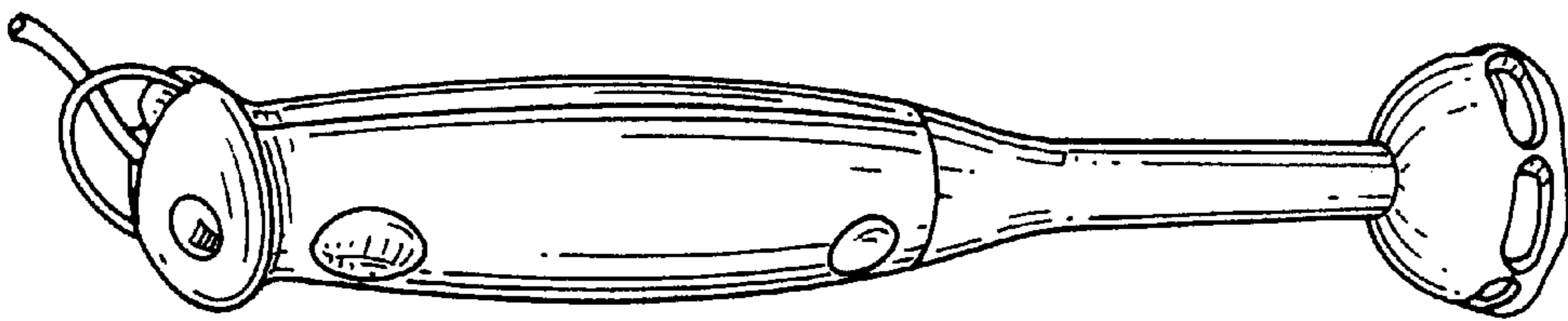


FIG. 1

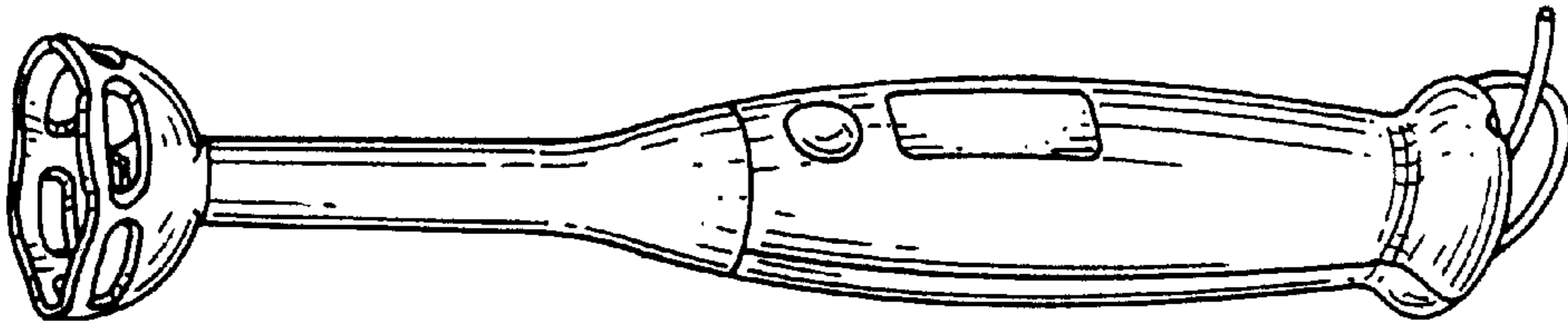


FIG. 2

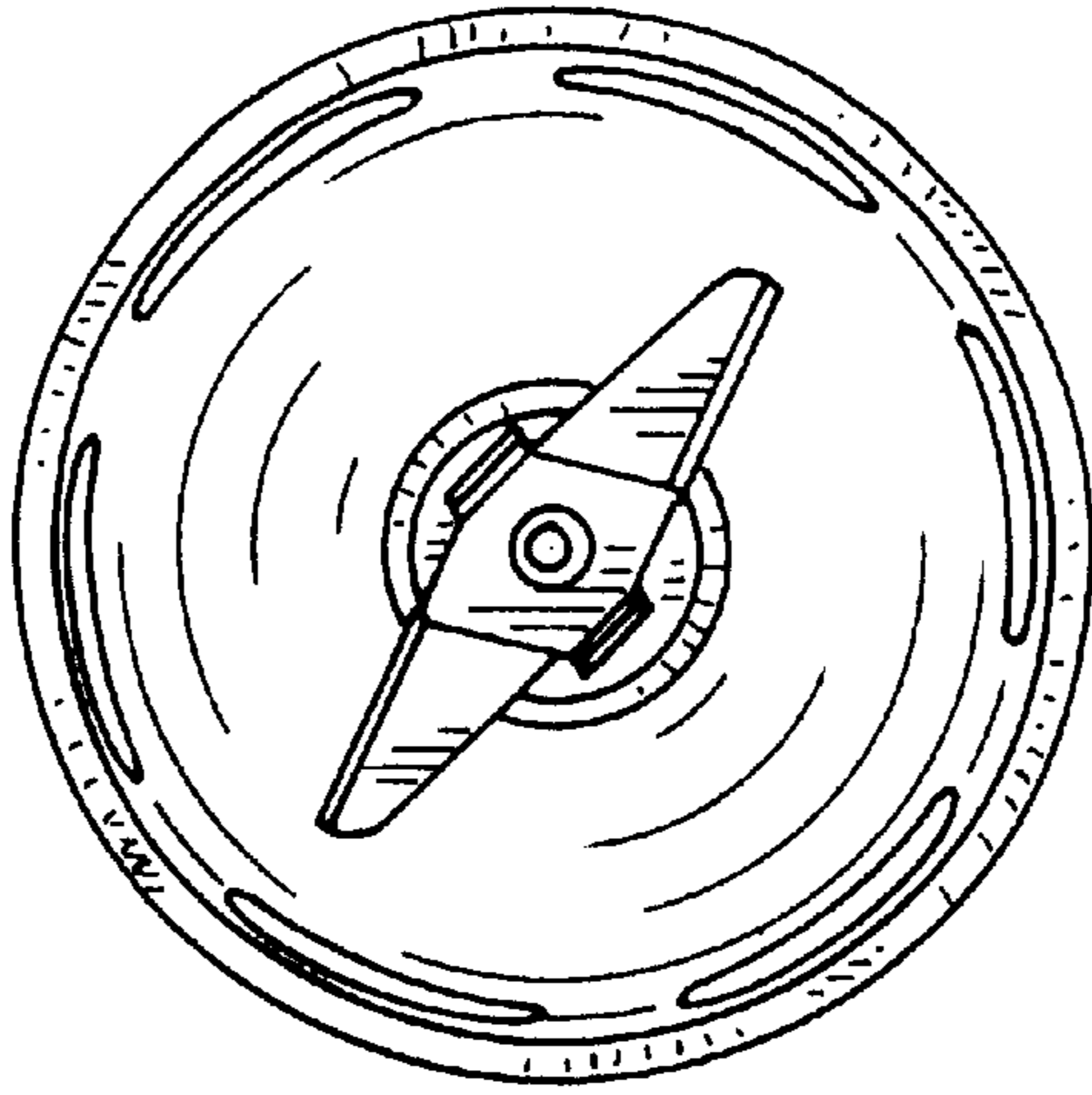


FIG. 3