



US00D447373B1

(12) **United States Design Patent**  
**Fischer**

(10) **Patent No.:** **US D447,373 S**

(45) **Date of Patent:** **\*\* Sep. 4, 2001**

(54) **DISPENSER HOUSING**

(75) Inventor: **Abraham Fischer**, Nashville, TN (US)

(73) Assignee: **Georgia-Pacific Corporation**, Atlanta, GA (US)

(\*\*) Term: **14 Years**

(21) Appl. No.: **29/137,955**

(22) Filed: **Mar. 5, 2001**

(51) **LOC (7) Cl.** ..... **20-02**

(52) **U.S. Cl.** ..... **D6/518; D6/522**

(58) **Field of Search** ..... **D6/515, 518, 522; 242/570, 590; 312/34.1, 34.22, 34.8**

(56) **References Cited**

**U.S. PATENT DOCUMENTS**

D. 347,535	*	6/1994	Krueger et al.	.....	D6/522
D. 363,628	*	10/1995	McCanless	.....	D6/522
D. 398,797	*	9/1998	Brandenburg et al.	.....	D6/522
D. 426,412	*	6/2000	Cameron	.....	D6/522
D. 439,456	*	3/2001	Ehrensperger	.....	D6/518
2,487,763	*	11/1949	Patterson et al.	.....	312/34.8
3,140,060	*	7/1964	Layton et al.	.....	242/590 X

**OTHER PUBLICATIONS**

Georgia-Pacific, brochure, Office Buildings, *Hygienic Dispensing Systems and Products for Office Building*, (Coromatic Dispensers) 2 pages, May 1999.

Georgia-Pacific, *Ultimatic® System Solution*, 1 Sheet (front and back), Jun. 1998.

\* cited by examiner

*Primary Examiner*—Brian N. Vinson

(74) *Attorney, Agent, or Firm*—Banner & Witcoff, LTD

(57) **CLAIM**

The ornamental design for a dispenser housing, as shown and described.

**DESCRIPTION**

FIG. 1 is a perspective view of a dispenser housing showing my new design;

FIG. 2 is a right side view thereof;

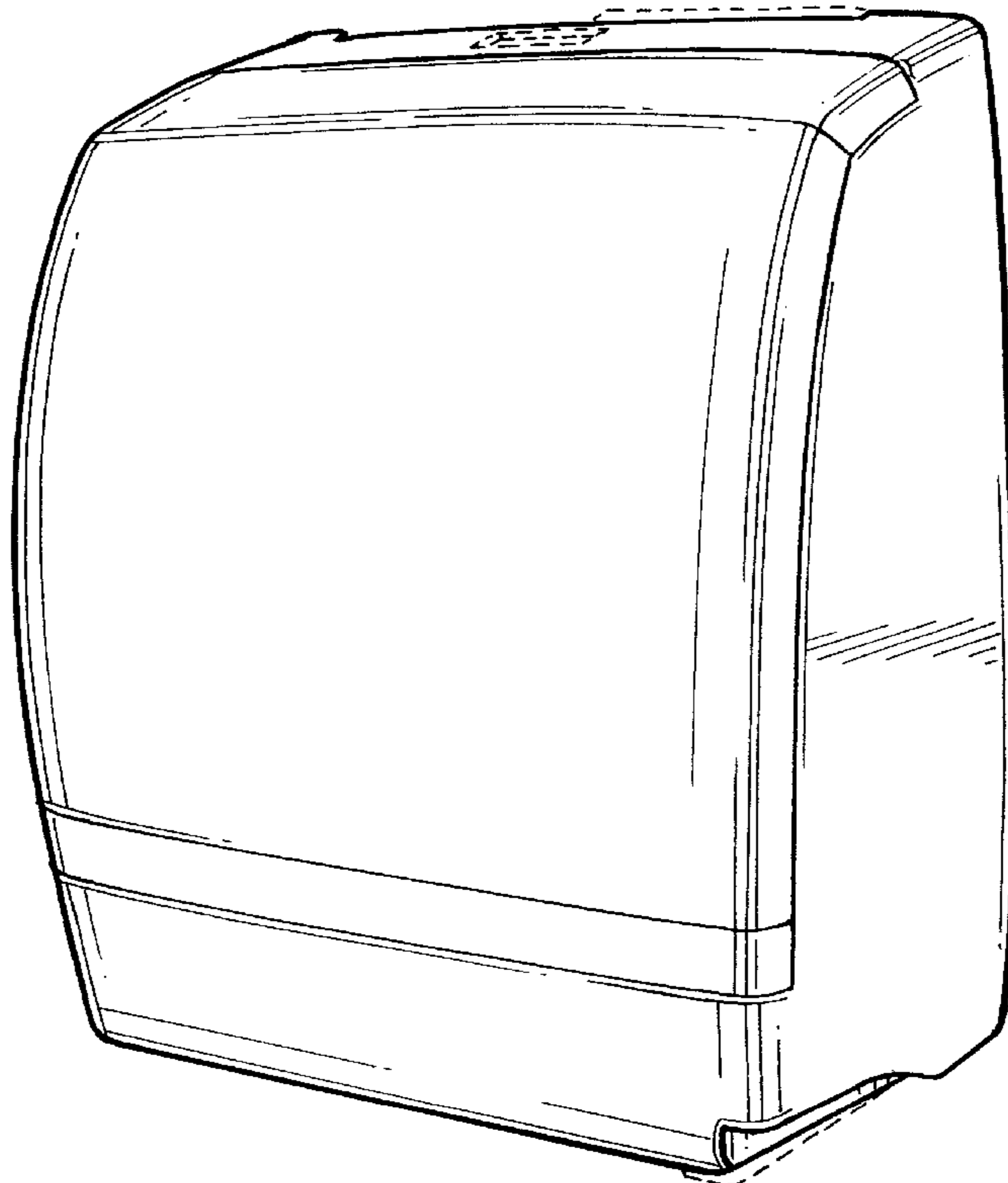
FIG. 3 is a left side view thereof;

FIG. 4 is a top view thereof; and,

FIG. 5 is a front view thereof.

The broken line showing of various features is for illustrative purposes only and forms no part of the claimed design. The remainder of the dispenser including its bottom and rear forms no part of the claimed design.

**1 Claim, 3 Drawing Sheets**



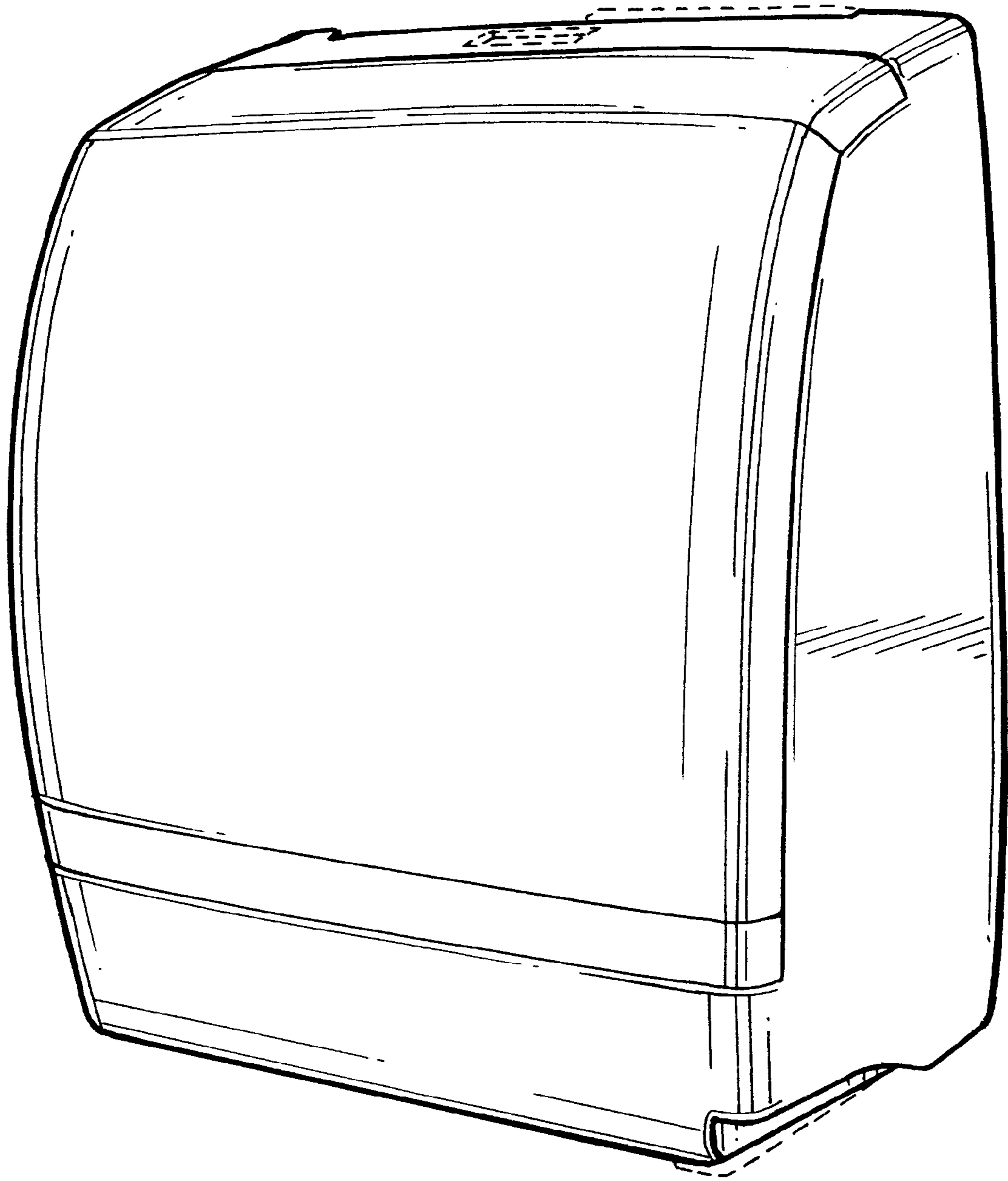


FIG. 1

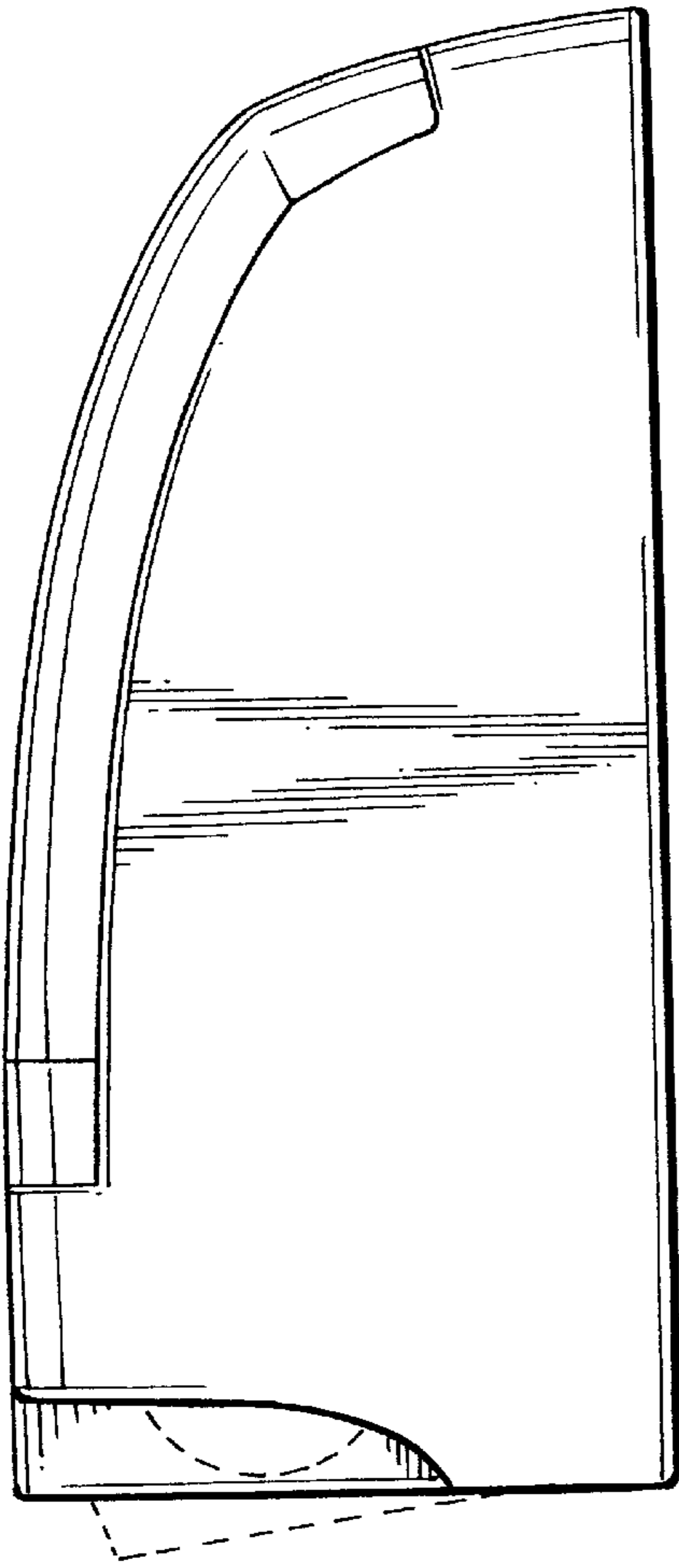


FIG. 2

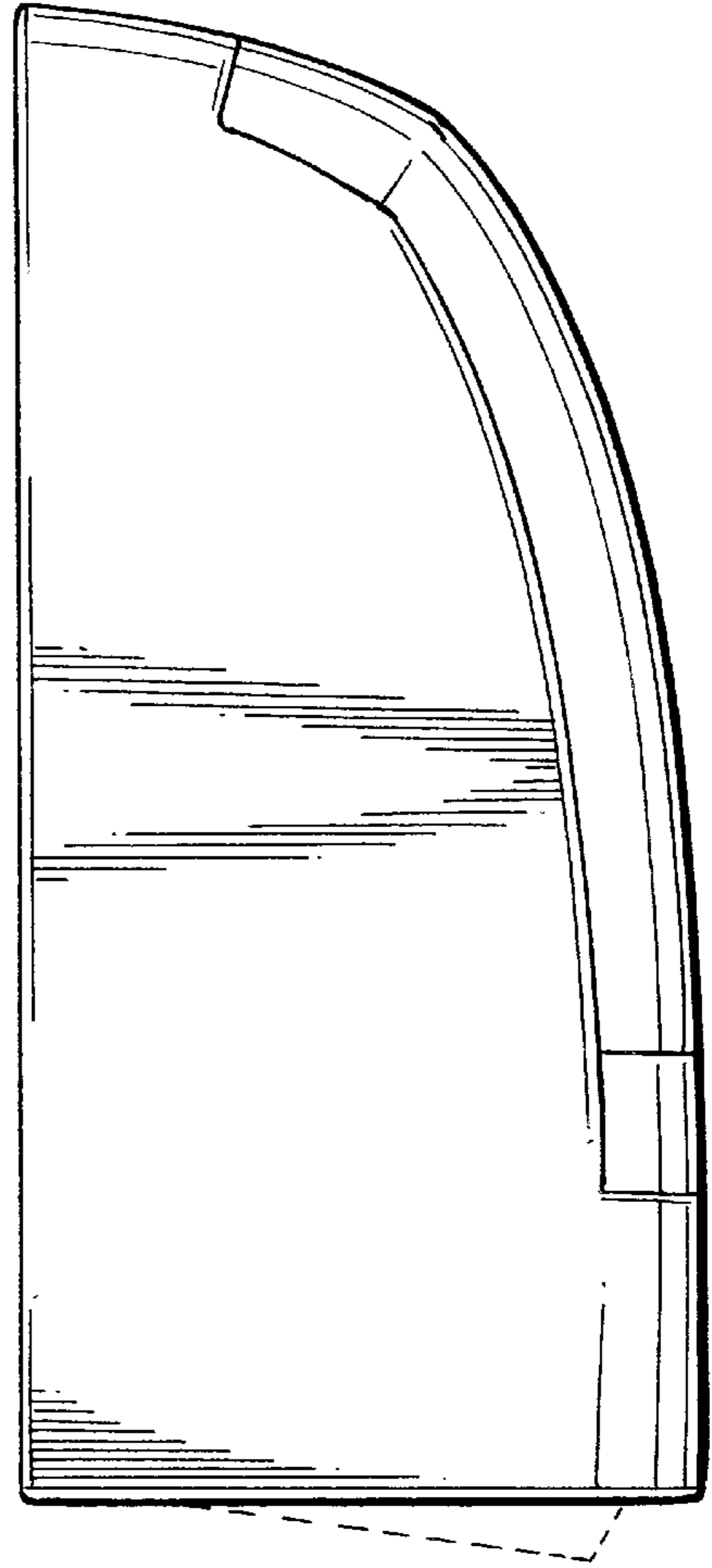


FIG. 3

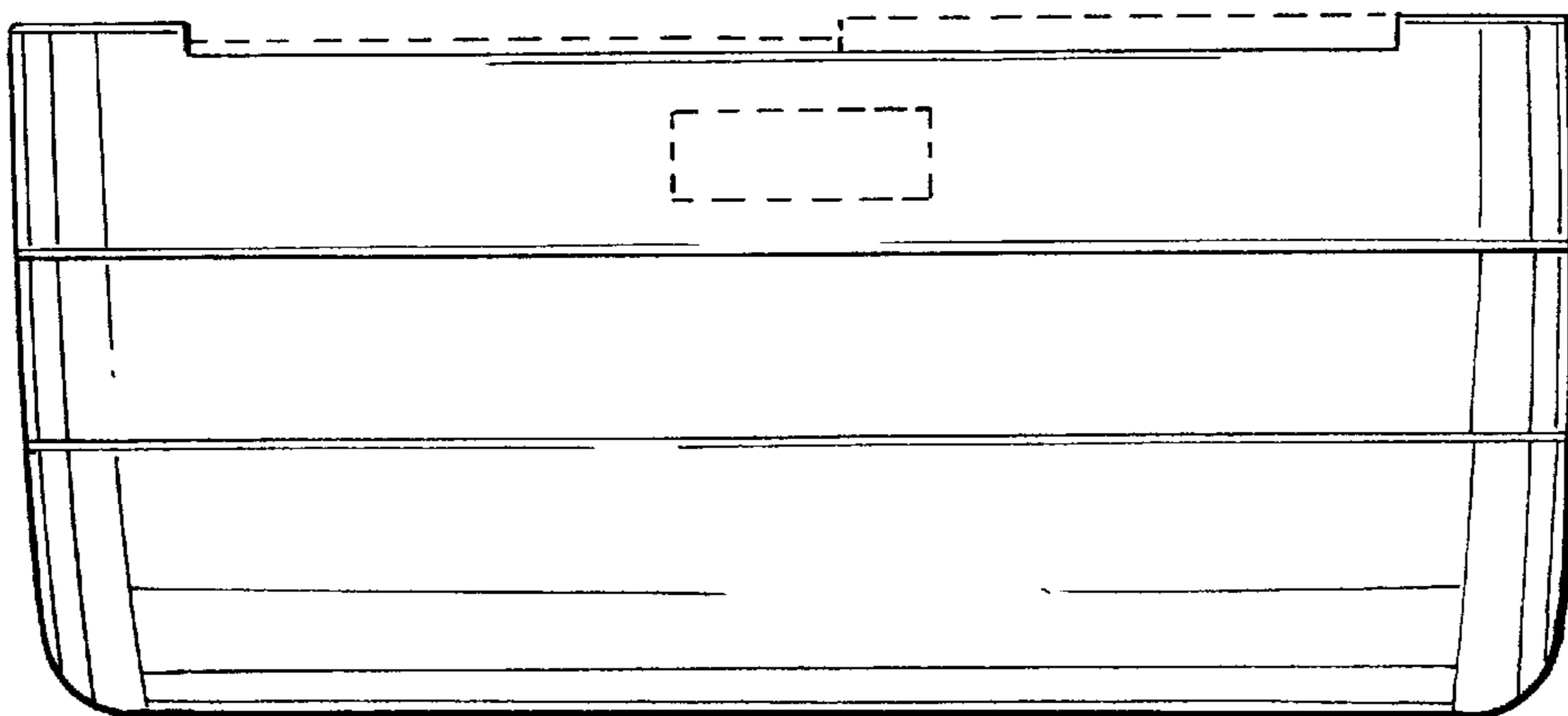


FIG. 4




FIG. 5