



US00D447354B1

(12) **United States Design Patent**
Bluberg

(10) **Patent No.:** **US D447,354 S**

(45) **Date of Patent:** **** Sep. 4, 2001**

(54) **CHAIR**

(76) Inventor: **Pulsamai Bluberg**, 80 Varick St. #7E,
New York, NY (US) 10013

(**) Term: **14 Years**

(21) Appl. No.: **29/113,535**

(22) Filed: **Nov. 5, 1999**

(51) **LOC (7) Cl.** **06-01**

(52) **U.S. Cl.** **D6/374; D6/334; D6/368**

(58) **Field of Search** **D6/334, 335, 368,**
D6/374, 375, 379, 500, 501, 502; 297/16.1,
16.2, 445.1

(56) **References Cited**

U.S. PATENT DOCUMENTS

- D. 155,023 * 8/1949 Michals D6/334
- D. 182,183 * 2/1958 Herschell D6/374
- D. 256,970 * 9/1980 Cassina D6/334
- D. 340,812 * 11/1993 Estomin et al. D6/334

- D. 426,972 * 6/2000 Bellini D6/375
- 2,439,690 * 4/1948 Lippenberger D6/375 X

* cited by examiner

Primary Examiner—Gary D. Watson

(74) *Attorney, Agent, or Firm*—Regina Ann Loughran;
Ladas & Parry

(57) **CLAIM**

I claim the ornamental design for chair, as shown and described.

DESCRIPTION

FIG. 1 is a front/top/right-side perspective view of a chair showing my new design;

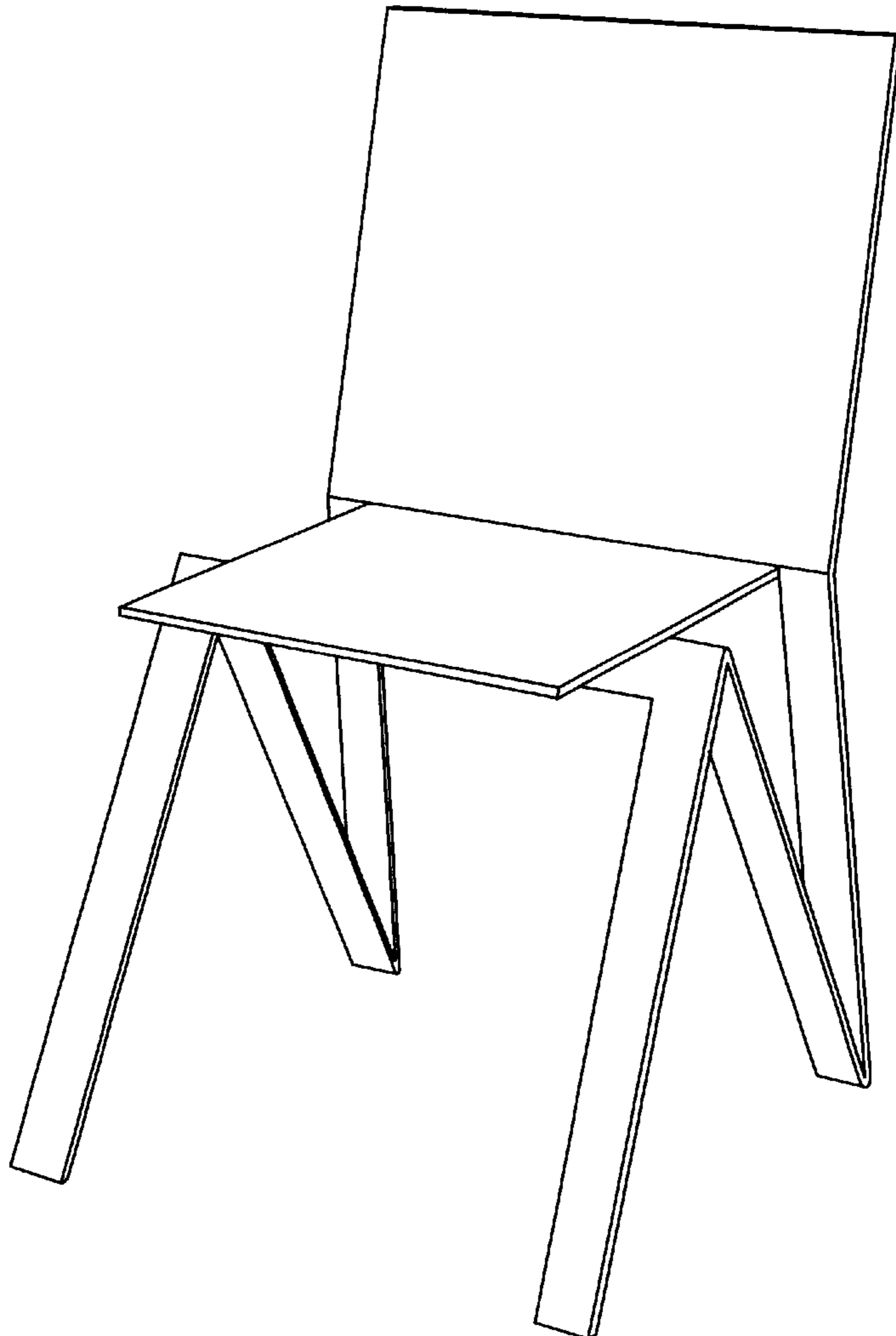
FIG. 2 is a rear/top/right-side perspective view thereof;

FIG. 3 is a front elevational view thereof;

FIG. 4 is a right-side elevational view thereof, the left-side elevational view thereof being a mirror image and, therefore, not shown; and,

FIG. 5 is a rear elevational view thereof.

1 Claim, 3 Drawing Sheets






FIG. 1



FIG. 2

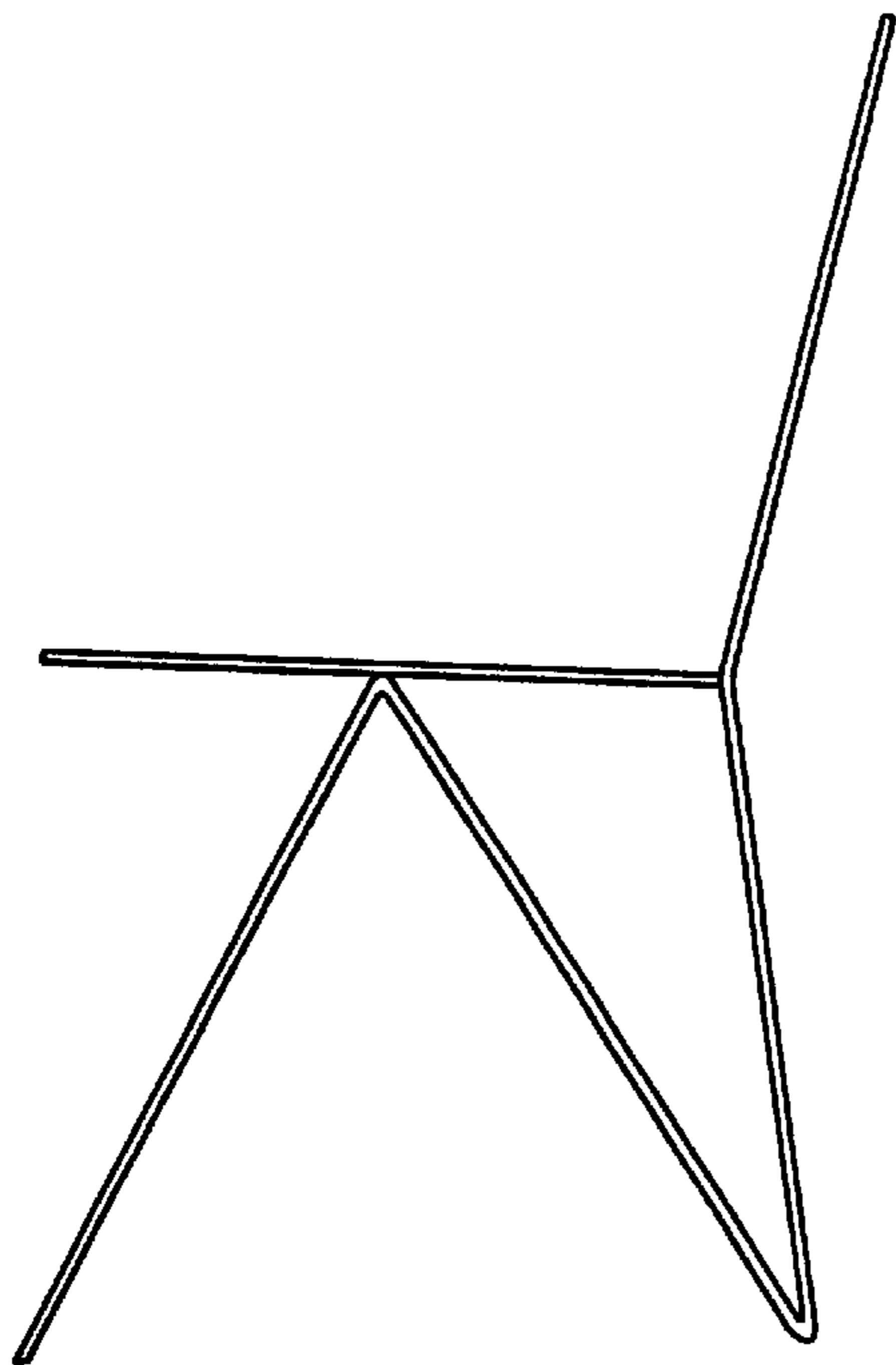


FIG. 4




FIG. 3




FIG. 5