



US00D447337B1

(12) **United States Design Patent**
Sardina

(10) **Patent No.:** **US D447,337 S**

(45) **Date of Patent:** **** Sep. 4, 2001**

(54) **BUSINESS CARD DISPENSER**

(76) Inventor: **Andrew R Sardina**, 5800 Eastlake Dr.
#520, Lisle, IL (US) 60532

(**) Term: **14 Years**

(21) Appl. No.: **29/096,152**

(22) Filed: **Nov. 5, 1998**

(51) **LOC (7) Cl.** **03-01**

(52) **U.S. Cl.** **D3/247; D3/201**

(58) **Field of Search** **D3/201, 247; 150/102,**
150/136, 137, 139, 147, 149; 206/37, 39,
39.4; 224/269, 666, 669, 670

(56) **References Cited**

U.S. PATENT DOCUMENTS

D. 260,054	*	8/1981	Morgan	D3/247
D. 260,323	*	8/1981	Johnson	D3/303 X
D. 299,288	*	1/1989	Stafford	D3/247
D. 372,358	*	8/1996	Mathison	D3/247
D. 385,417	*	10/1997	White et al.	224/666
4,111,343	*	9/1978	Selinko	224/670
4,202,445	*	5/1980	Porter	224/670
4,602,712	*	7/1986	Williams	224/670
4,995,507	*	2/1991	Schafer	206/39
5,509,222	*	4/1996	Rathenberg	206/39
5,598,926	*	2/1997	Vogt	224/666

* cited by examiner

Primary Examiner—Louis S. Zarfaz
Assistant Examiner—Monica A. Weingart

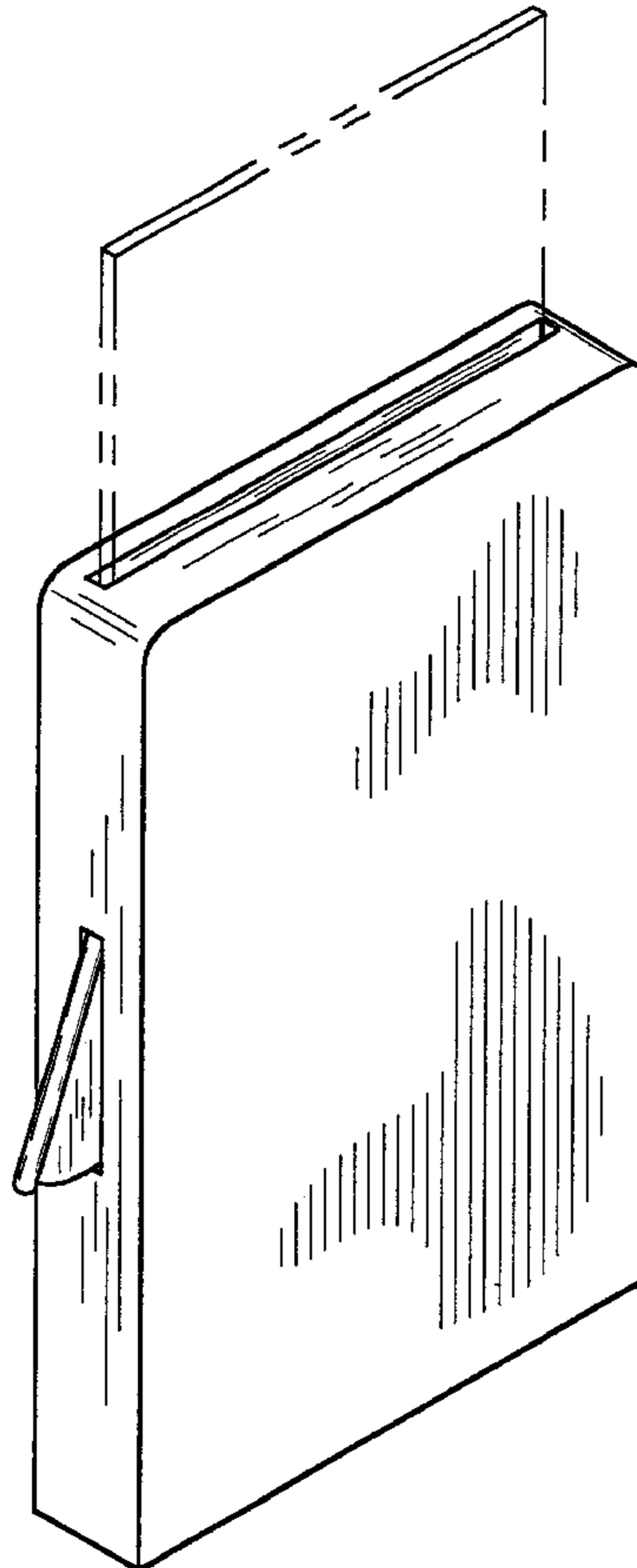
(57) **CLAIM**

The ornamental design for a business card dispenser, as shown and described.

DESCRIPTION

FIG. 1 is a front elevational view of the business card dispenser of the present invention;
 FIG. 2 is a back elevational view of the business card dispenser of FIG. 1;
 FIG. 3 is a left side elevational view of the business card dispenser of FIG. 1;
 FIG. 4 is a right side elevational view of the business card dispenser of FIG. 1;
 FIG. 5 is a top plan view of the business card dispenser of FIG. 1;
 FIG. 6 is a bottom plan view of the business card dispenser of FIG. 1; and,
 FIG. 7 is a top, front, right side perspective view of the business card dispenser of FIG. 1.
 The broken lines showing a business card in FIG. 7 are for illustrative purposes only and forms no part of the claimed invention.

1 Claim, 3 Drawing Sheets



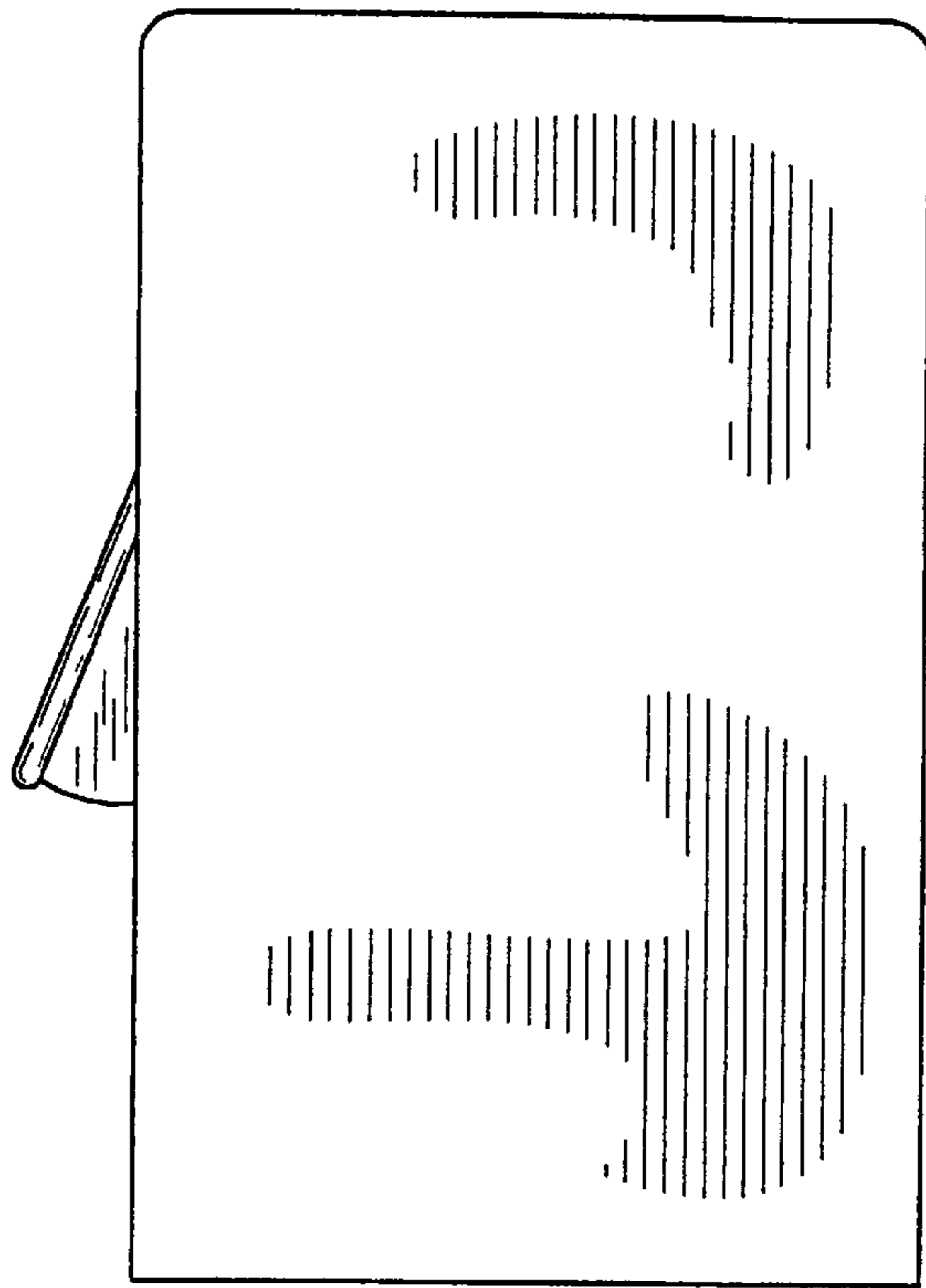


Fig. 1

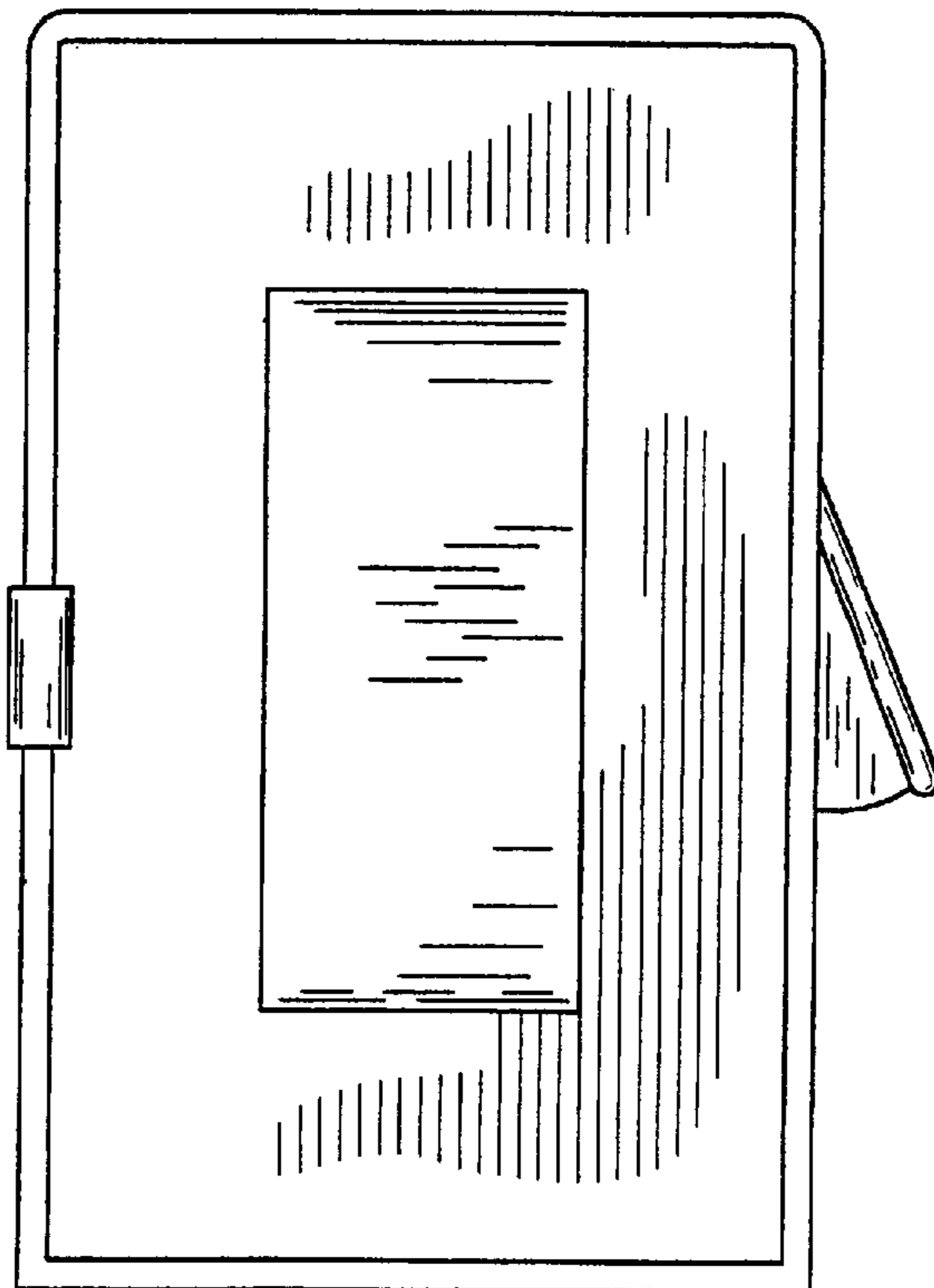


Fig. 2

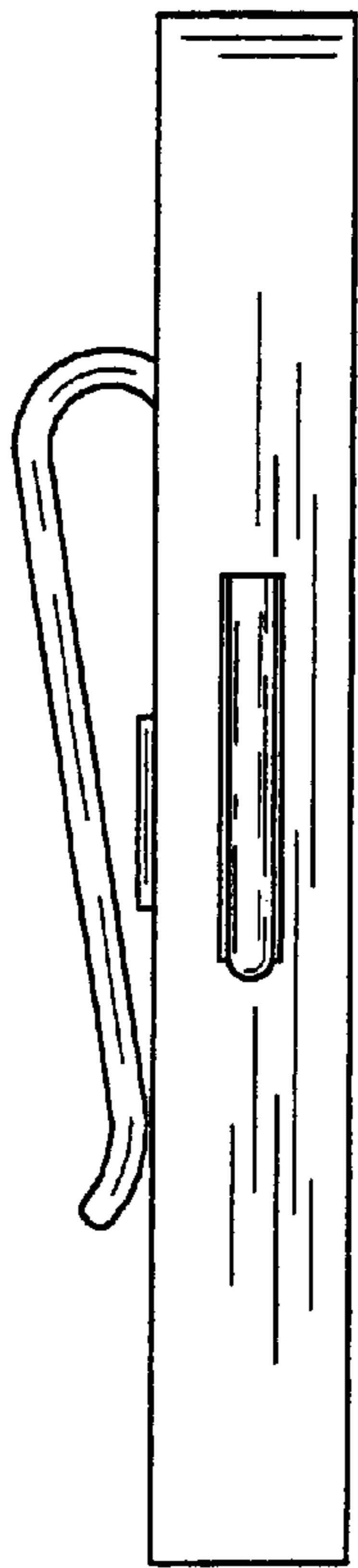


Fig. 3

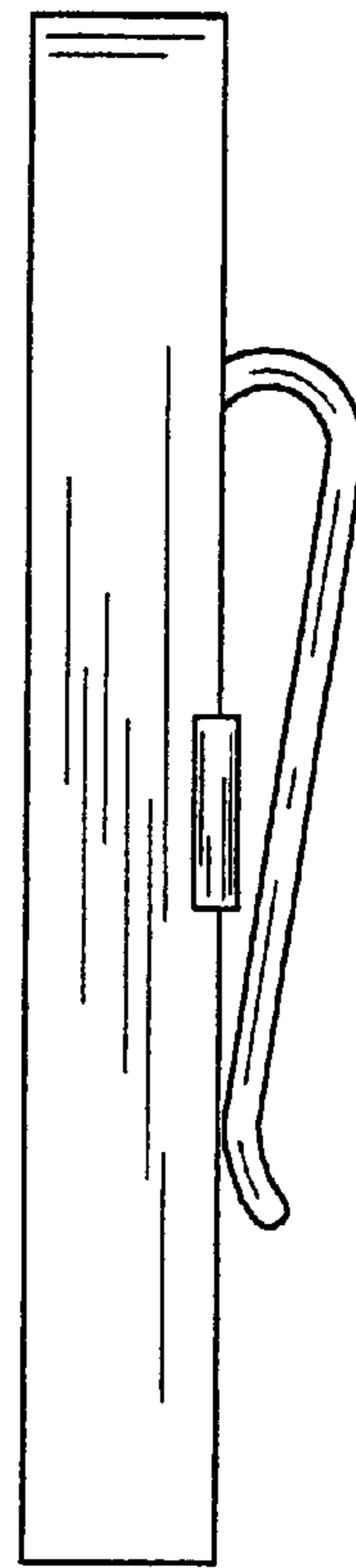


Fig. 4




Fig. 5




Fig. 6

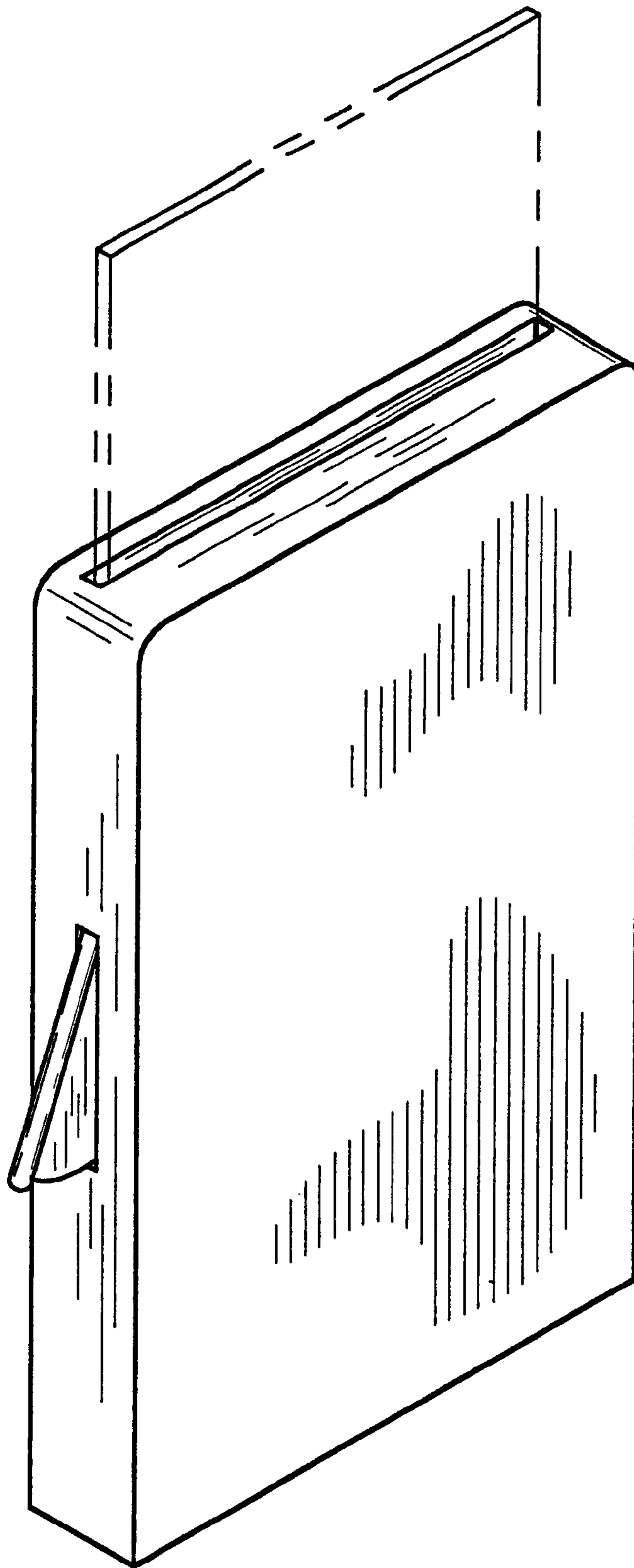


Fig. 7