



US00D447331B1

(12) **United States Design Patent**
Martin et al.

(10) **Patent No.:** **US D447,331 S**

(45) **Date of Patent:** **** Sep. 4, 2001**

(54) **CONTAINER**

(75) Inventors: **Cheryl A. Martin**, Watertown; **John P. Czarnecki**, Milwaukee; **Douglas Carpiaux**, Milwaukee; **Casey Ketterhagen**, Milwaukee, all of WI (US)

(73) Assignee: **Phoenix International, Inc.**, Milwaukee, WI (US)

(**) Term: **14 Years**

(21) Appl. No.: **29/110,448**

(22) Filed: **Sep. 7, 1999**

(51) **LOC (7) Cl.** **03-01**

(52) **U.S. Cl.** **D3/201; D9/560**

(58) **Field of Search** D3/201, 205, 206, D3/228, 229, 901; D8/71; D15/140; 15/435; 132/286; 206/224, 443; 215/11.6, 329; 401/88; D9/516, 518, 546, 550, 559, 560; 220/212.5; D19/75, 81, 82, 84

(56) **References Cited**

U.S. PATENT DOCUMENTS

D. 269,067	*	5/1983	Ballereaud	D9/560
D. 276,285		11/1984	Tober et al.	D3/30.1
D. 327,644	*	7/1992	Offley et al.	D9/560
D. 354,917	*	1/1995	Kusz et al.	D9/560

D. 407,211	*	3/1999	Diviak, Sr.	D3/206
D. 417,949	*	12/1999	Fantinelli	D3/206
D. 426,164	*	6/2000	Gans et al.	D9/560 X
1,749,432	*	3/1930	Kriege	215/11.6

* cited by examiner

Primary Examiner—Louis S. Zarfes

Assistant Examiner—Monica A. Weingart

(74) *Attorney, Agent, or Firm*—Quarles & Brady LLP

(57) **CLAIM**

The ornamental design for a container, as shown and described.

DESCRIPTION

In a preferred embodiment, the nature of this product is as a protective container for a wide variety of products.

FIG. 1 is a left, top, front perspective view of a container employing our new design;

FIG. 2 is a front elevational view thereof;

FIG. 3 is a right side elevational view thereof;

FIG. 4 is a rear view thereof;

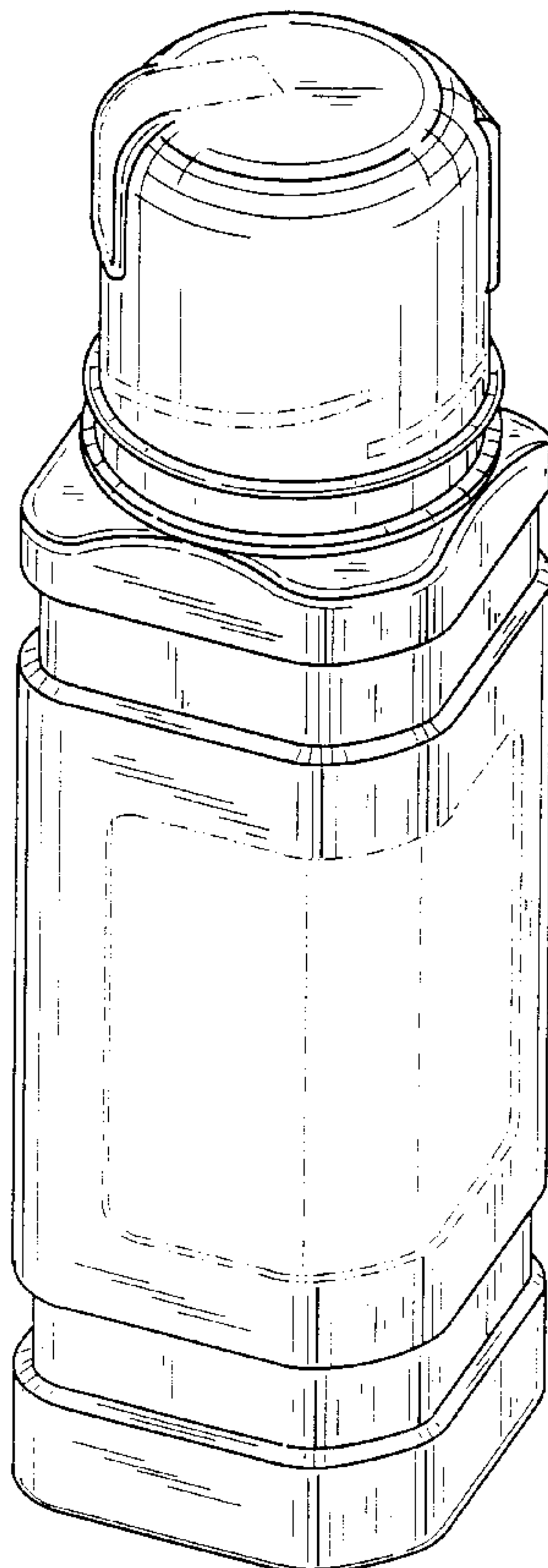
FIG. 5 is a left side elevational view thereof;

FIG. 6 is a top plan view thereof; and,

FIG. 7 is a bottom view thereof.

The broken line representations of label panels in FIGS. 1, 2, 3, 5 and 6, and of a measuring scale in FIGS. 3 and 4, are for the purposes of illustration only, and form no part of the claimed design.

1 Claim, 3 Drawing Sheets



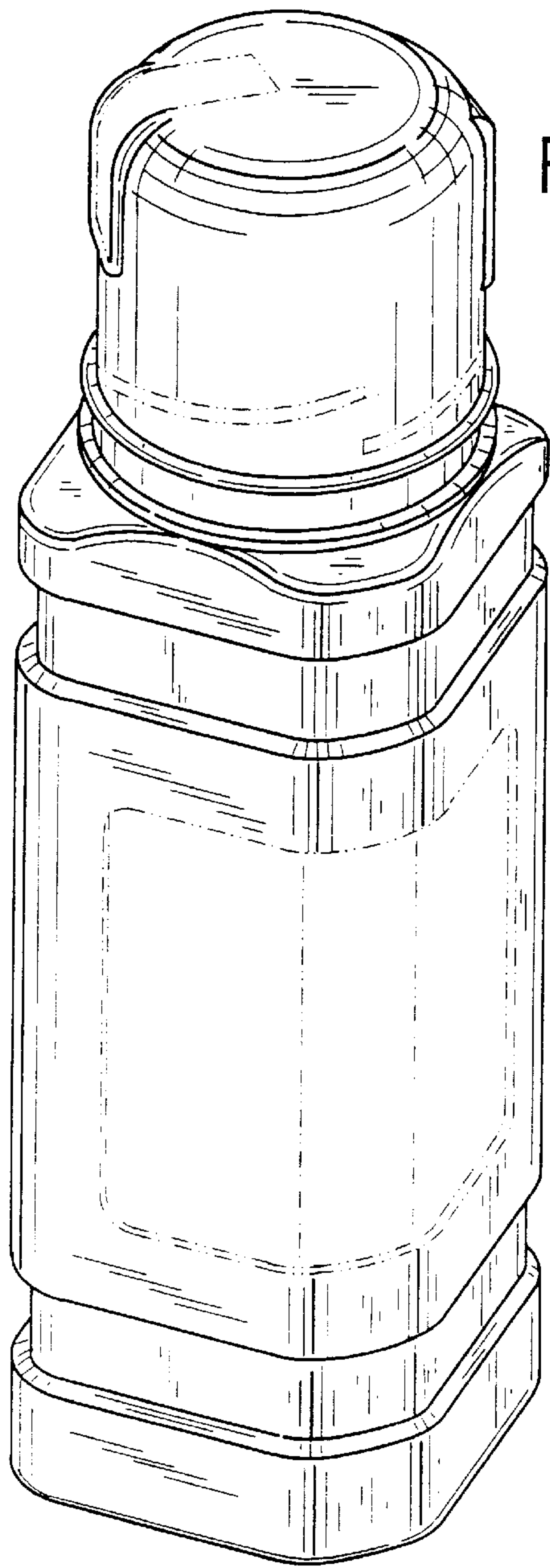


FIG. 1




FIG. 2

FIG. 3

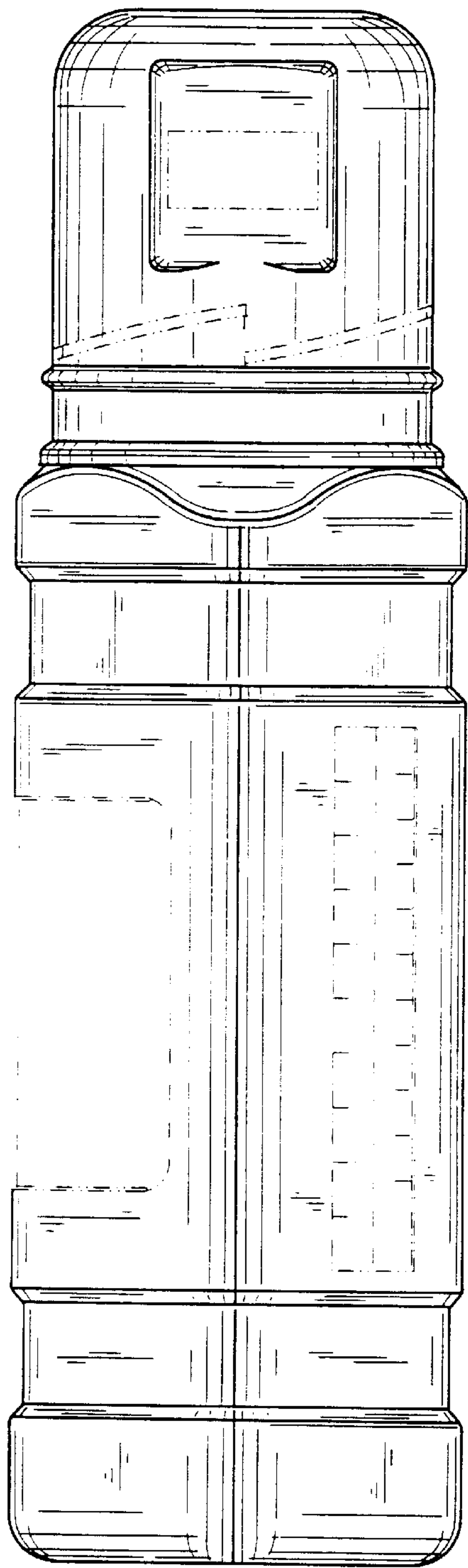


FIG. 4

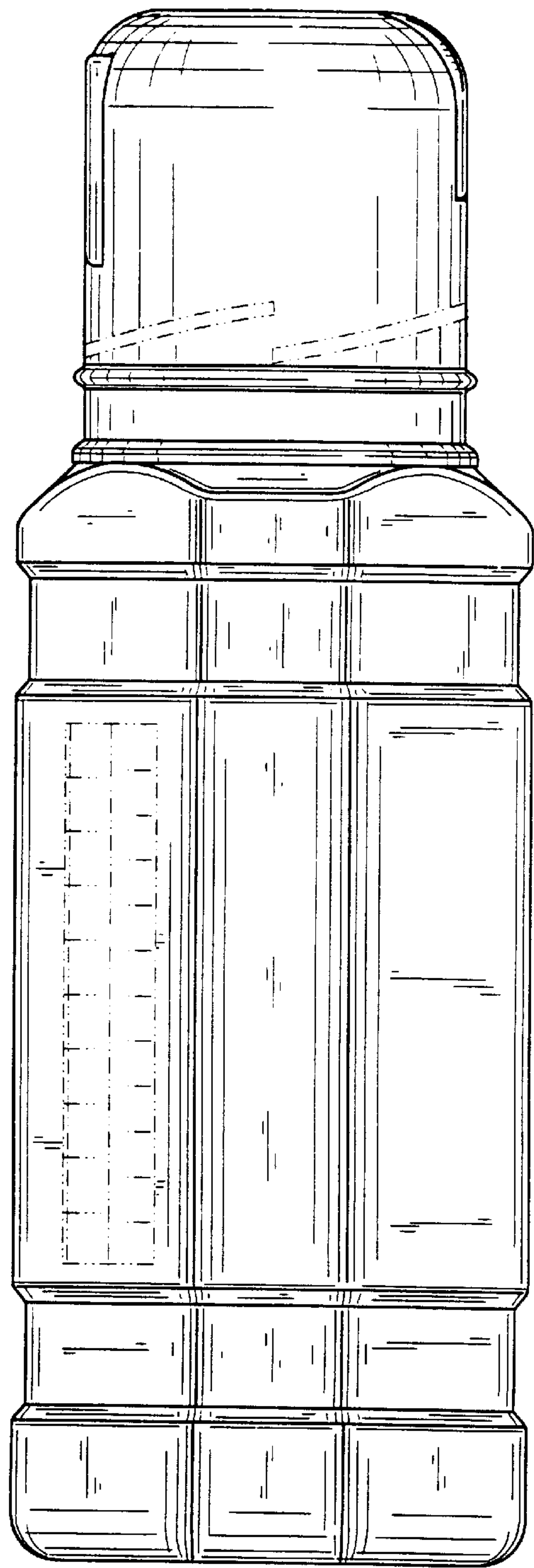


FIG. 5




FIG. 6

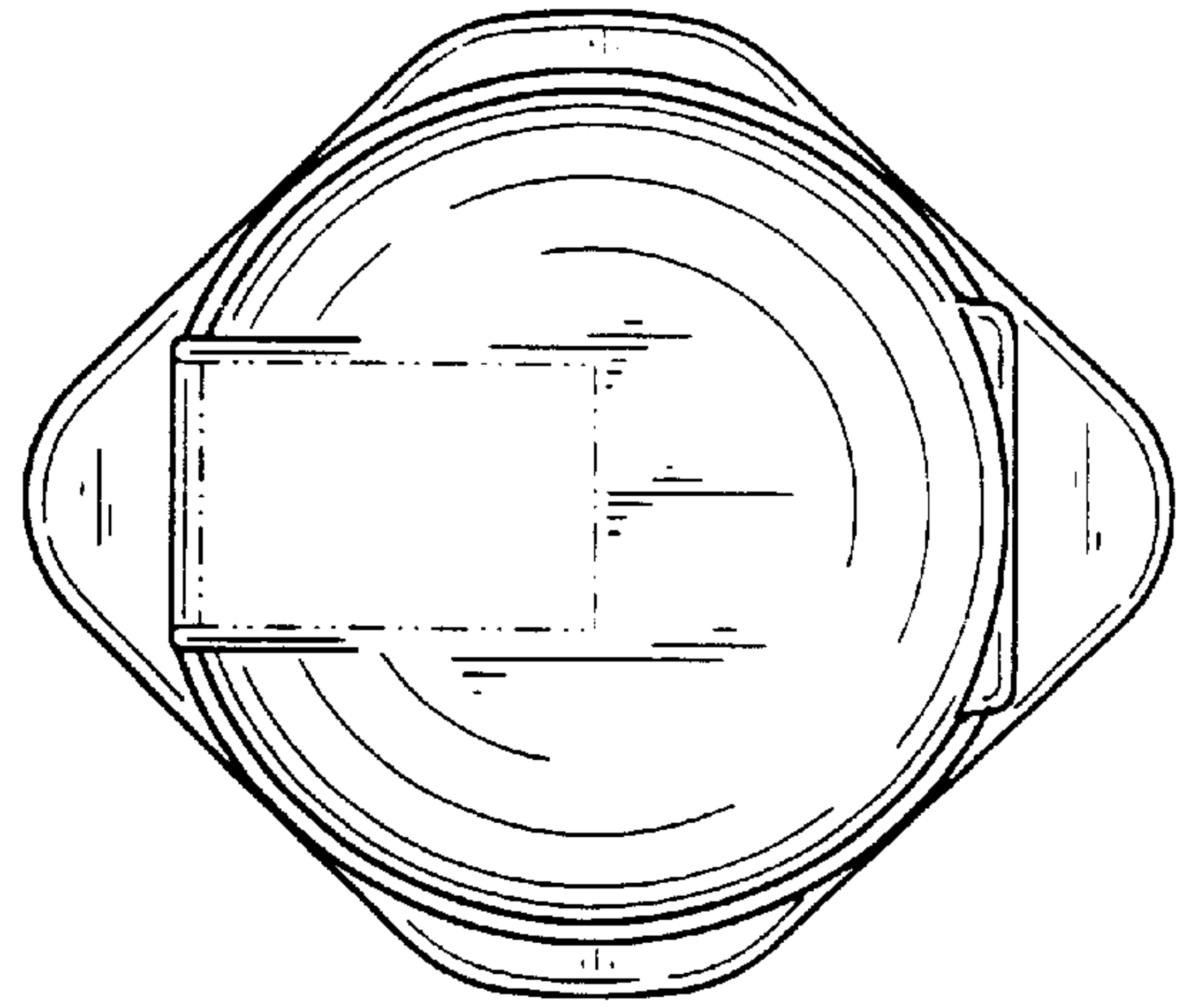


FIG. 7

