



US00D447322B1

(12) **United States Design Patent**  
**Auberry**

(10) **Patent No.:** **US D447,322 S**

(45) **Date of Patent:** **\*\* Sep. 4, 2001**

- (54) **BOOT**
- (75) **Inventor:** **Horace Auberry**, Waynesville, NC  
(US)
- (73) **Assignee:** **Wellco Enterprises, Inc.**, Waynesville,  
NC (US)
- (\*\*) **Term:** **14 Years**
- (21) **Appl. No.:** **29/127,755**
- (22) **Filed:** **Aug. 14, 2000**
- (51) **LOC (7) Cl.** ..... **02-04**
- (52) **U.S. Cl.** ..... **D2/912; D2/911; D2/910;**  
D2/909
- (58) **Field of Search** ..... D2/970, 909-912,  
D2/904-906, 943, 944, 947-960; 36/127,  
83, 113, 114, 134, 136, 45, 50.1

- D. 380,598 \* 7/1997 Brooks et al. .... D2/912
- D. 385,692 \* 11/1997 Beliveau ..... D2/970
- 3,619,916 \* 11/1971 Neri ..... 36/134
- 5,255,453 \* 10/1993 Weiss ..... 36/134

\* cited by examiner

*Primary Examiner*—Louis S. Zarfes

*Assistant Examiner*—Gregory Andoll

(74) *Attorney, Agent, or Firm*—Jay M. Cantor

(57) **CLAIM**

The ornamental design for boot, as shown.

**DESCRIPTION**

FIG. 1 is a perspective view of the boot in accordance with the present invention;  
 FIG. 2 is a side view of the boot from a first side;  
 FIG. 3 is a side view of the boot from the opposite side;  
 FIG. 4 is a rear view of the boot;  
 FIG. 5 is a front view of the boot;  
 FIG. 6 is a bottom view of the boot; and,  
 FIG. 7 is a top view of the boot.

- (56) **References Cited**  
U.S. PATENT DOCUMENTS

D. 365,435 \* 12/1995 Parker ..... D2/912

**1 Claim, 5 Drawing Sheets**





FIG. 1



FIG. 2



FIG. 3



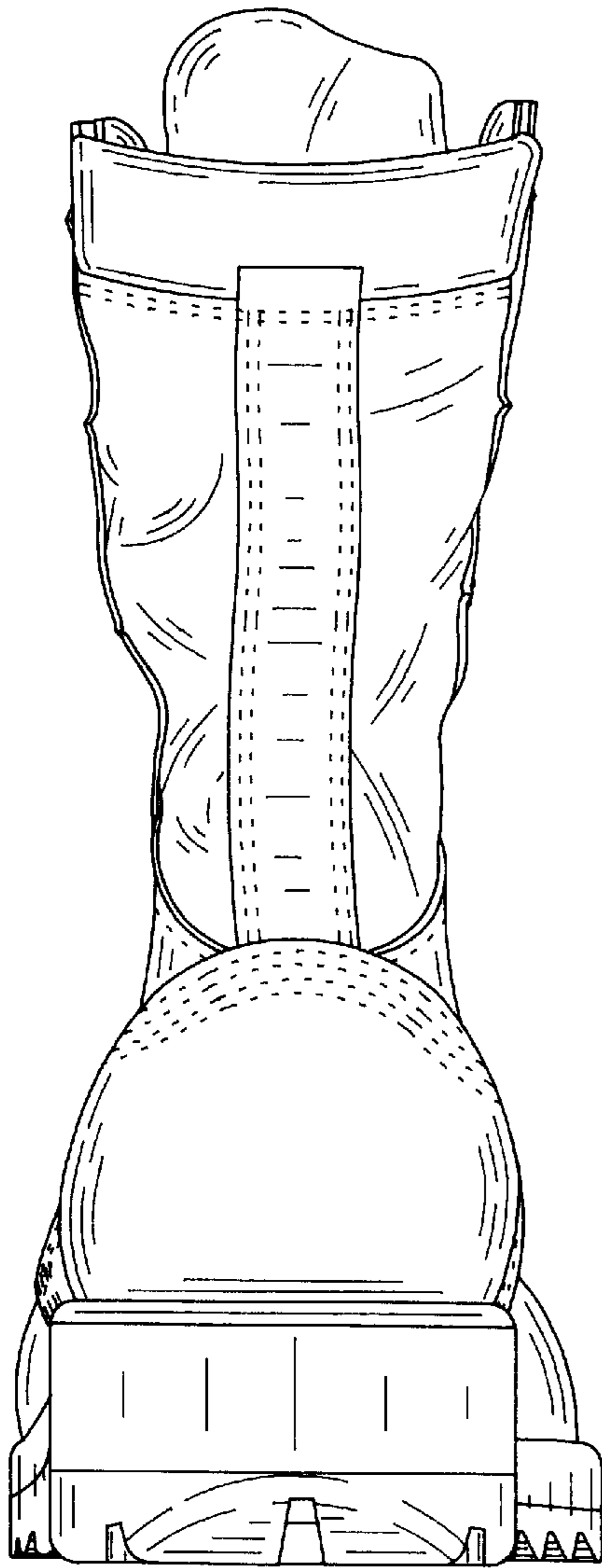


FIG. 4

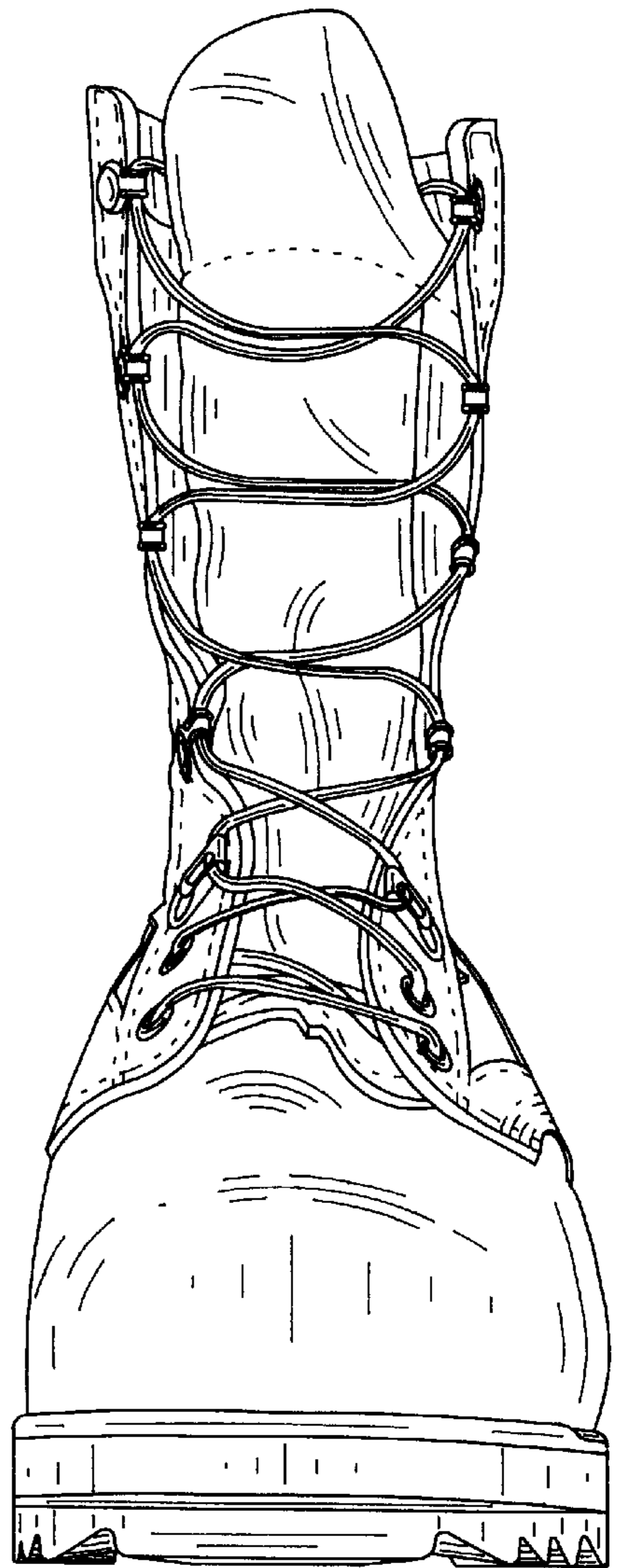


FIG. 5




FIG. 6

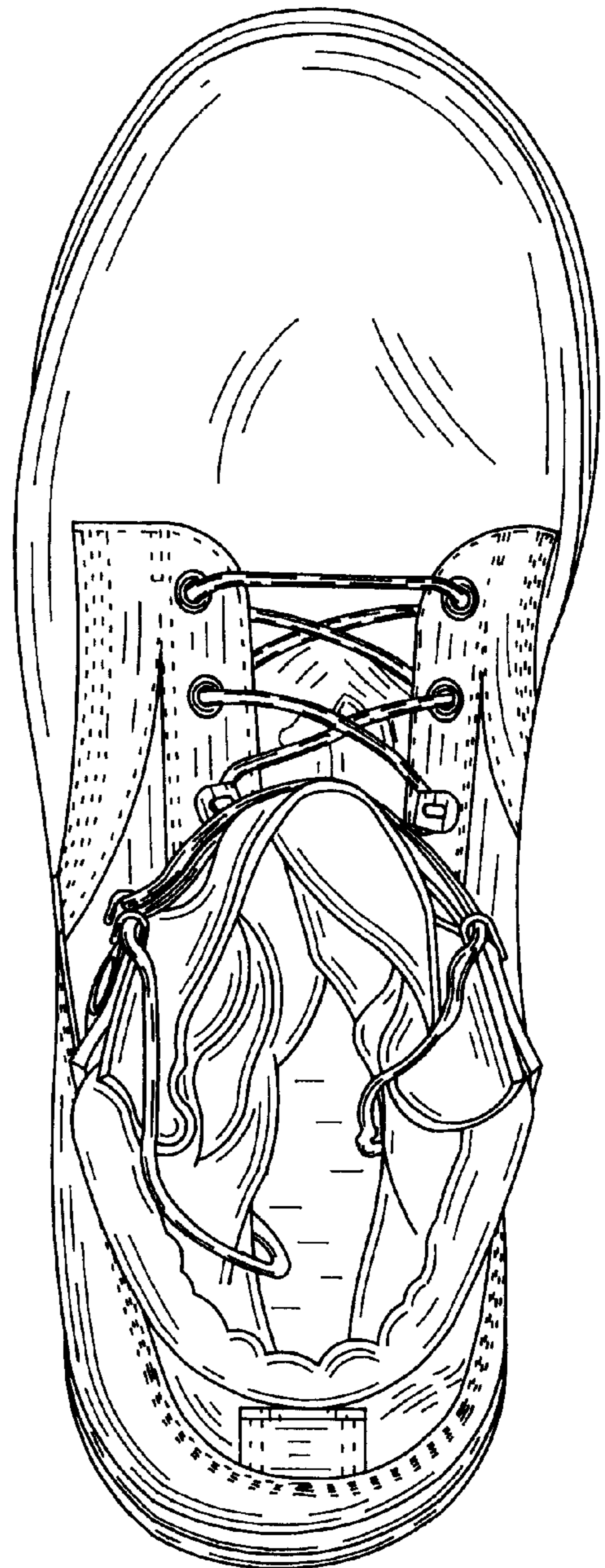


FIG. 7