



US00D447320B1

(12) **United States Design Patent**  
**Chute**

(10) **Patent No.:** **US D447,320 S**

(45) **Date of Patent:** **\*\* Sep. 4, 2001**

(54) **SHOE JACKET**

(76) **Inventor:** **Randy Chute**, 11490 Lomita Wren Rd.,  
Brooksville, FL (US) 34614

(\*\*) **Term:** **14 Years**

(21) **Appl. No.:** **29/129,908**

(22) **Filed:** **Sep. 25, 2000**

(51) **LOC (7) Cl.** ..... **02-04**

(52) **U.S. Cl.** ..... **D2/909; D2/913; D2/911;**  
D2/910; D2/901

(58) **Field of Search** ..... D2/901, 909-915;  
36/1.5, 2 R, 7.1 R, 7.2-7.4, 72 R, 72 A

(56) **References Cited**

**U.S. PATENT DOCUMENTS**

- D. 104,880 \* 6/1937 Rosenfield ..... D2/901
- D. 369,455 \* 5/1996 Halvosorn ..... D2/901
- 2,243,444 \* 5/1941 Sharp ..... 36/2 R

\* cited by examiner

*Primary Examiner*—Louis S. Zarfes

*Assistant Examiner*—Gregory Andoll

(74) *Attorney, Agent, or Firm*—Larson & Larson, P.A.;  
James E. Larson

(57) **CLAIM**

The ornamental design for a shoe jacket, as shown and described.

**DESCRIPTION**

FIG. 1 is a front elevational view of a shoe jacket showing my novel design;

FIG. 2 is a rear elevational view thereof;

FIG. 3 is a left side view thereof;

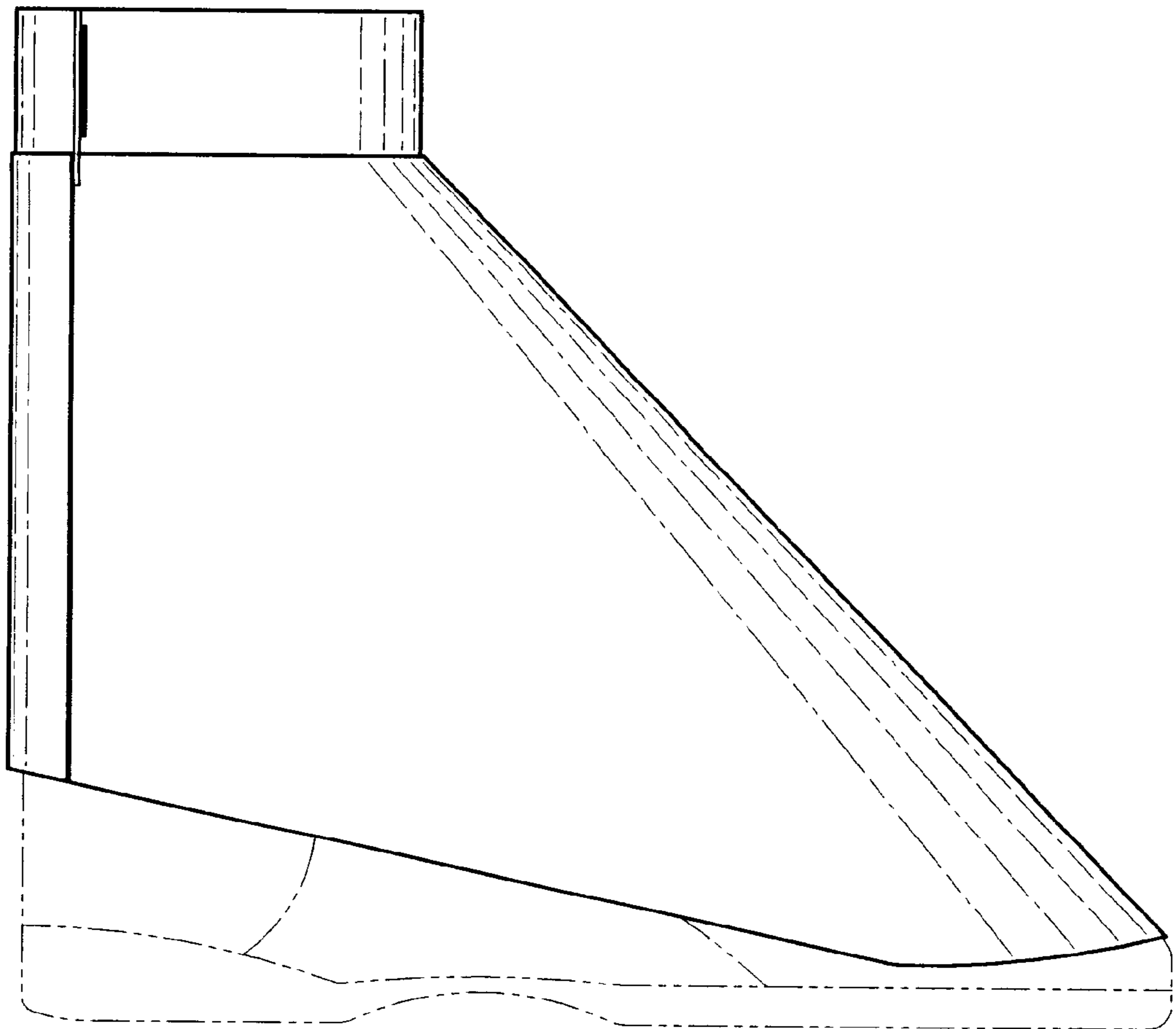
FIG. 4 is a right side view thereof;


FIG. 5 is a top plan view thereof; and,

FIG. 6 is a bottom plan view of a shoe jacket of the present invention.


The broken lines shown in FIG. 3 is for illustrative purposes only and forms no part of the overall claimed design.

**1 Claim, 3 Drawing Sheets**

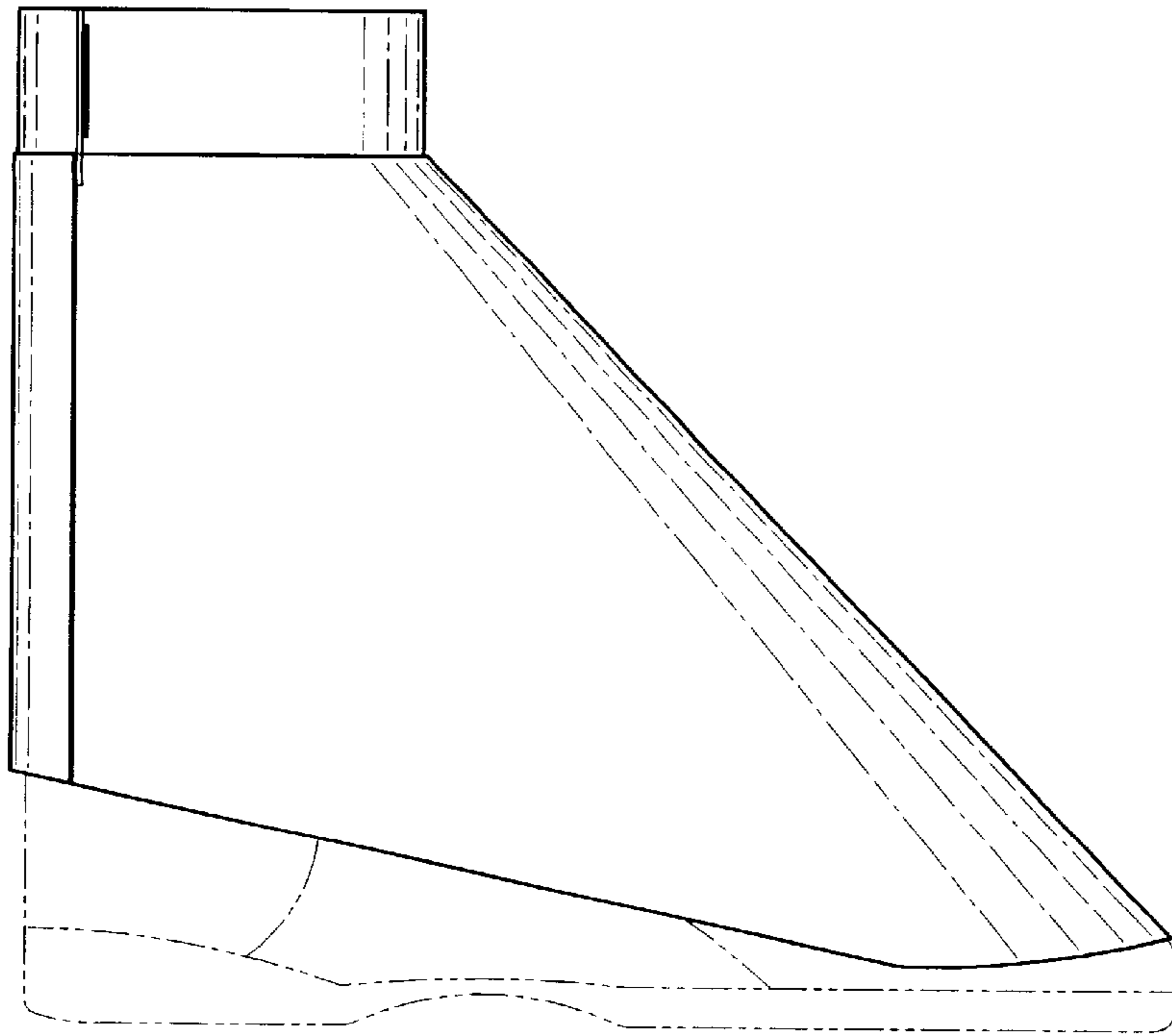




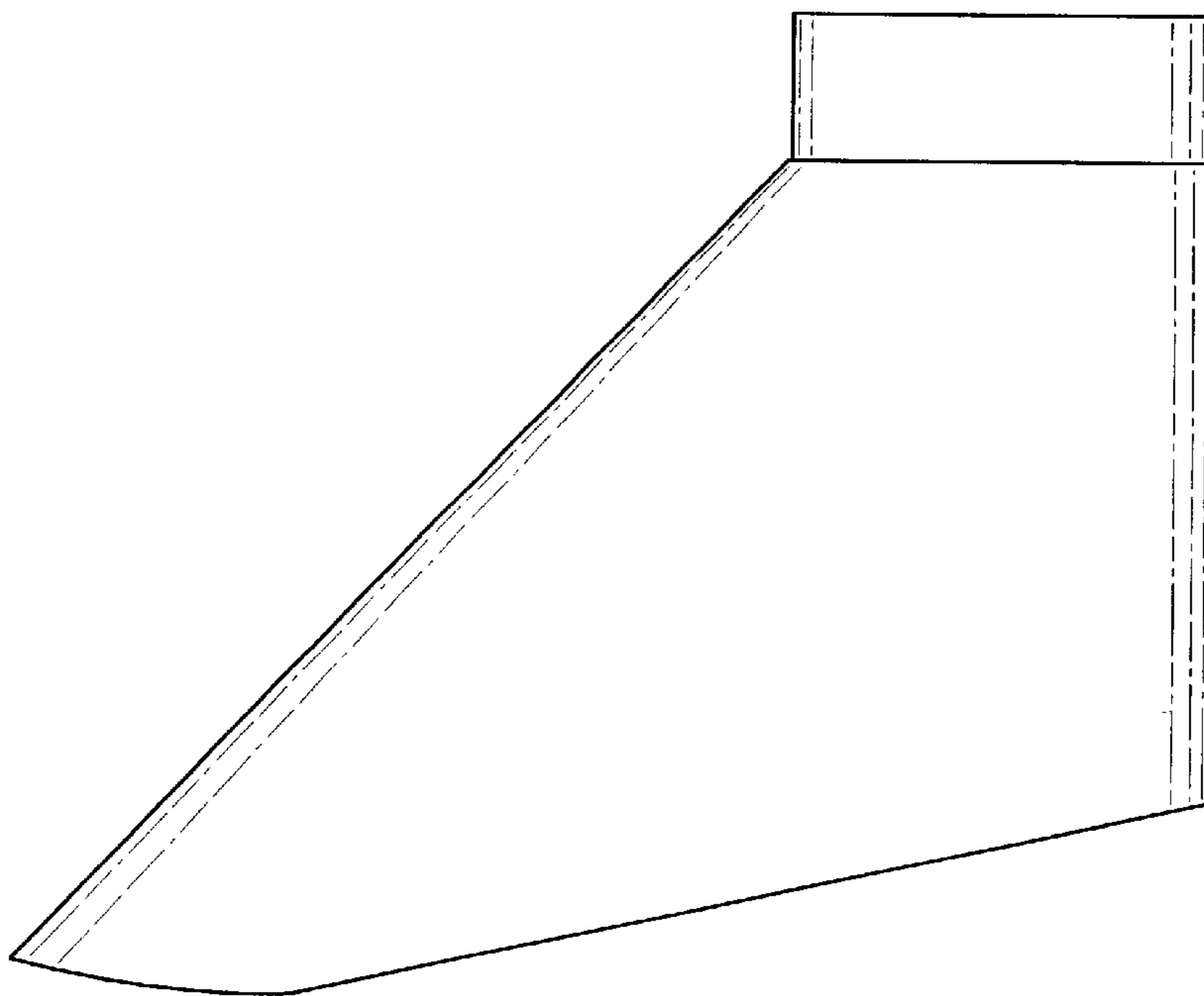
*Fig. 1*



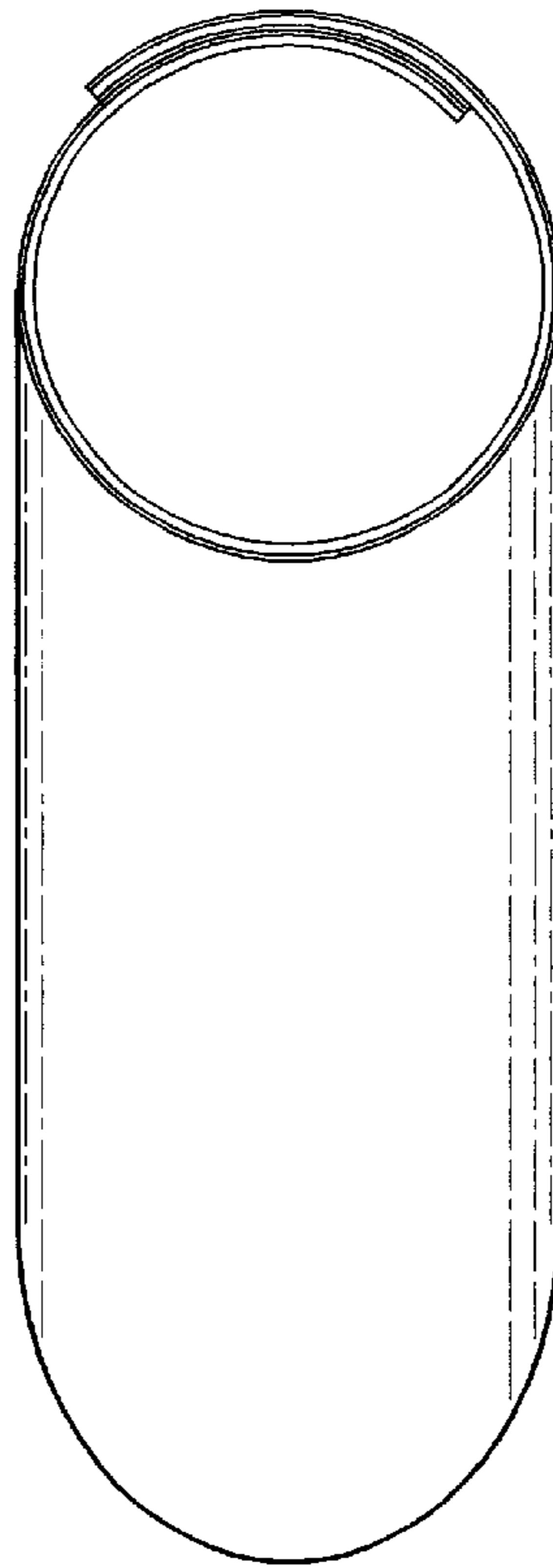
*Fig. 2*




*Fig. 3*



*Fig. 4*



*Fig. 5*



*Fig. 6*