



US00D447313B1

(12) **United States Design Patent**
Murawski et al.

(10) **Patent No.:** **US D447,313 S**

(45) **Date of Patent:** **** Aug. 28, 2001**

(54) **MAILBOX MAIL DELIVERY SIGNAL**

4,844,332 * 7/1989 Long 232/17
5,634,589 * 6/1997 Greene 232/35
5,660,327 8/1997 Brinkley, Jr. .

(76) Inventors: **Eugene Murawski; Jean Murawski,**
both of 2000 Hugenberg La., Fowler, IL
(US) 62338

* cited by examiner

(**) Term: **14 Years**

Primary Examiner—Paula A. Mortimer
(74) *Attorney, Agent, or Firm*—Polster, Lieder, Woodruff &
Lucchesi

(21) Appl. No.: **29/135,163**

(22) Filed: **Jan. 5, 2001**

(57) **CLAIM**

(51) **LOC (7) Cl.** **99-00**

The ornamental design for mailbox mail delivery signal, as
shown and described.

(52) **U.S. Cl.** **D99/43**

(58) **Field of Search** D99/29, 32, 33,
D99/43; 232/17, 34, 35, 29, 30, 31, 32

DESCRIPTION

(56) **References Cited**

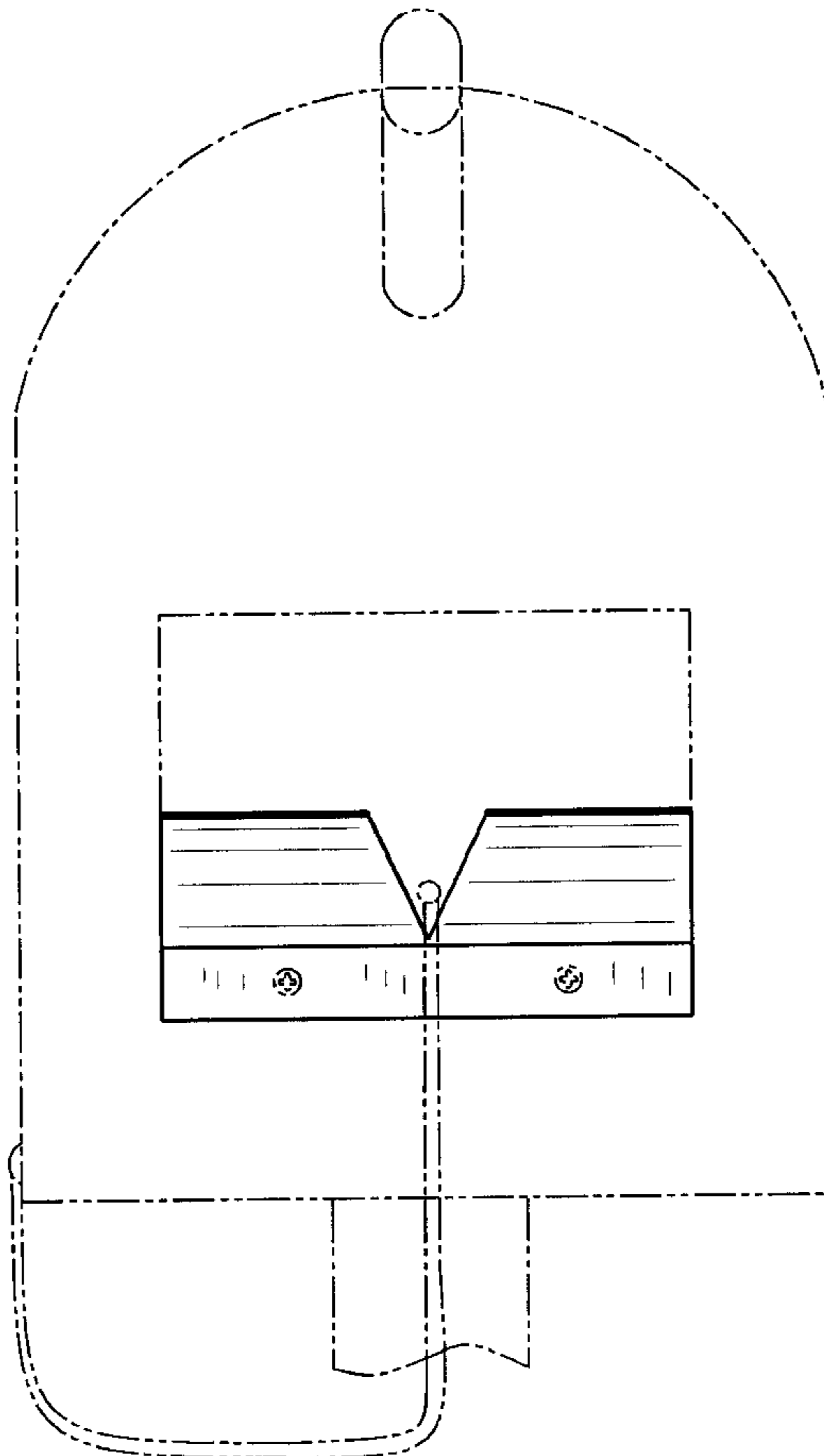
U.S. PATENT DOCUMENTS

D. 335,747	*	5/1993	Dearing et al.	D99/29
D. 341,917		11/1993	Meher .	
D. 356,428		3/1995	Piatkowski et al. .	
2,609,787		9/1952	Lawson .	
2,707,075		4/1955	Van Duzer .	
3,426,966		2/1969	Lay .	
3,547,070		12/1970	Schub .	
3,815,811	*	6/1974	Harmon 232/35	
4,655,390	*	4/1987	Martin 232/35	
4,821,953		4/1989	Poloha .	

FIG. 1 is a front plan view of a mailbox mail delivery signal of the present invention shown mounted on a mailbox, signal plate, and connecting chain being shown in phantom; FIG. 2 is a side elevational view thereof, the right and left side elevational views being identical; FIG. 3 is a bottom plan view thereof; FIG. 4 is a top plan view thereof; and, FIG. 5 is a rear elevational view thereof.

The phantom lines showing the mailbox, the signal plate, and the chain connecting the signal plate to the mailbox forms no part of the claimed design.

1 Claim, 2 Drawing Sheets



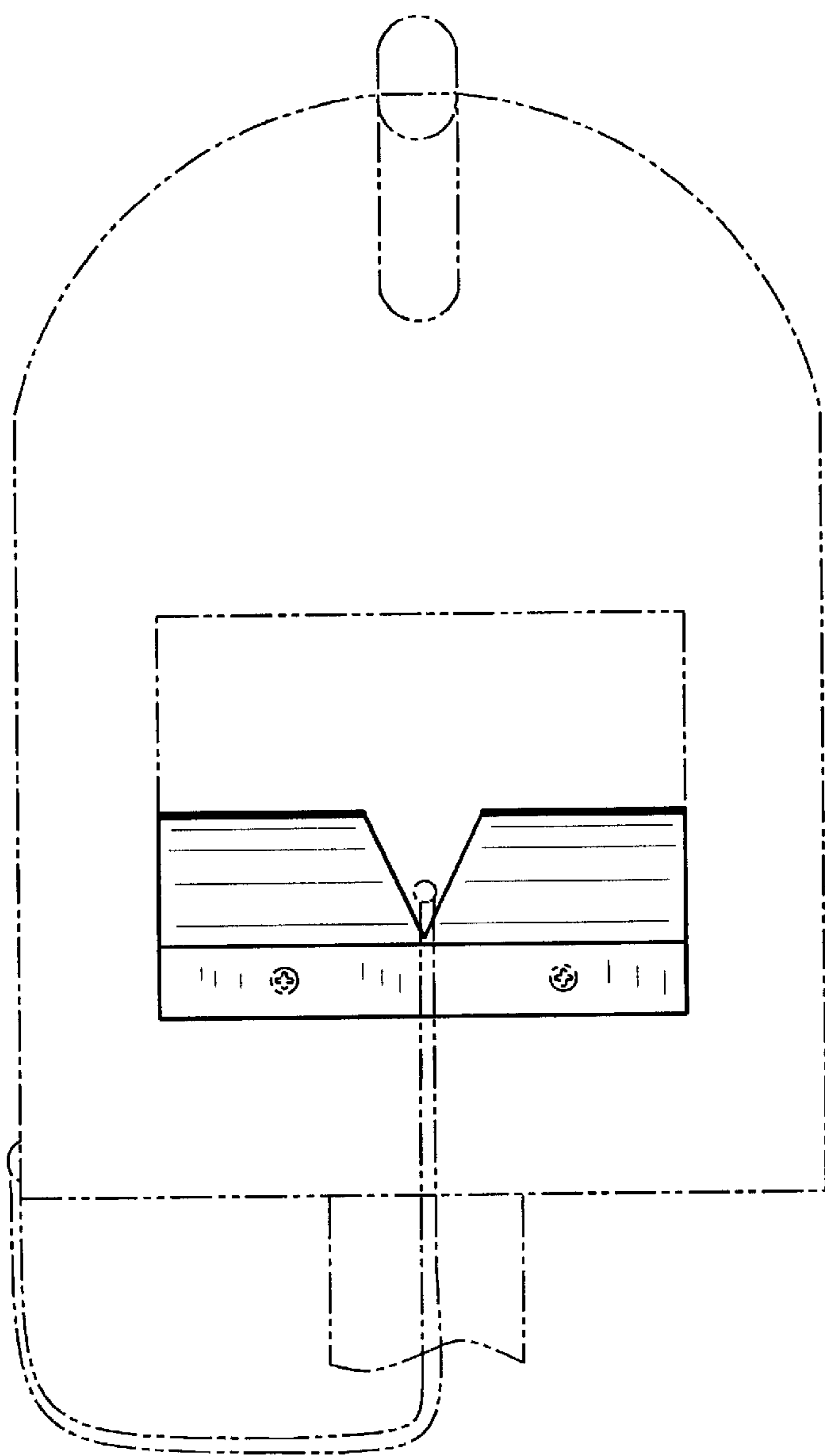


FIG. 1

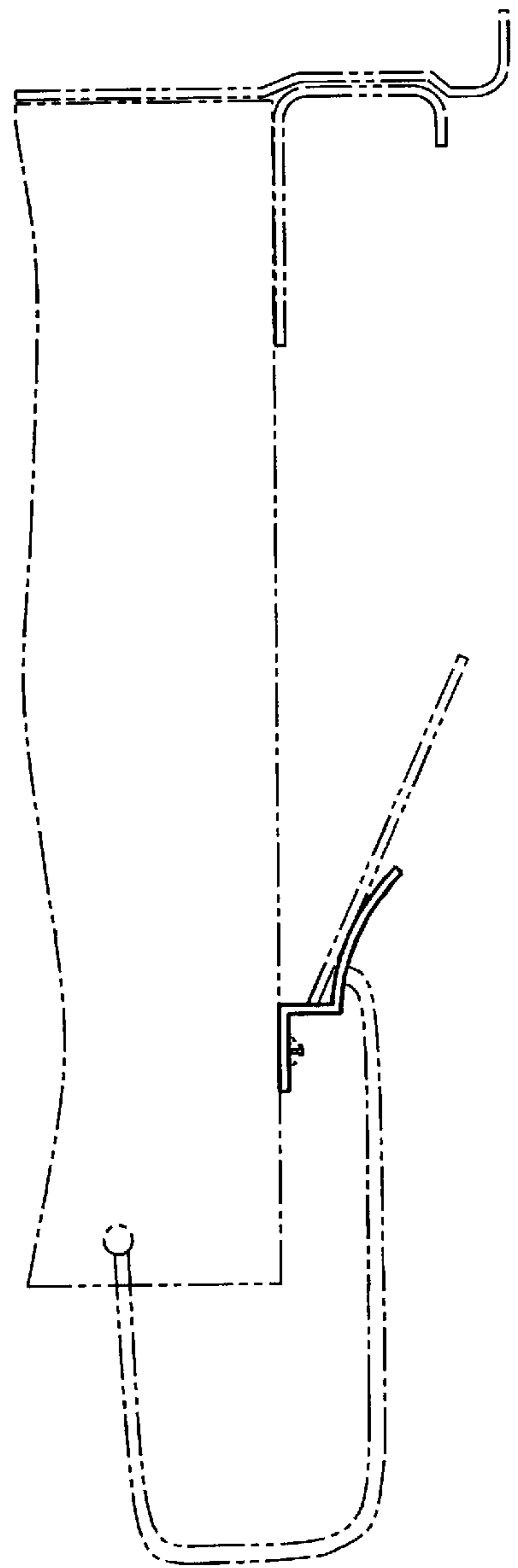


FIG. 2

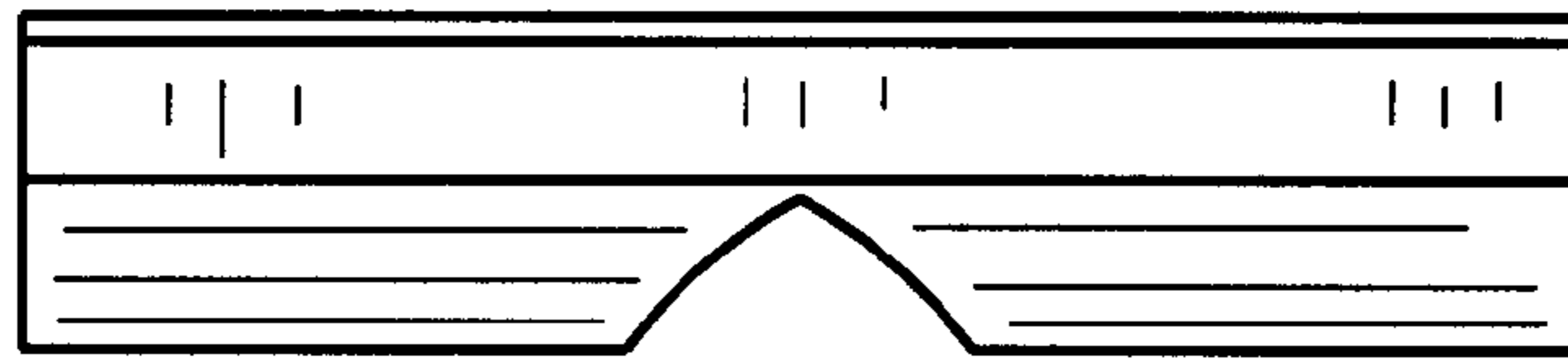


FIG. 3

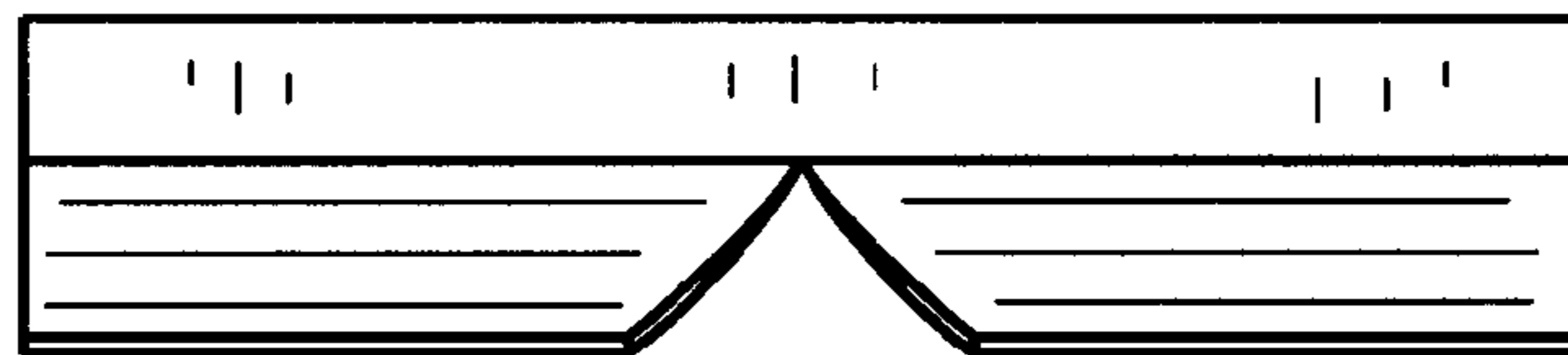


FIG. 4

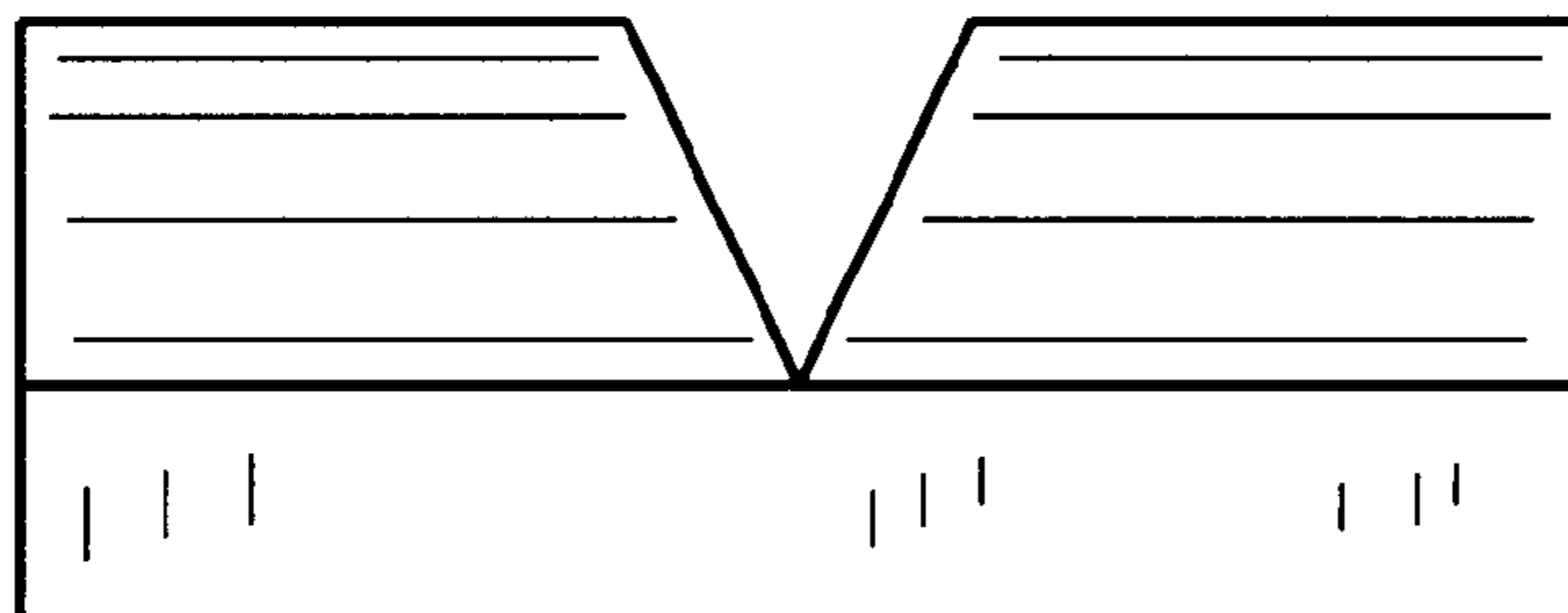


FIG. 5

UNITED STATES PATENT AND TRADEMARK OFFICE
CERTIFICATE OF CORRECTION

PATENT NO. : Des 447,313 S
DATED : August 28, 2001
INVENTOR(S) : Eugene Murawski; Jean Murawski

Page 1 of 1

It is certified that error appears in the above-identified patent and that said Letters Patent is hereby corrected as shown below:

Column 2, Fig. 1,

Line 2, after "mounted on a mailbox," insert -- the mailbox, --

Signed and Sealed this

Twenty-sixth Day of March, 2002

Attest:



Attesting Officer

JAMES E. ROGAN
Director of the United States Patent and Trademark Office