



US00D447307B1

(12) **United States Design Patent**
Niemeyer

(10) **Patent No.:** **US D447,307 S**

(45) **Date of Patent:** **** Aug. 28, 2001**

(54) **CORNER WASTE CONTAINER**

(75) Inventor: **Duane Niemeyer**, Breese, IL (US)

(73) Assignee: **Contico International, LLC**, St. Louis, MO (US)

(**) Term: **14 Years**

(21) Appl. No.: **29/130,686**

(22) Filed: **Oct. 6, 2000**

(51) **LOC (7) Cl.** **09-09**

(52) **U.S. Cl.** **D34/7**

(58) **Field of Search** D34/1, 7, 6, 5,
D34/10, 11; 220/908, 909, 910, 911

(56) **References Cited**

U.S. PATENT DOCUMENTS

- D. 114,759 5/1939 Hobson .
- D. 154,377 7/1949 Freedman et al. .
- D. 174,611 * 5/1955 Bomersheim D34/1
- D. 208,833 * 10/1967 Prager D34/7
- D. 299,576 1/1989 Kracke .
- D. 319,123 8/1991 DeRewal .
- D. 319,126 8/1991 Blackman .
- D. 324,121 2/1992 Schierlinger .
- D. 324,596 * 3/1992 Imbruglia D34/8
- D. 327,760 7/1992 Donnelly .
- D. 327,965 7/1992 Chelec .
- D. 330,955 11/1992 Humphries .
- D. 335,728 * 5/1993 Dziarsk et al. D34/1
- D. 338,763 8/1993 Marberger .
- D. 340,333 10/1993 Duran et al. .
- D. 345,641 * 3/1994 Briissing D34/1
- D. 358,916 * 5/1995 Barbieri D34/1

- D. 360,643 * 7/1995 Whittington D34/7 X
- D. 378,153 * 2/1997 Freedland D34/1
- D. 387,529 12/1997 Spitaler .
- D. 410,124 5/1999 Nilsson et al. .
- D. 423,164 * 4/2000 McKeown et al. D34/1
- D. 424,264 5/2000 McKeown et al. .
- 3,904,218 9/1975 Kostic .
- 4,834,253 5/1989 Crine .
- 5,101,997 4/1992 Bagwell et al. .
- 5,577,628 11/1996 O'Neil et al. .

* cited by examiner

Primary Examiner—Cynthia E. Ramirez

(74) *Attorney, Agent, or Firm*—Howell & Haferkamp LC

(57) **CLAIM**

The ornamental design for a corner waste container, as shown and described.

DESCRIPTION

FIG. 1 is a perspective view of a corner waste container showing my new design;

FIG. 2 is a front elevational view of the corner waste container of FIG. 1;

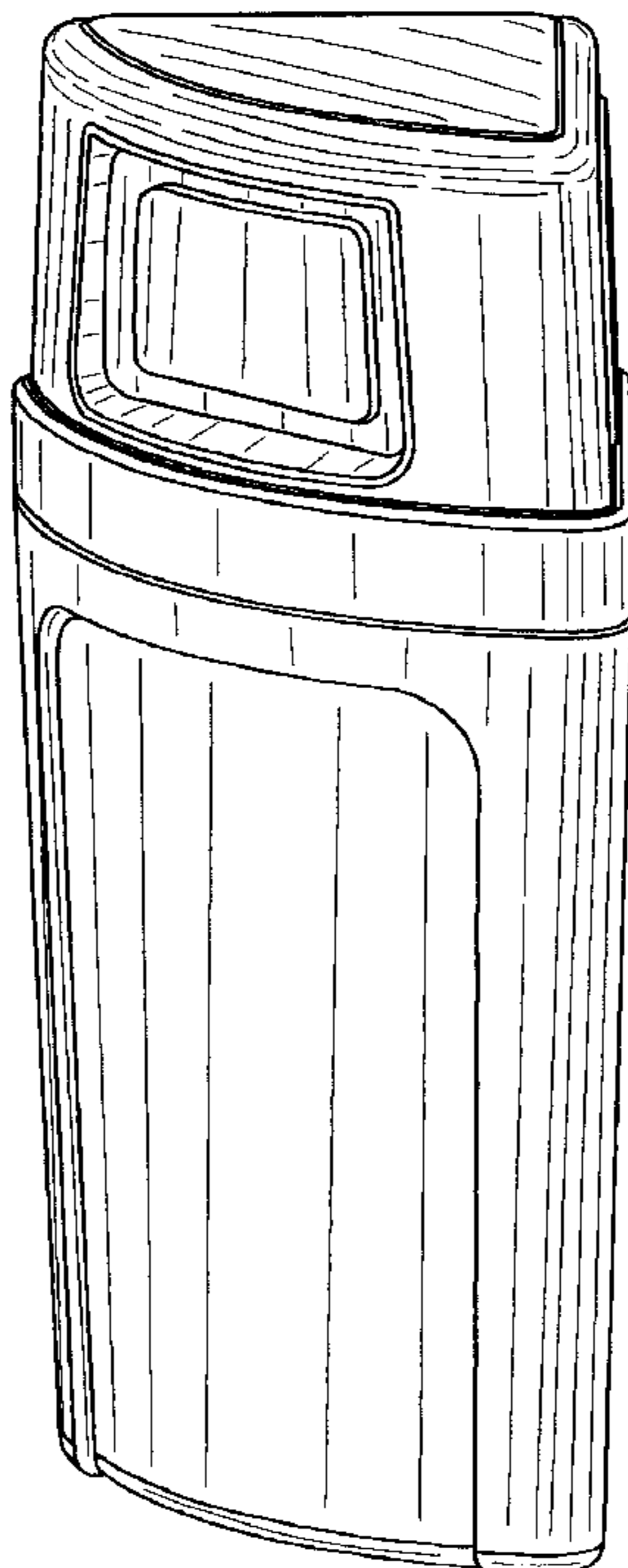
FIG. 3 is a right side elevational view of the corner waste container of FIG. 1, the left side elevational view being a mirror image thereof;

FIG. 4 is a rear elevational view of the corner waste container of FIG. 1; and,

FIG. 5 is a top plan view of the corner waste container of FIG. 1.

The bottom view is unornamental and forms no part of the claimed design.

1 Claim, 2 Drawing Sheets



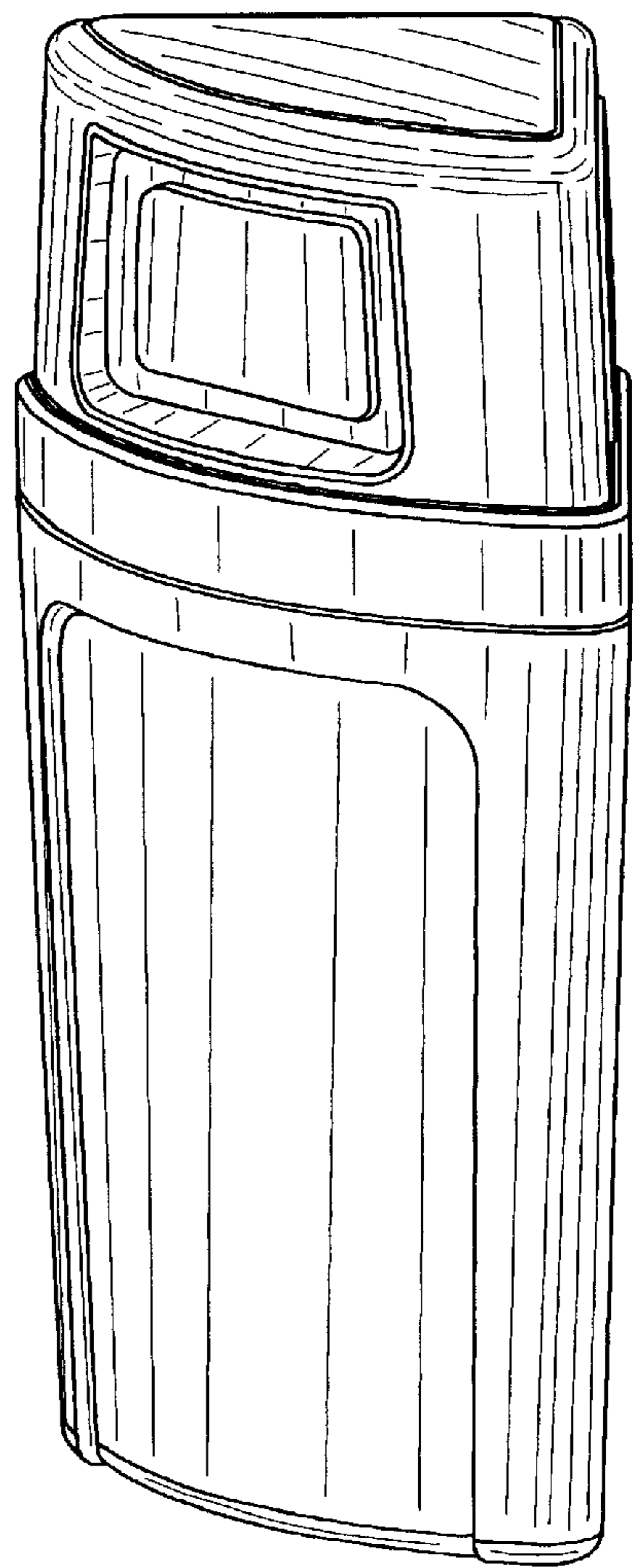


FIG. 1

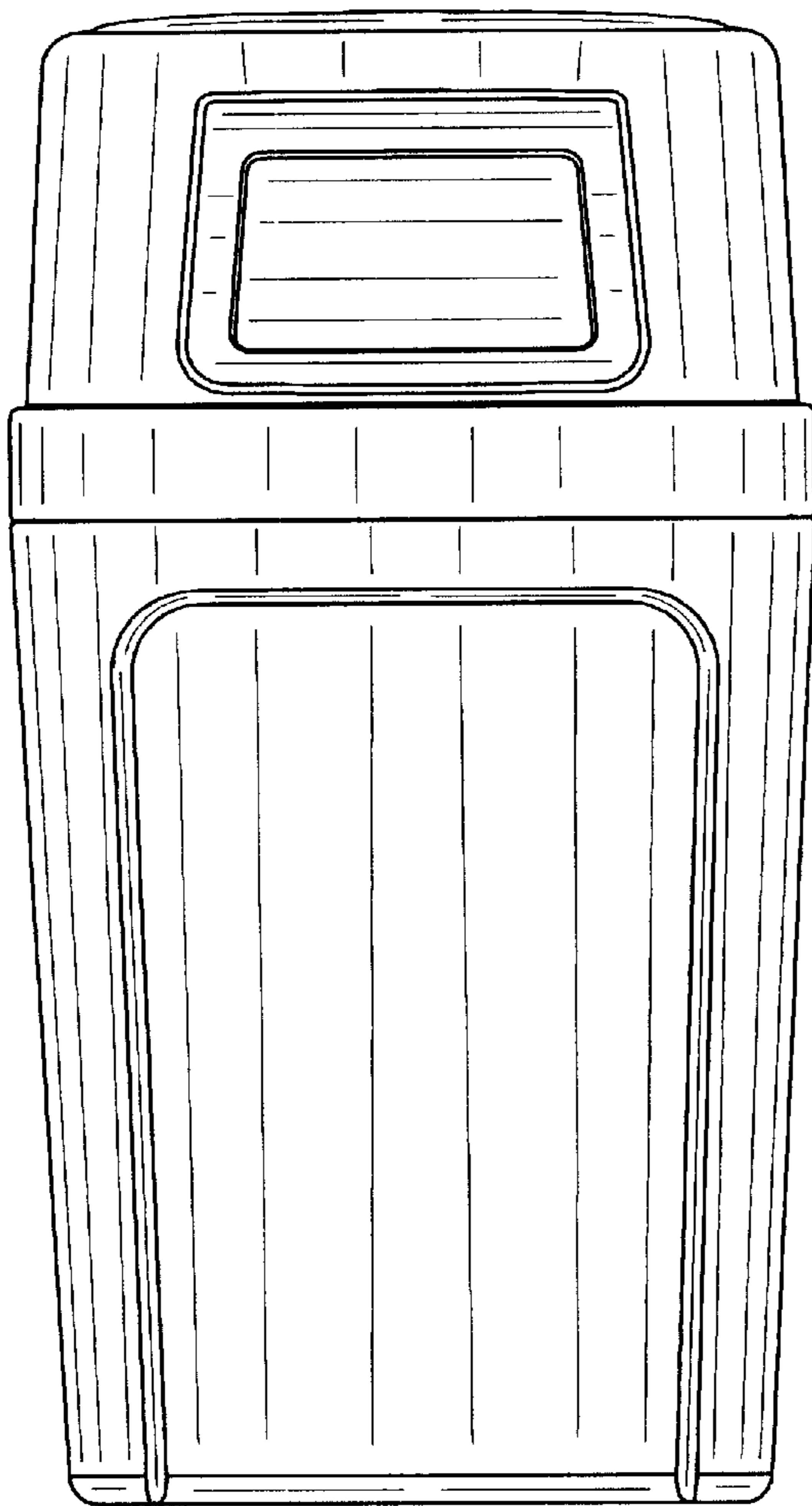


FIG. 2

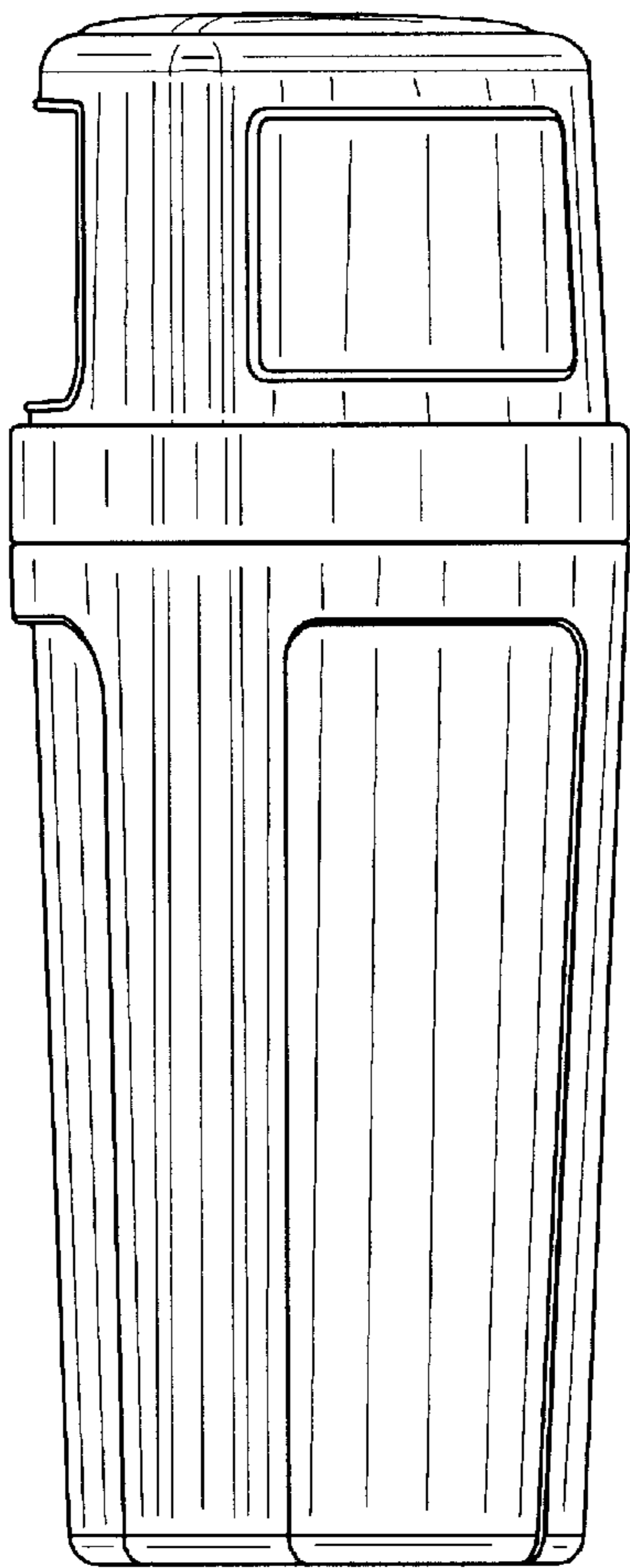


FIG. 3

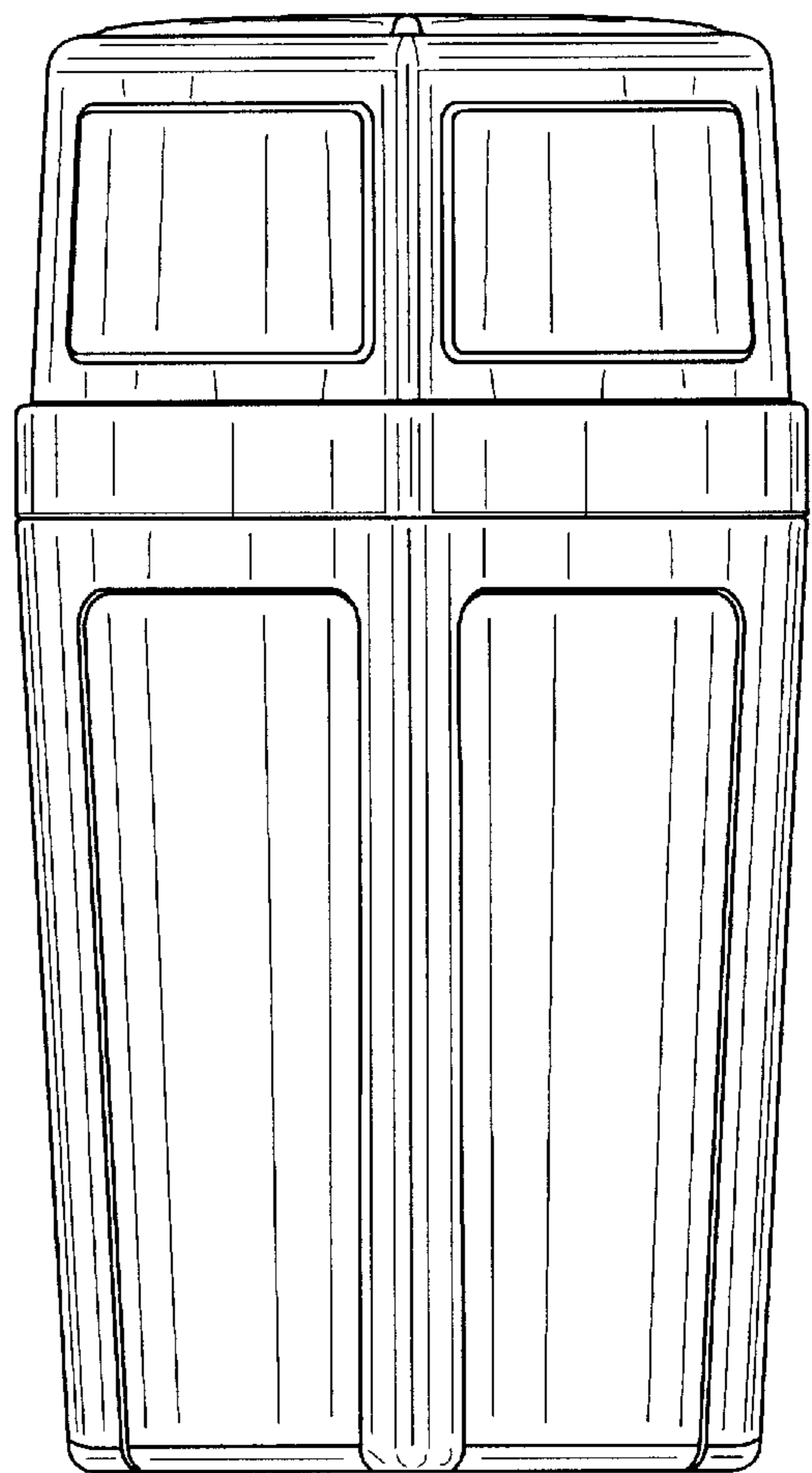


FIG. 4




FIG. 5