



US00D447282B1

(12) **United States Design Patent**
Yiu

(10) **Patent No.:** **US D447,282 S**

(45) **Date of Patent:** **** Aug. 28, 2001**

(54) **DEPILATORY DEVICE**
(75) Inventor: **Wai-Wah Yiu, East Cowloon (HK)**
(73) Assignee: **Emjoi, Inc., New York, NY (US)**
(**) Term: **14 Years**

5,196,021	3/1993	Kabla	606/131
5,197,969	* 3/1993	Visscher et al.	606/133
5,356,415	10/1994	Iwasaki et al.	606/133
5,797,925	8/1998	Heintke	606/133
5,810,843	9/1998	Iwasaki et al.	606/133
6,004,331	12/1999	Takeuchi et al.	606/133
6,123,713	9/2000	Yiu et al.	606/133

* cited by examiner

(21) Appl. No.: **29/134,805**
(22) Filed: **Dec. 29, 2000**

Primary Examiner—Ian Simmons
(74) *Attorney, Agent, or Firm*—Pennie & Edmonds LLP

(51) **LOC (7) Cl.** **28-03**
(52) **U.S. Cl.** **D28/44.1; D24/133**
(58) **Field of Search** **D24/133; D28/44.1,**
D28/49, 48; 606/133, 131; 452/82, 83,
84

(57) **CLAIM**

The ornamental design for a depilatory device, as shown and described.

DESCRIPTION

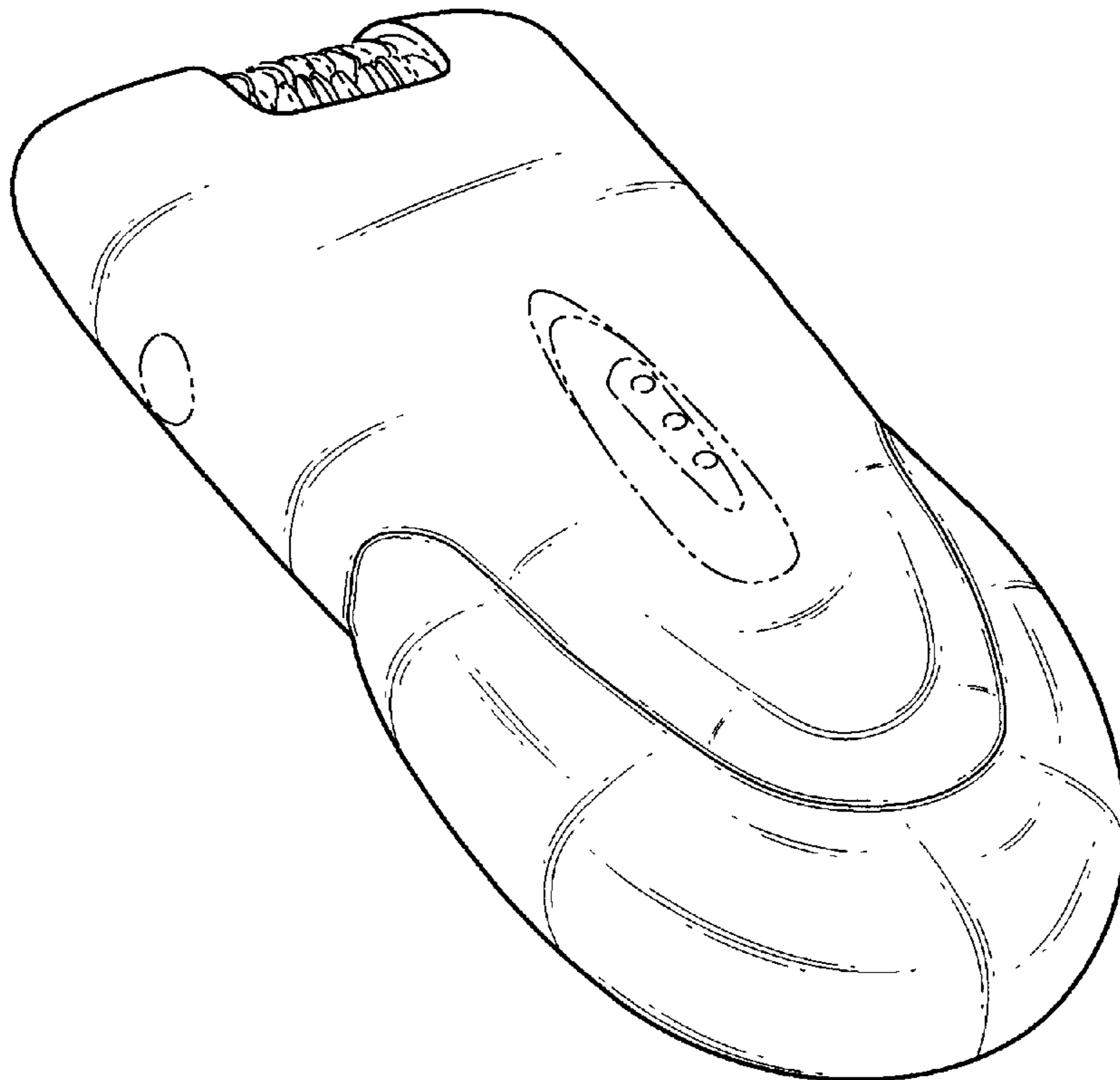
(56) **References Cited**

U.S. PATENT DOCUMENTS

D. 337,857	7/1993	Nakashima et al.	D28/49
D. 344,134	2/1994	Dingelstad et al.	D24/133
D. 369,436	4/1996	Barker	D28/53
D. 376,010	11/1996	Kip	D24/133
D. 376,425	12/1996	Kip	D24/133
D. 377,981	* 2/1997	Schneider	D28/44.1
D. 389,956	1/1998	Schulz	D28/49
D. 392,412	3/1998	Kip	D28/10
D. 423,720	4/2000	Nielsen et al.	D28/53
D. 425,199	5/2000	Muramatsu	D24/133
D. 438,341	* 2/2001	Schneider et al.	D28/44.1
4,825,867	5/1989	Gross et al.	128/355

FIG. 1 is a perspective view of a depilatory device showing our new design;
FIG. 2 is a perspective view thereof, the broken line showing is for illustrative purposes only and forms no part of the claimed design;
FIG. 3 is a front elevational view thereof;
FIG. 4 is a rear elevational view thereof;
FIG. 5 is a left side elevational view thereof;
FIG. 6 is a right side elevational view thereof;
FIG. 7 is a top plan view thereof; and,
FIG. 8 is a bottom plan view thereof.

1 Claim, 4 Drawing Sheets



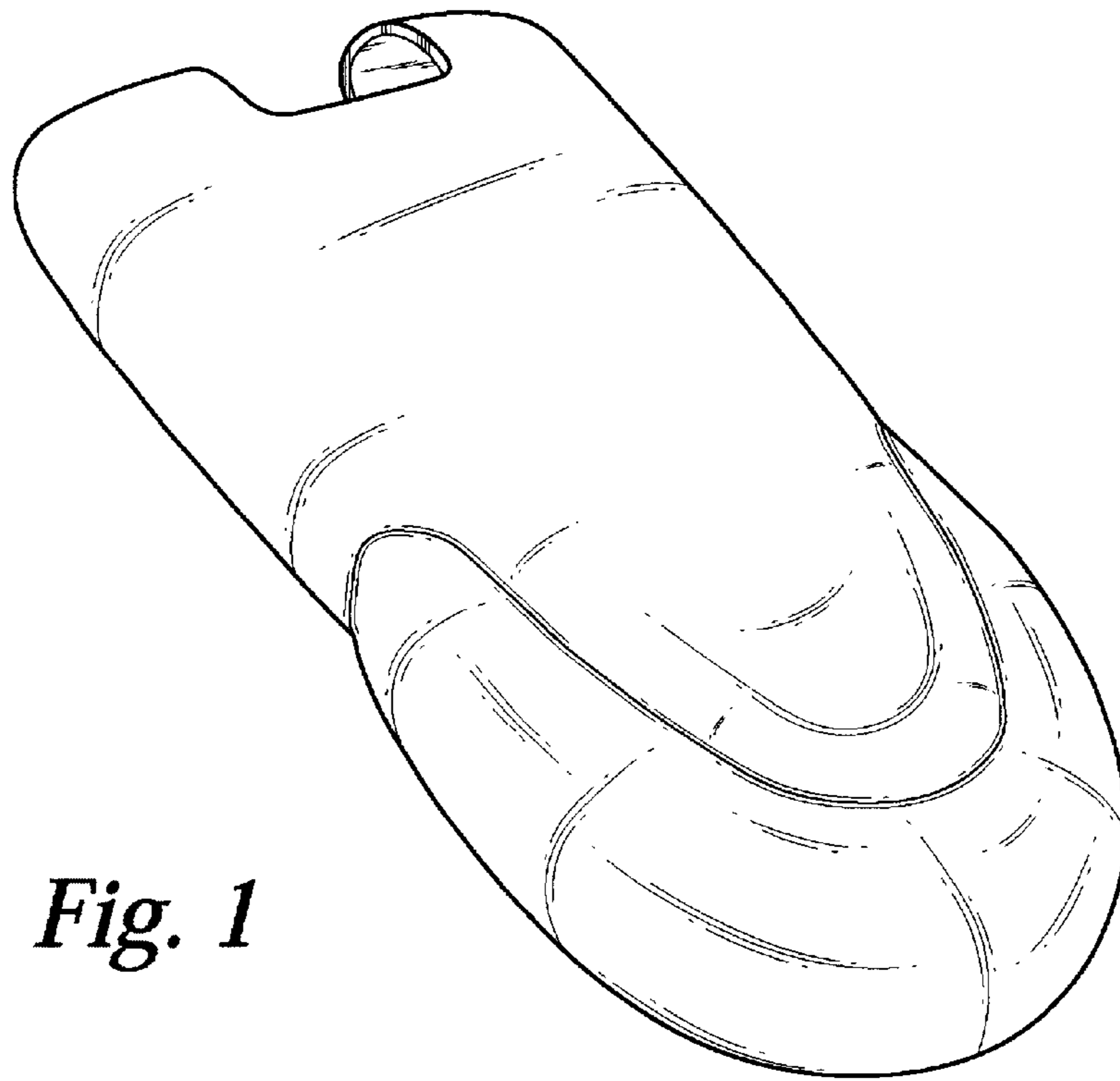


Fig. 1

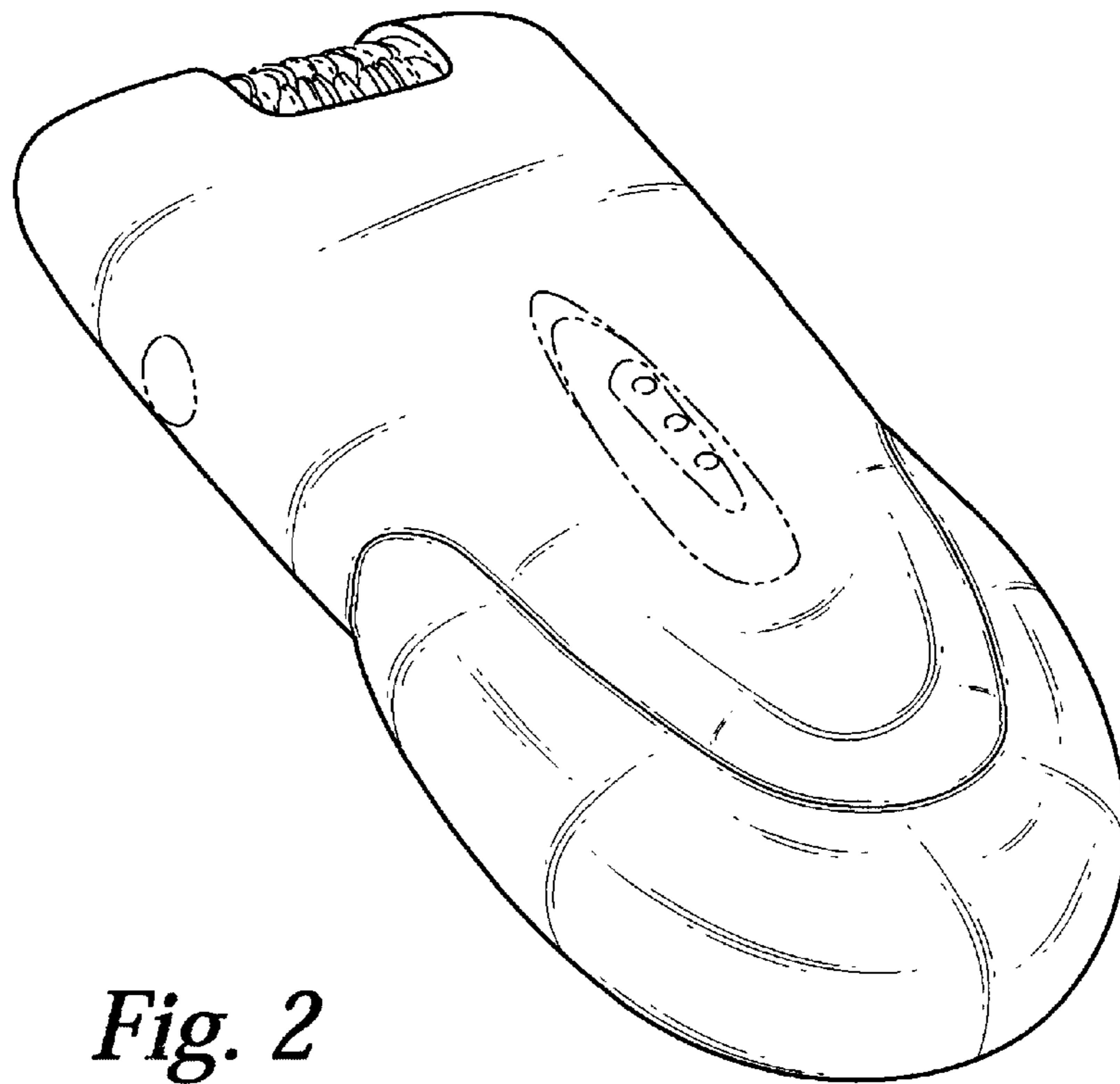


Fig. 2

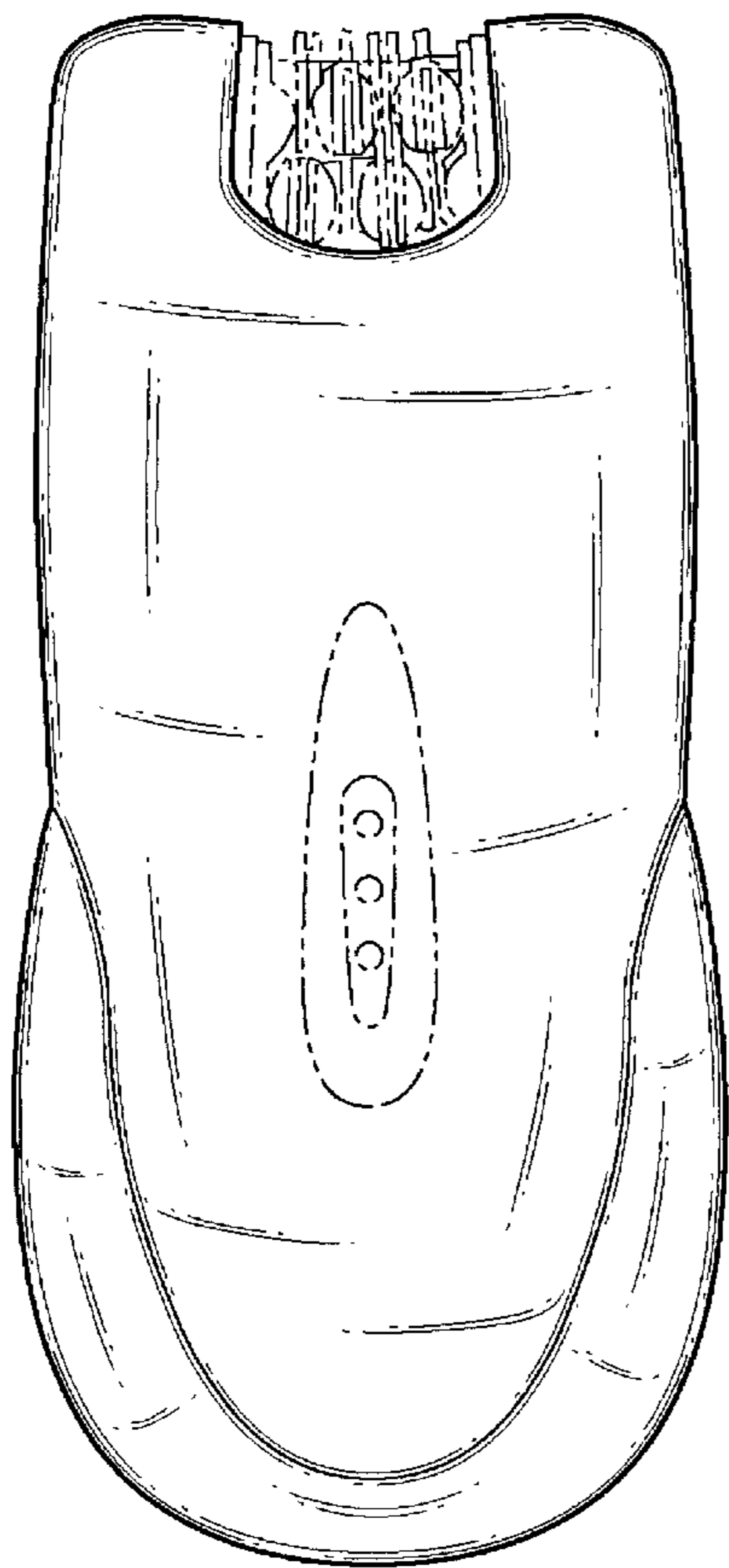


Fig. 3

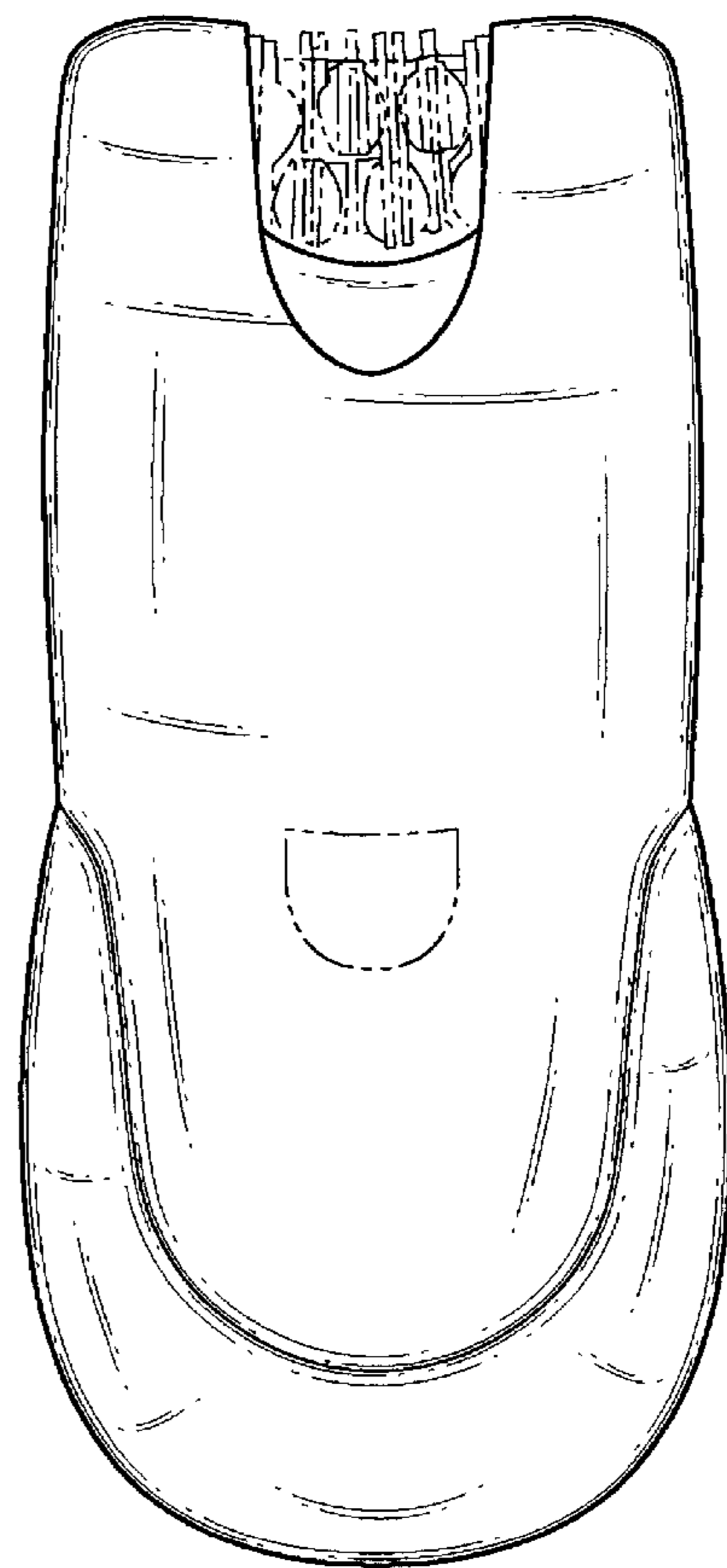


Fig. 4




Fig. 5




Fig. 6




Fig. 7




Fig. 8