



US00D447277B1

(12) **United States Design Patent**
Lion et al.

(10) **Patent No.:** **US D447,277 S**

(45) **Date of Patent:** **** Aug. 28, 2001**

(54) **CIGAR CUTTER**

(74) *Attorney, Agent, or Firm*—Kenyon & Kenyon

(75) Inventors: **Mathieu Lion**, Malakoff; **Lucas Bignon**, Suresnes, both of (FR)

(57) **CLAIM**

(73) Assignee: **Duotrade Trading, LDA**, Funchal-Madre (PT)

The ornamental design for a cigar cutter, as shown and described.

(**) Term: **14 Years**

DESCRIPTION

(21) Appl. No.: **29/101,389**

FIG. 1 is a side elevation view of a cigar cutter showing our new design in an closed position;

(22) Filed: **Mar. 3, 1999**

(51) **LOC (7) Cl.** **27-99**

FIG. 2 is a side elevation view thereof in a open position;

(52) **U.S. Cl.** **D27/195**

FIG. 3 is a front elevation view thereof;

(58) **Field of Search** D27/195; 30/109-113;
131/248

FIG. 4 is a rear elevation view thereof; and,

(56) **References Cited**

FIG. 5 is a top plan view thereof.

U.S. PATENT DOCUMENTS

The side of the cigar cutter opposite to the side view shown in FIGS. 1 and 2 is a mirror image of that side view shown. The bottom of the cigar cutter opposite to the top view shown in FIG. 5 is a mirror image to that top view shown except that the bottom is continuous (i.e., without gaps).

D. 410,109 * 5/1999 Van Keppel et al. D27/195

OTHER PUBLICATIONS

Antique Cigar Cutters and Lighters, 1996, p. 90.*

* cited by examiner

Primary Examiner—Susan J. Lucas
Assistant Examiner—Jennifer Rivard

1 Claim, 1 Drawing Sheet

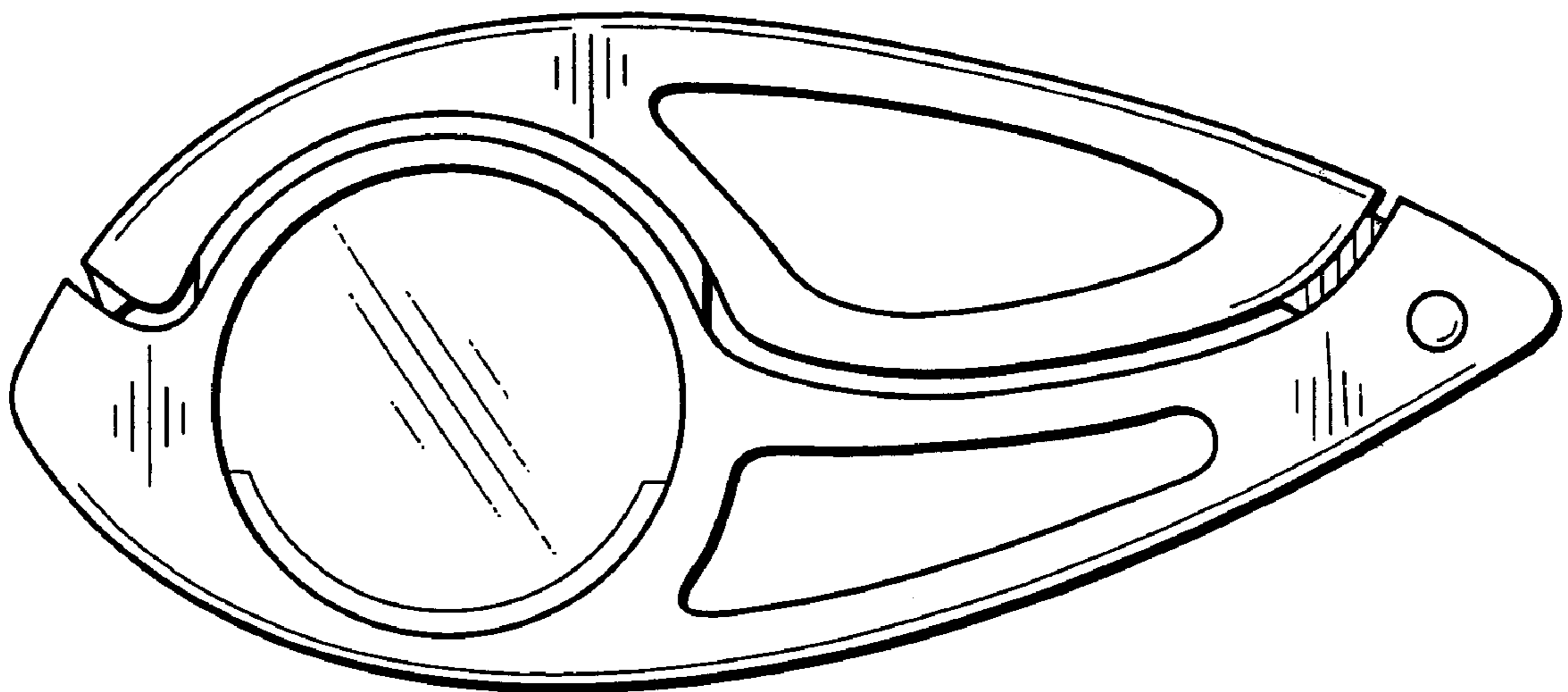


FIG. 1

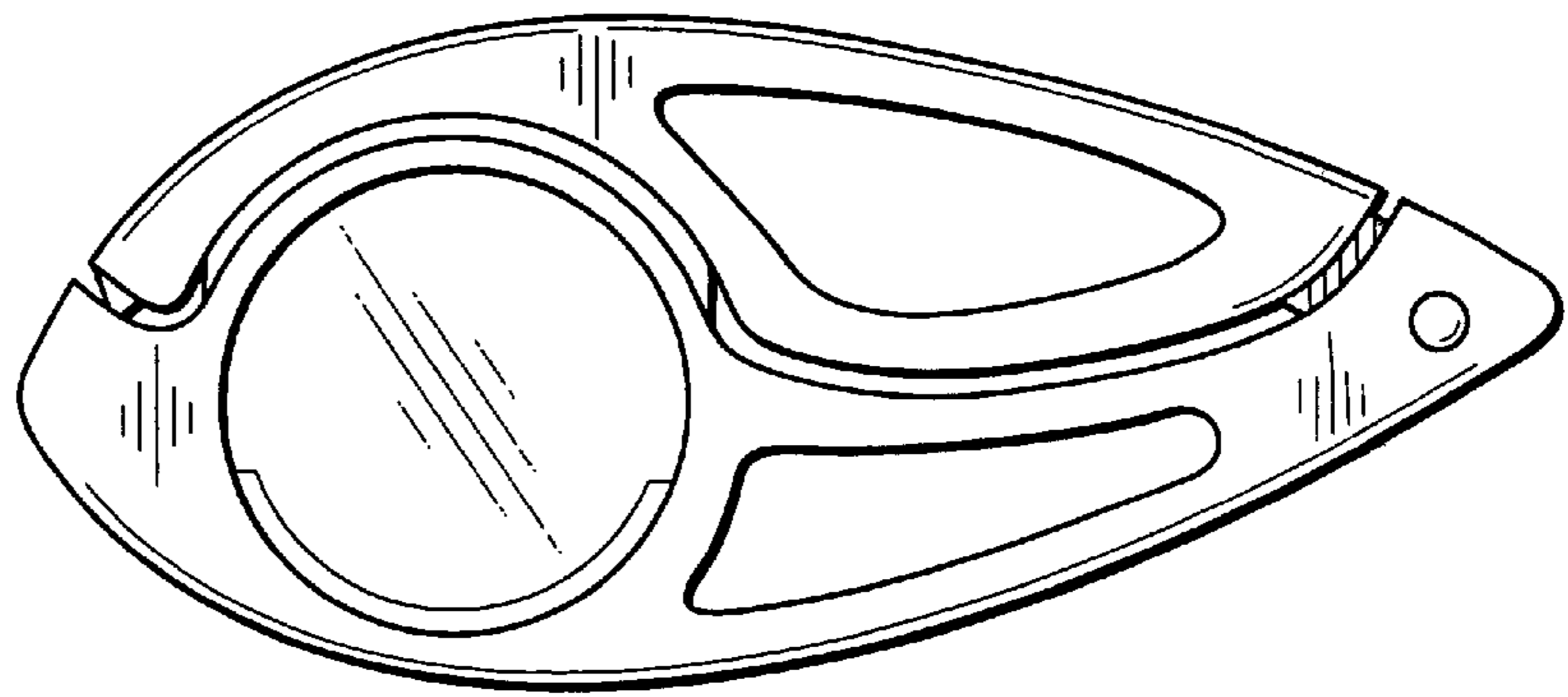


FIG. 2

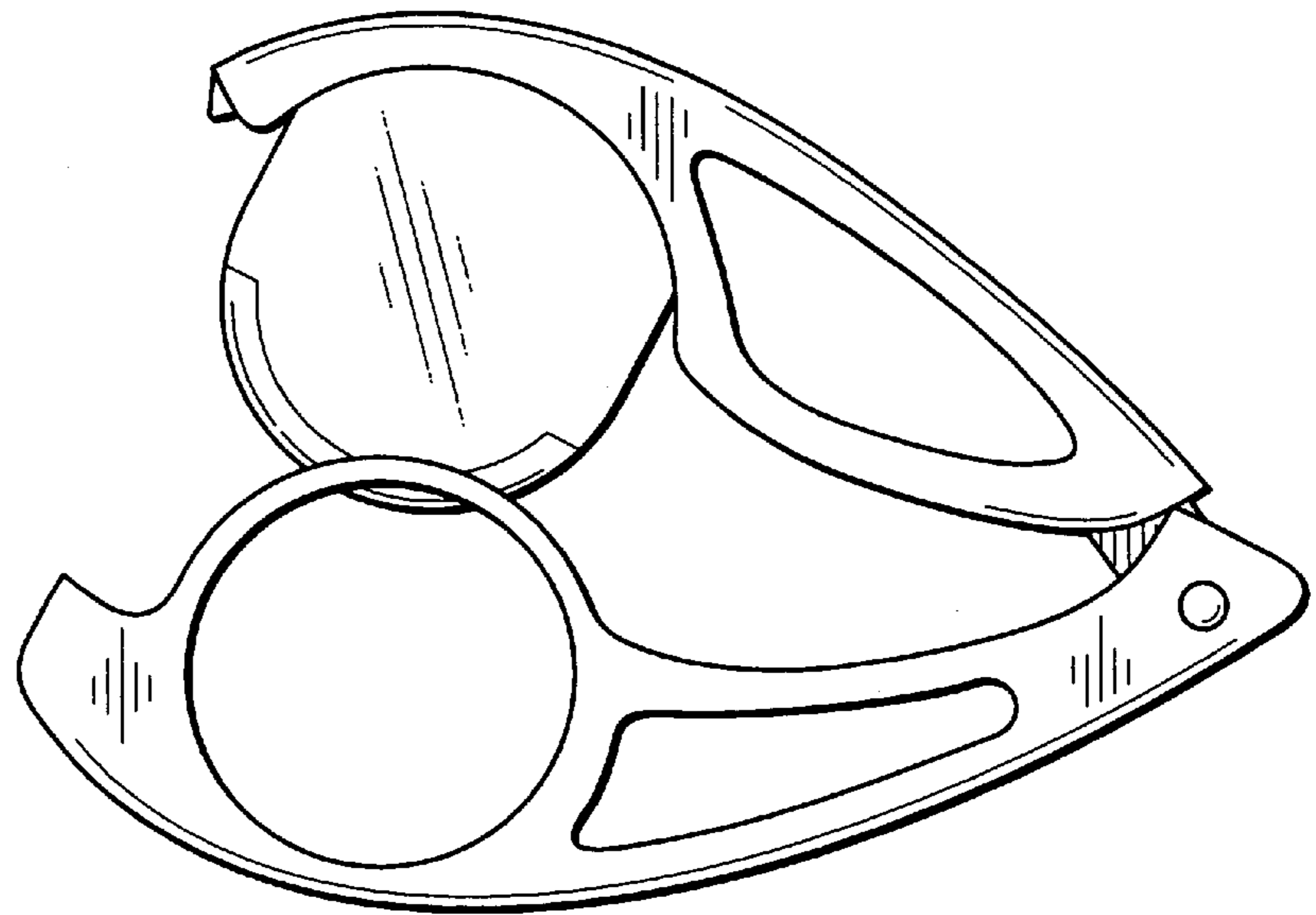


FIG. 3

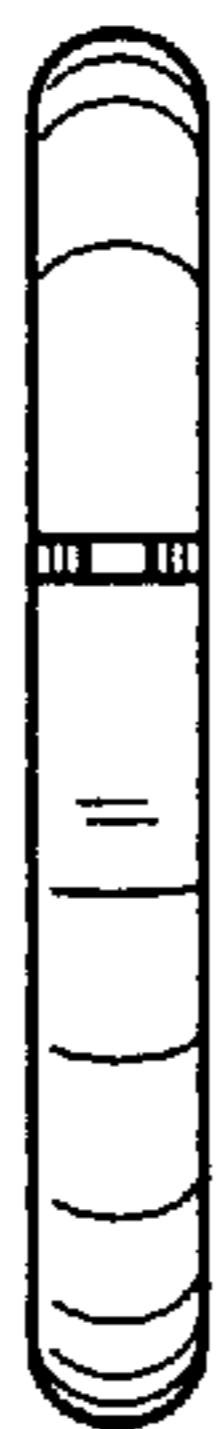


FIG. 4



FIG. 5

