



US00D447271B1

(12) **United States Design Patent**
Orozco

(10) **Patent No.:** **US D447,271 S**

(45) **Date of Patent:** **** Aug. 28, 2001**

(54) **LAMP**

(75) **Inventor:** **Sergio J. Orozco**, West New York, NJ (US)

(73) **Assignee:** **Quoizel, Inc.**, Goose Creek, SC (US)

(**) **Term:** **14 Years**

(21) **Appl. No.:** **29/126,781**

(22) **Filed:** **Jul. 24, 2000**

(51) **LOC (7) Cl.** **26-03**

(52) **U.S. Cl.** **D26/101**

(58) **Field of Search** D26/92-112, 142;
362/410-414, 806

(56) **References Cited**

U.S. PATENT DOCUMENTS

D. 437,966 * 2/2001 Hsu D26/110

OTHER PUBLICATIONS

Item No. 50-660 BAB, Catalog p. 56, Minoff by Kichler Catalog No. 799, 1999.

Item No. 8720 PB, Catalog p. 236, Murray Feiss catalog. No date.

Item No. 8724 PB, Catalog p. 237, Murray Feiss catalog. No date.

Speer Collectibles 1990 catalog, lamp base No. 695/66 on p. 80, lamp base No. 500/72 on p. 89, and lamp base No. 696/68 on p. 125.*

* cited by examiner

Primary Examiner—Alan P. Douglas

Assistant Examiner—Linda Brooks

(74) *Attorney, Agent, or Firm*—Nelson Mullins Riley & Scarborough

(57) **CLAIM**

The ornamental design for a lamp, as shown and described.

DESCRIPTION

FIG. 1 is a perspective view of a lamp embodying the design of the present invention.

FIG. 2 is a front side elevational view of the lamp illustrated in FIG. 1, the back side elevational view, left side elevational view and right side elevational view being identical thereto.

FIG. 3 is a top view of the lamp of FIG. 1; and,

FIG. 4 is a bottom view of the lamp of FIG. 1.

The lamp shade shown in broken lines does not form a part of the claimed design.

1 Claim, 4 Drawing Sheets

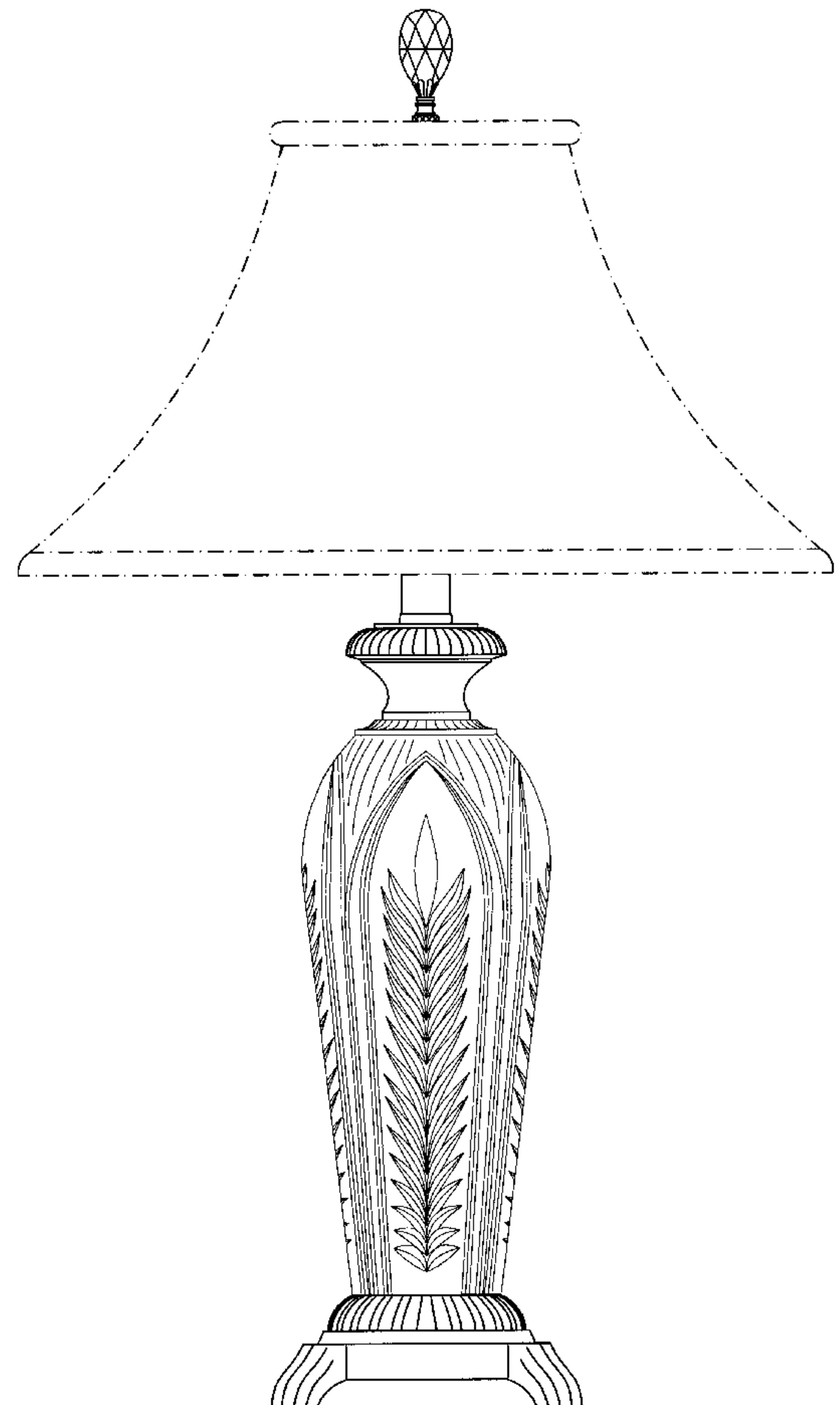


FIG. 1



FIG. 2

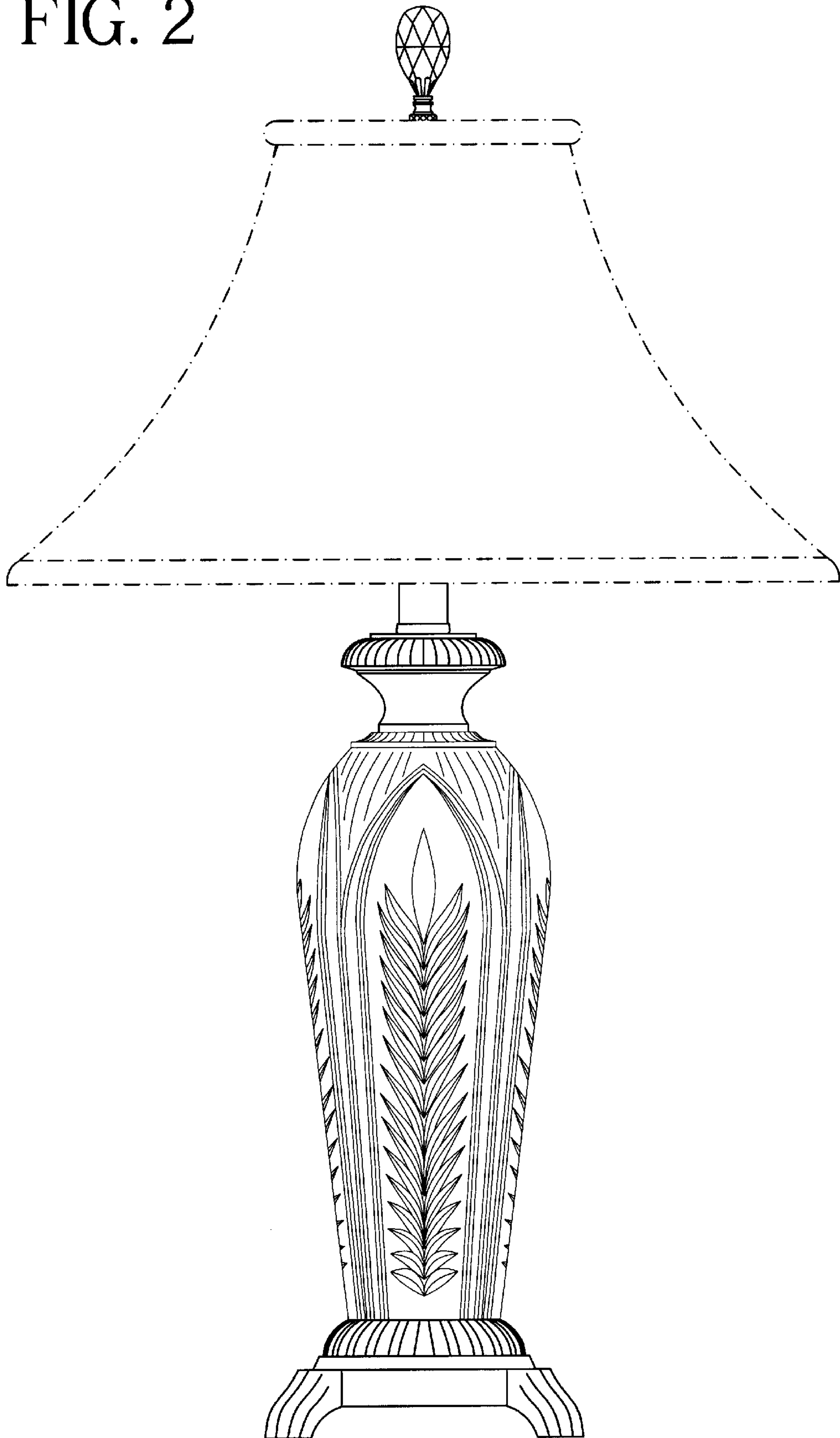


FIG. 3

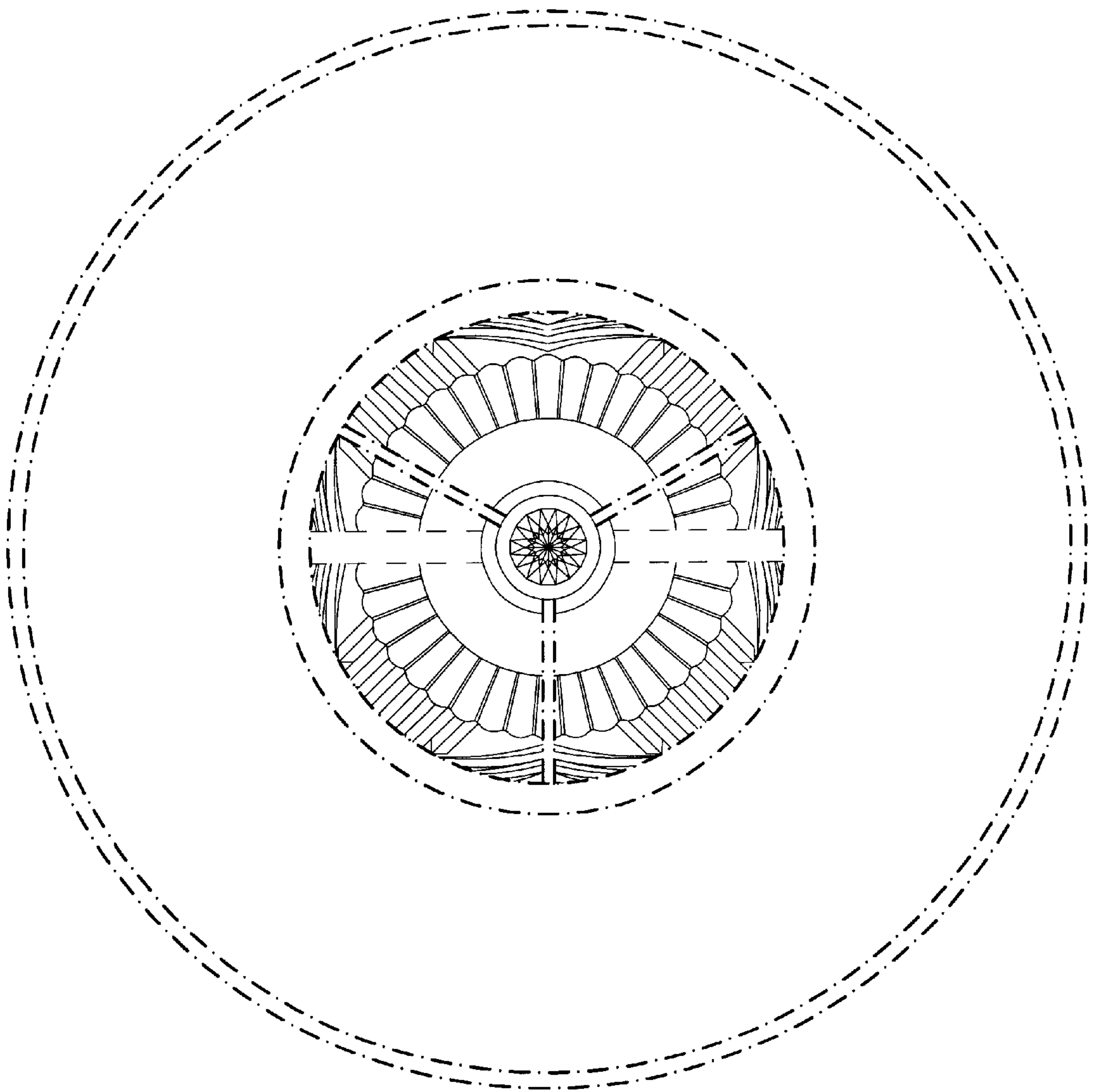


FIG. 4

