



US00D447263B1

(12) **United States Design Patent**
Hidalgo

(10) **Patent No.:** **US D447,263 S**

(45) **Date of Patent:** **** Aug. 28, 2001**

(54) **LAMP HOUSING**

(75) Inventor: **Rolando Hidalgo**, Orange, CA (US)

(73) Assignee: **Minka Lighting, Inc.**, Corona, CA (US)

(**) Term: **14 Years**

(21) Appl. No.: **29/115,913**

(22) Filed: **Dec. 22, 1999**

(51) **LOC (7) Cl.** **26-05**

(52) **U.S. Cl.** **D26/72**

(58) **Field of Search** D26/72-92, 68, D26/67; 362/147, 367, 368, 404-408, 432

(56) **References Cited**

PUBLICATIONS

Corbett lighting catalog, 1994, p. E2, wall lamp #5767.*
Home Lighting and Accessories, Mar. 1996, p. 41, wall lantern, center.*

Minka Lighting, Inc.; The Great Outdoors: Collection of Outdoor Lighting, Minka Lavery; Jan. 29, 1999; pp. 36,37, 40,41; ML99-2-ON; Minka Lighting, Inc.; U.S.A.

* cited by examiner

Primary Examiner—Susan J. Lucas

(74) *Attorney, Agent, or Firm*—Jenkins and Gilchrist, P.C.

(57) **CLAIM**

The ornamental design for the lamp housing, as shown and described.

DESCRIPTION

FIG. 1 is a top plan view of the lamp housing in accordance with the design;



FIG. 2 is a front side elevational view of the lamp housing in accordance with the design, the rear side, right side, and left side being substantially identical thereto;

FIG. 3 is a side elevational view of the lamp housing in accordance with the design, the view being aligned with the intersection of the front side and the left side, the view of the intersection of the remaining sides being substantially identical thereto; and,

FIG. 4 is a bottom plan view of the lamp housing in accordance with the design.

The broken lines show the environment in which the article is used and are not considered part of the design claimed.

1 Claim, 1 Drawing Sheet






Fig.1




Fig.3




Fig.2




Fig.4