



US00D447250B1

(12) **United States Design Patent**
Dionne et al.

(10) **Patent No.:** **US D447,250 S**

(45) **Date of Patent:** **** Aug. 28, 2001**

(54) **STREET BOLLARD**

(75) Inventors: **Michel Dionne**, New York, NY (US);
Keith Orlesky, Maplewood; **Alexander Cooper**, Englewood, both of NJ (US)

(73) Assignee: **Alliance for Downtown New York, Inc.**, New York, NY (US)

(**) Term: **14 Years**

(21) Appl. No.: **29/135,164**

(22) Filed: **Jan. 5, 2001**

(51) **LOC (7) Cl.** **25-01**

(52) **U.S. Cl.** **D25/126**

(58) **Field of Search** D25/126; 114/121-126,
114/230, 293; 256/22, 34, 35, 59, DIG. 5,
47; D26/67-71; 404/6

(56) **References Cited**

U.S. PATENT DOCUMENTS

- D. 263,454 3/1982 Leung .
- D. 290,410 6/1987 Haggard .
- D. 316,452 4/1991 Kira .
- D. 316,459 4/1991 Kira .
- D. 316,758 5/1991 Kira .
- D. 317,661 6/1991 Kira .
- D. 318,136 7/1991 Kira .
- D. 324,920 3/1992 Miller et al. .
- D. 336,346 6/1993 Miller et al. .
- D. 362,200 9/1995 Harris .
- D. 372,320 7/1996 Brady .
- D. 393,089 3/1998 Metchear, III .
- D. 398,412 9/1998 Metchear, III .

- D. 400,278 10/1998 Binsukor .
- D. 410,553 6/1999 Compton .
- D. 416,853 11/1999 Aitken .
- D. 425,173 5/2000 Landefeld .
- D. 426,013 5/2000 Landefeld .
- 4,999,749 3/1991 Dormand .
- 5,597,262 * 1/1997 Beavers et al. 404/6

* cited by examiner

Primary Examiner—Doris Clark

(74) *Attorney, Agent, or Firm*—Milbank, Tweed Hadley & McCloy LLP

(57) **CLAIM**

The ornamental design for a street bollard, as shown and described.

DESCRIPTION

FIG. 1 is a perspective view of a street bollard showing our new design;

FIG. 2 is a top plan view thereof;

FIG. 3 is a left side elevation view thereof;

FIG. 4 is a rear elevation view thereof;

FIG. 5 is a front elevation view thereof;

FIG. 6 is a cross-sectional view thereof, as indicated in the section line 6—6 in FIG. 3;

FIG. 7 is a cross-sectional view thereof, as indicated in the section line 7—7 in FIG. 3; and,

FIG. 8 is a cross-sectional view thereof, as indicated in the section line 8—8 in FIG. 3.

The right side elevation view is a mirror image of the left side elevation view in FIG. 3, and the bottom of the street bollard forms no part of the claimed design.

1 Claim, 2 Drawing Sheets



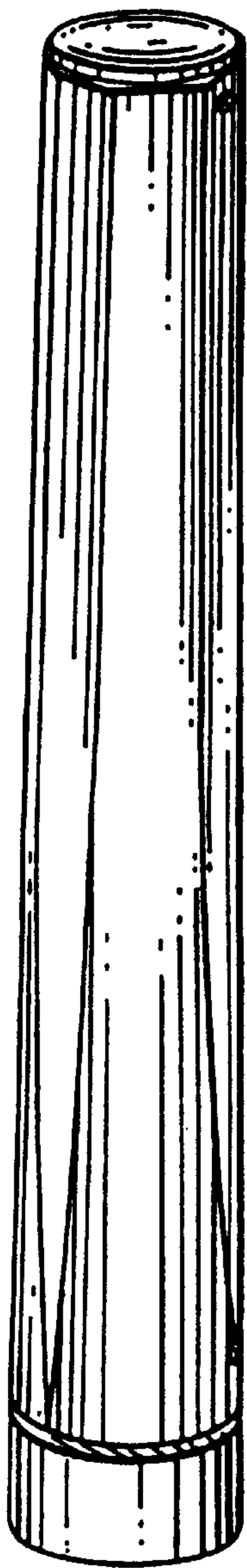


FIG. 1

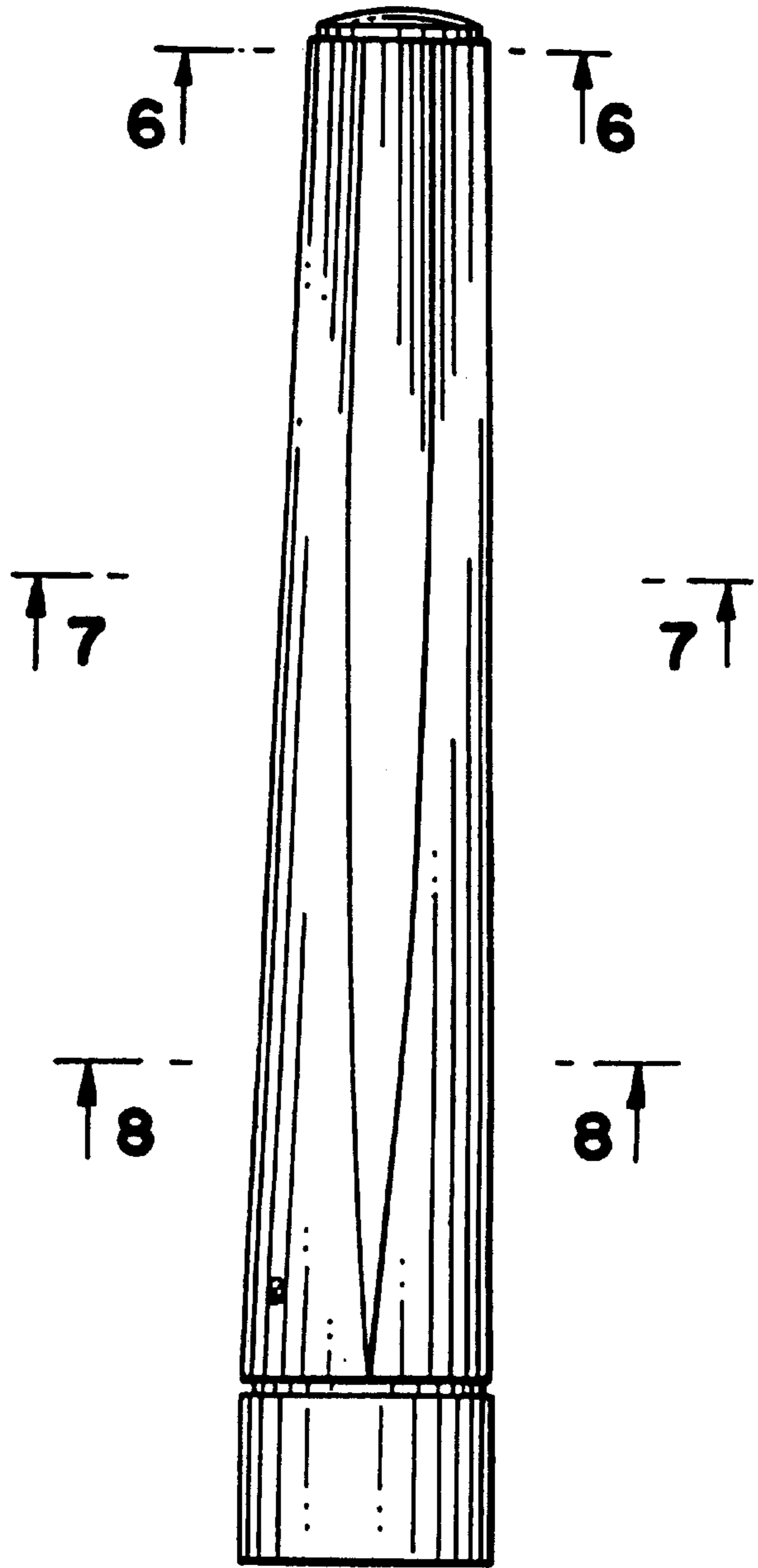


FIG. 3

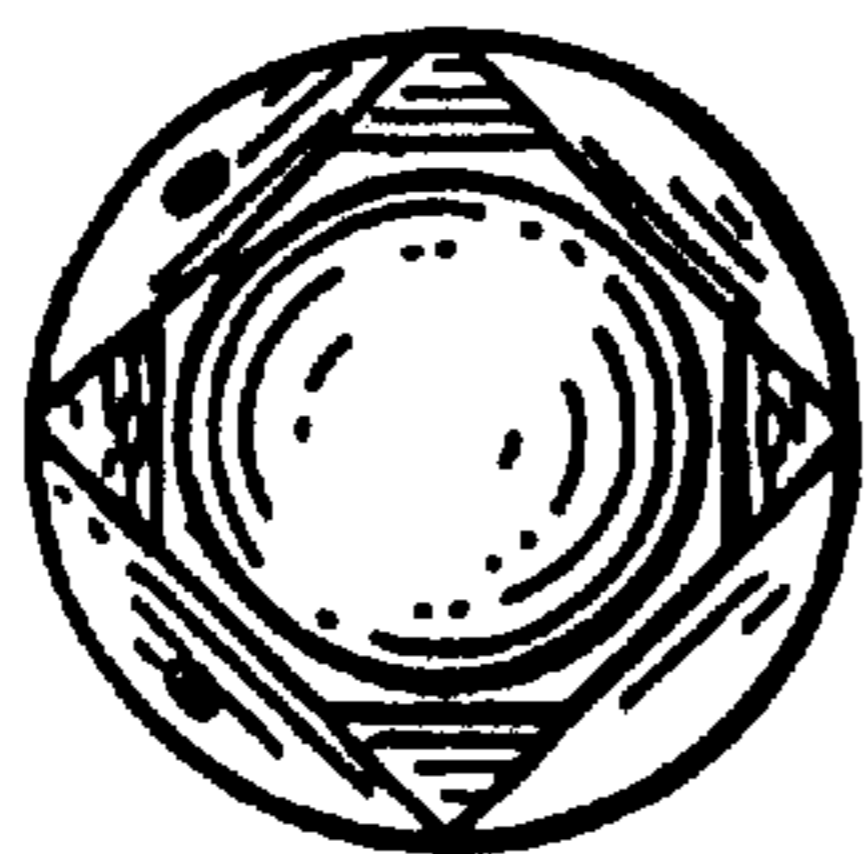


FIG. 2

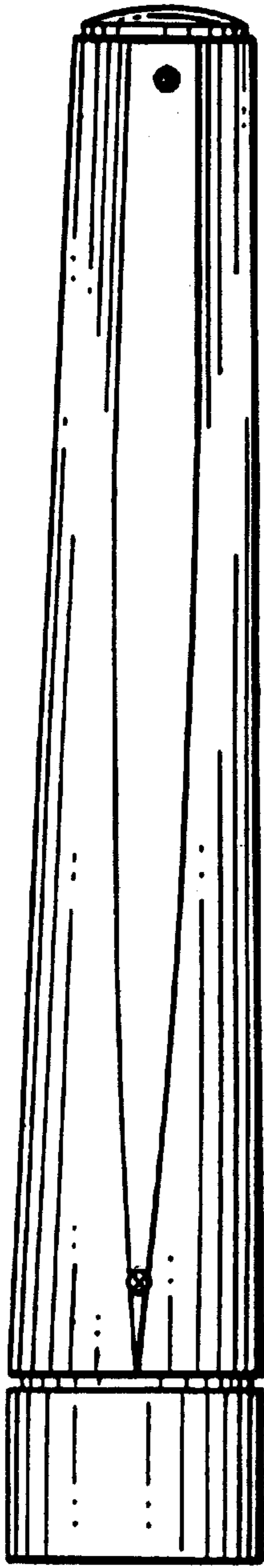


FIG. 4

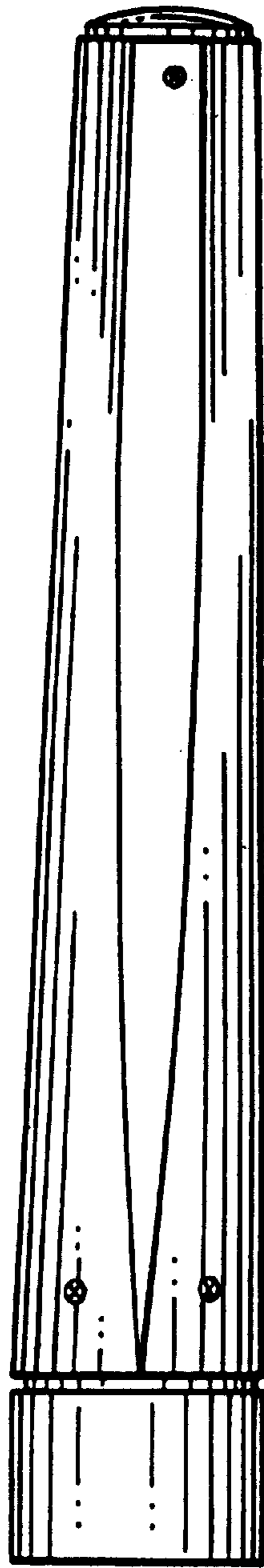


FIG. 5

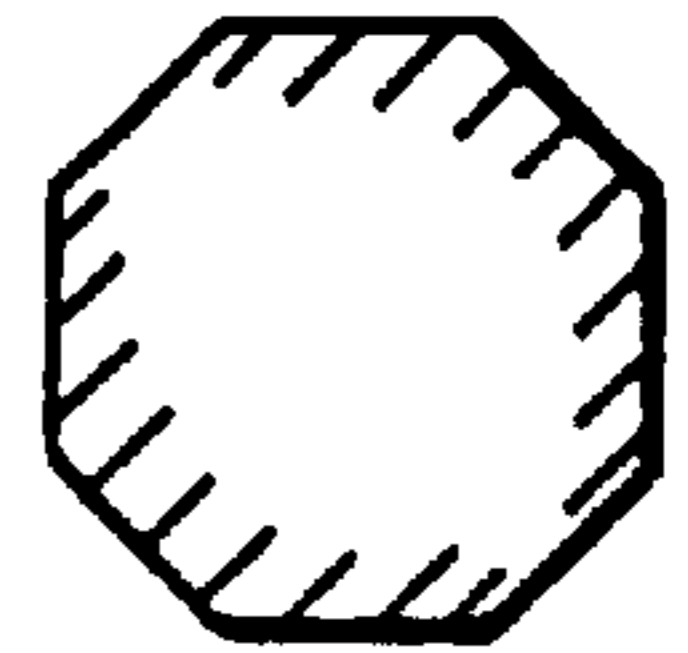


FIG. 6

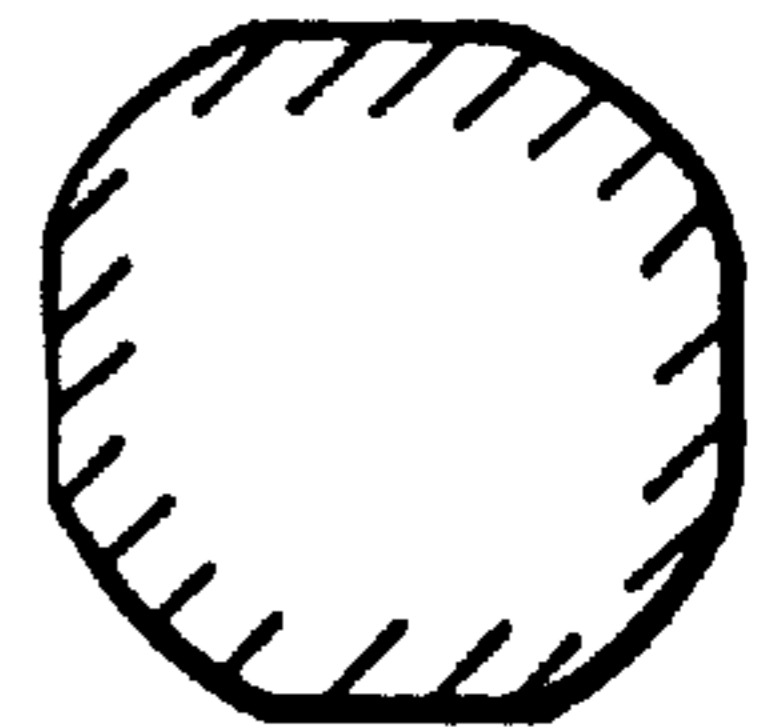


FIG. 7

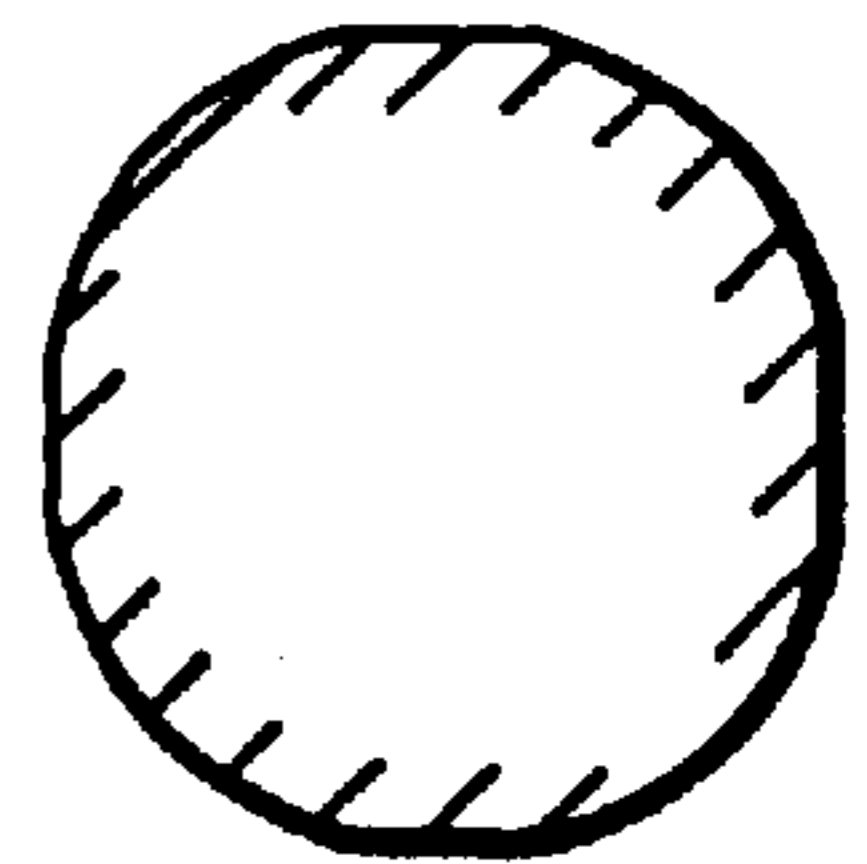


FIG. 8