



US00D447238B1

(12) **United States Design Patent**  
**Tang**

(10) **Patent No.:** **US D447,238 S**

(45) **Date of Patent:** **\*\* Aug. 28, 2001**

(54) **TONGUE SCRAPING TOOL**

(76) **Inventor:** **Brian Tang**, 2301 Alcalde St., Santa Clara, CA (US) 95054

(\*\*) **Term:** **14 Years**

(21) **Appl. No.:** **29/123,631**

(22) **Filed:** **May 18, 2000**

(51) **LOC (7) Cl.** ..... **24-02**

(52) **U.S. Cl.** ..... **D24/147; D4/110**

(58) **Field of Search** ..... D24/147, 146, D24/149; D4/110, 136; 606/161

(56) **References Cited**

**U.S. PATENT DOCUMENTS**

D. 73,245	*	8/1927	Straehly	.....	D4/110
D. 99,352		4/1936	Grapp	.	
D. 265,527	*	7/1982	Macaluso	.....	D4/110
D. 267,508		1/1983	Gupta	.	
D. 377,417	*	1/1997	Gupta	.....	D24/149
D. 392,386		3/1998	Nguyen	.	
D. 394,705		5/1998	Gupta	.	
D. 397,219		8/1998	Rangel et al.	.	
D. 405,272	*	2/1999	Khalaj et al.	.....	D24/147
D. 406,891		3/1999	Smith	.	
D. 422,360		4/2000	Young	.	
1,811,775	*	6/1931	Barkwill	.....	D24/147
2,218,072		10/1940	Runnels	.	
2,543,999		3/1951	Voss	.	
2,583,750		1/1952	Runnels	.	
3,100,309	*	8/1963	Gambino	.....	D4/110

5,226,197	7/1993	Nack et al.	.
5,407,358	4/1995	Gruber	.
5,613,262	*	3/1997	Choy-Maldonado ..... 606/161
5,735,864	4/1998	Heisinger, Jr.	.
5,766,193	6/1998	Millner	.
5,779,654	7/1998	Foley et al.	.
5,792,159	8/1998	Amin	.
5,810,856	9/1998	Tveras	.
5,984,935	11/1999	Welt et al.	.
6,015,293	1/2000	Rimkus	.
6,032,315	3/2000	Liebel	.

\* cited by examiner

*Primary Examiner*—Ian Simmons

(74) *Attorney, Agent, or Firm*—Pennie & Edmonds LLP

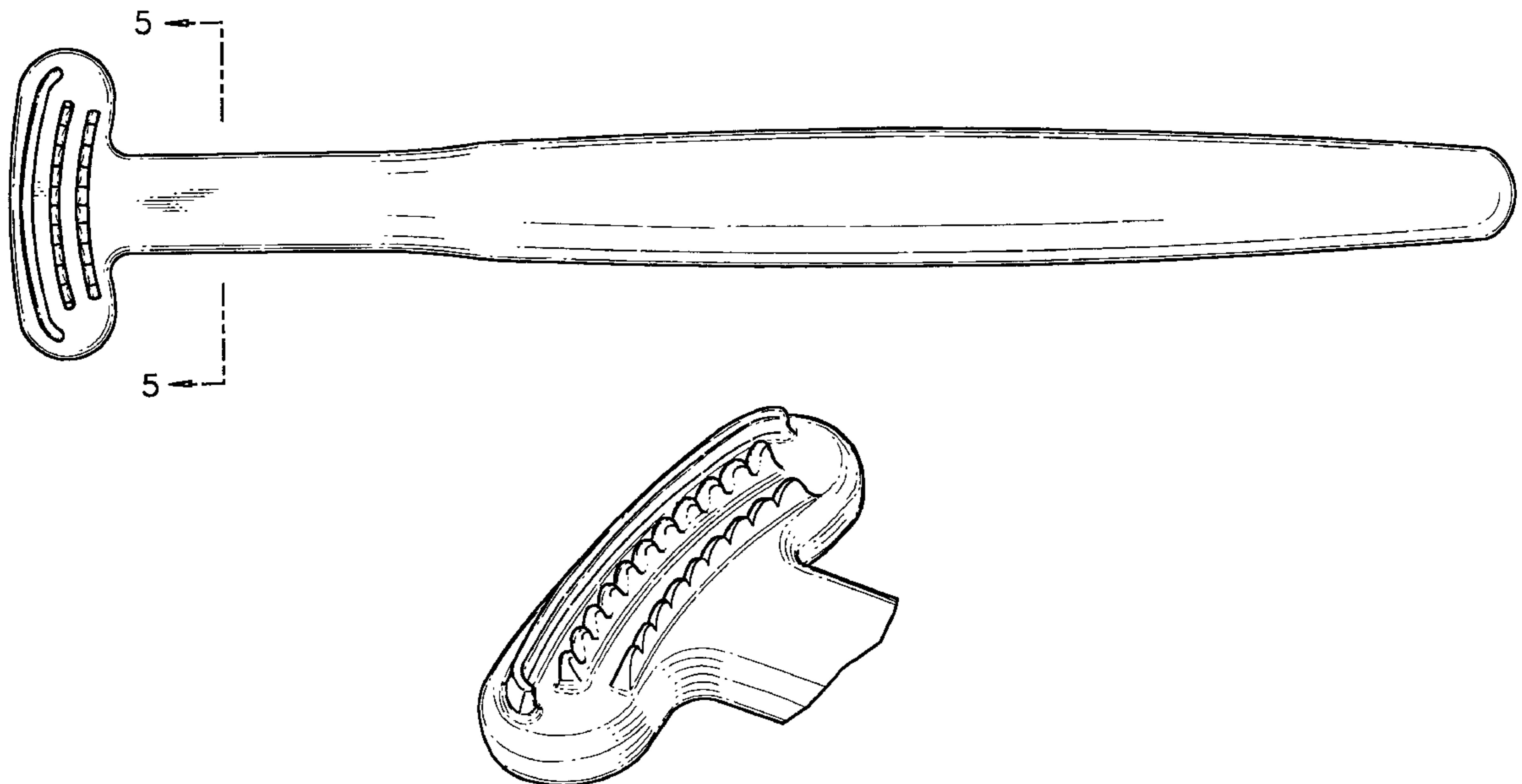
(57) **CLAIM**

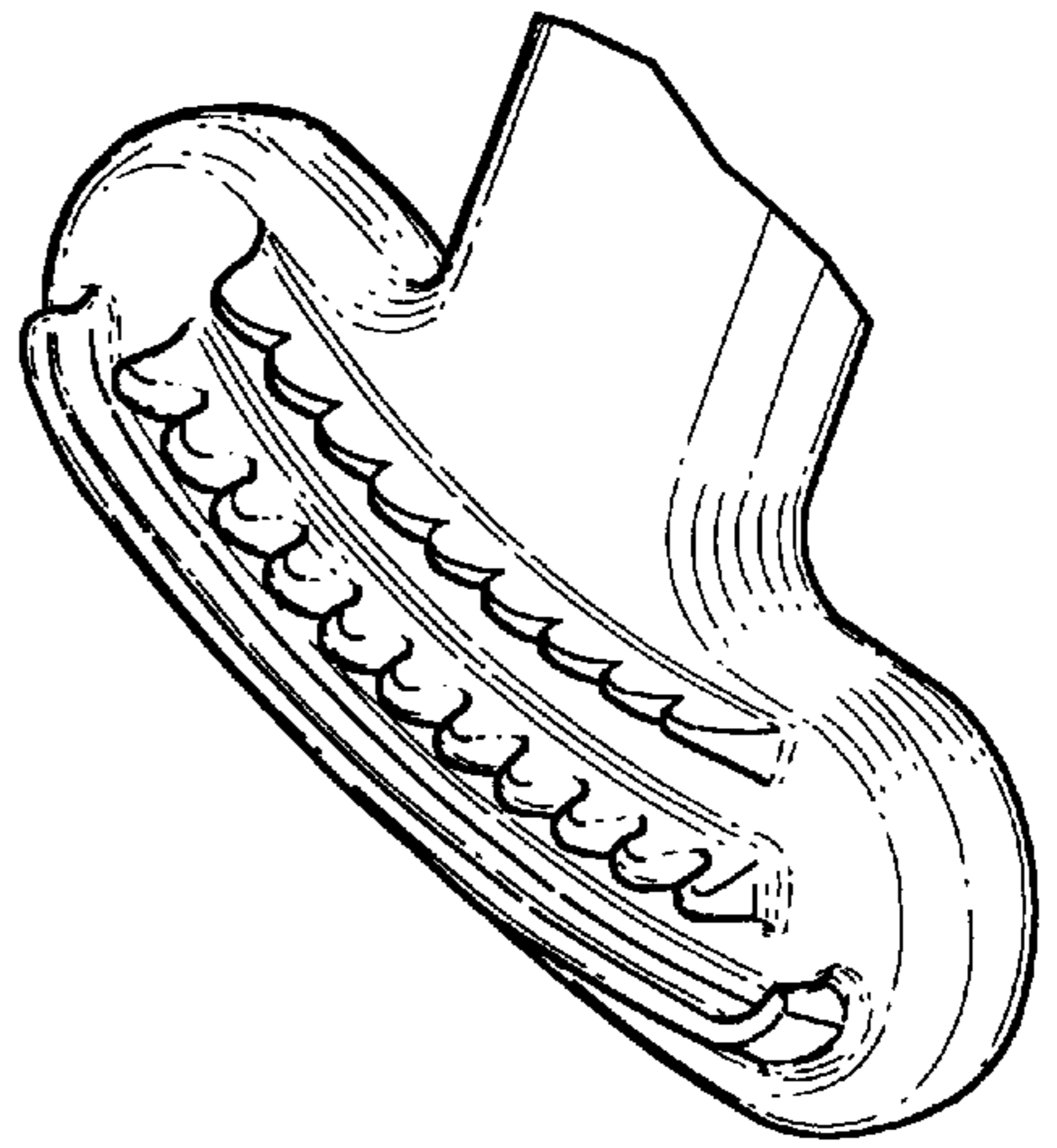
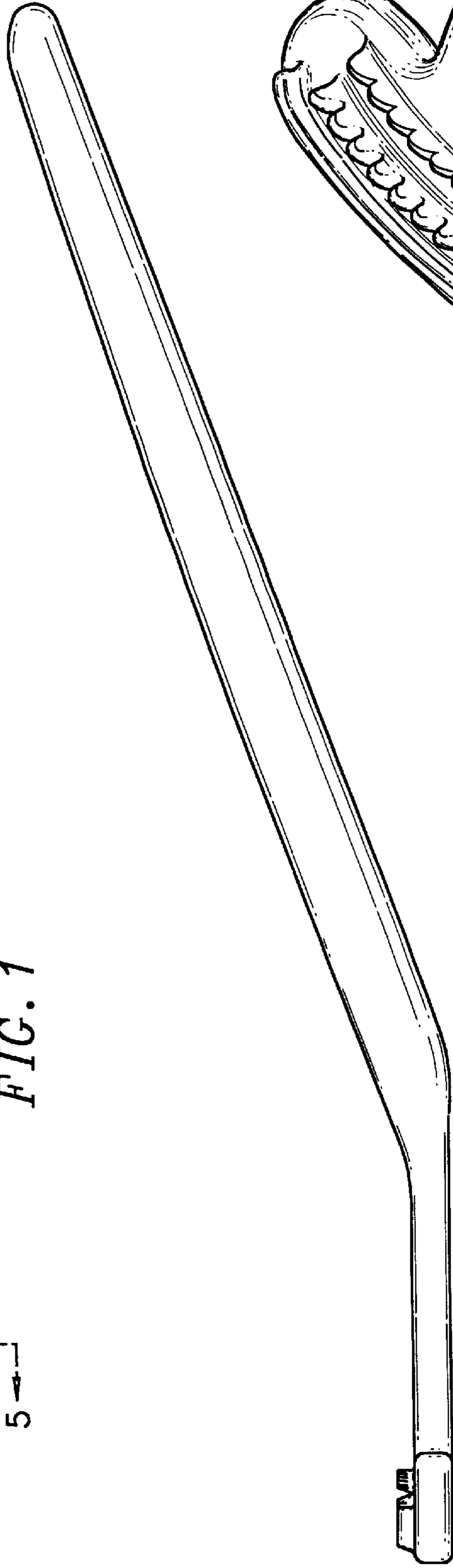
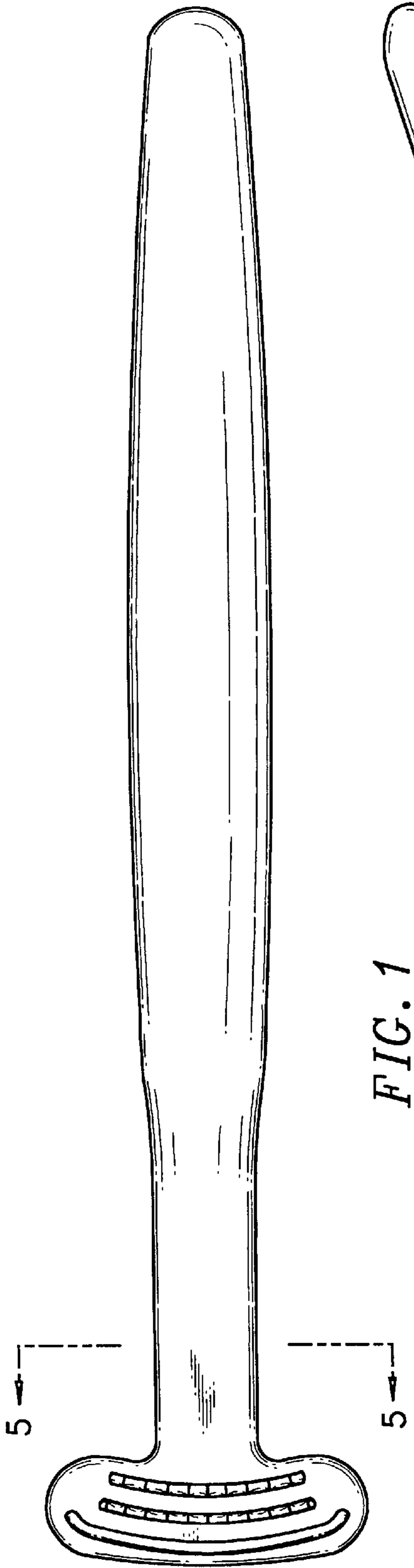
The ornamental design for a tongue scraping tool, as shown and described.

**DESCRIPTION**

FIG. 1 is a Top plan view of a tongue scraping tool showing my new design;  
 FIG. 2 is a side elevational view thereof, the opposite side elevational view being a mirror image thereto;  
 FIG. 3 is an enlarged perspective view of the head portion of the tongue scraping tool;  
 FIG. 4 is an end elevational view thereof;  
 FIG. 5 is a cross-sectional view thereof taken along the line 5—5 of FIG. 1; and,  
 FIG. 6 is a bottom plan view thereof.

**1 Claim, 2 Drawing Sheets**





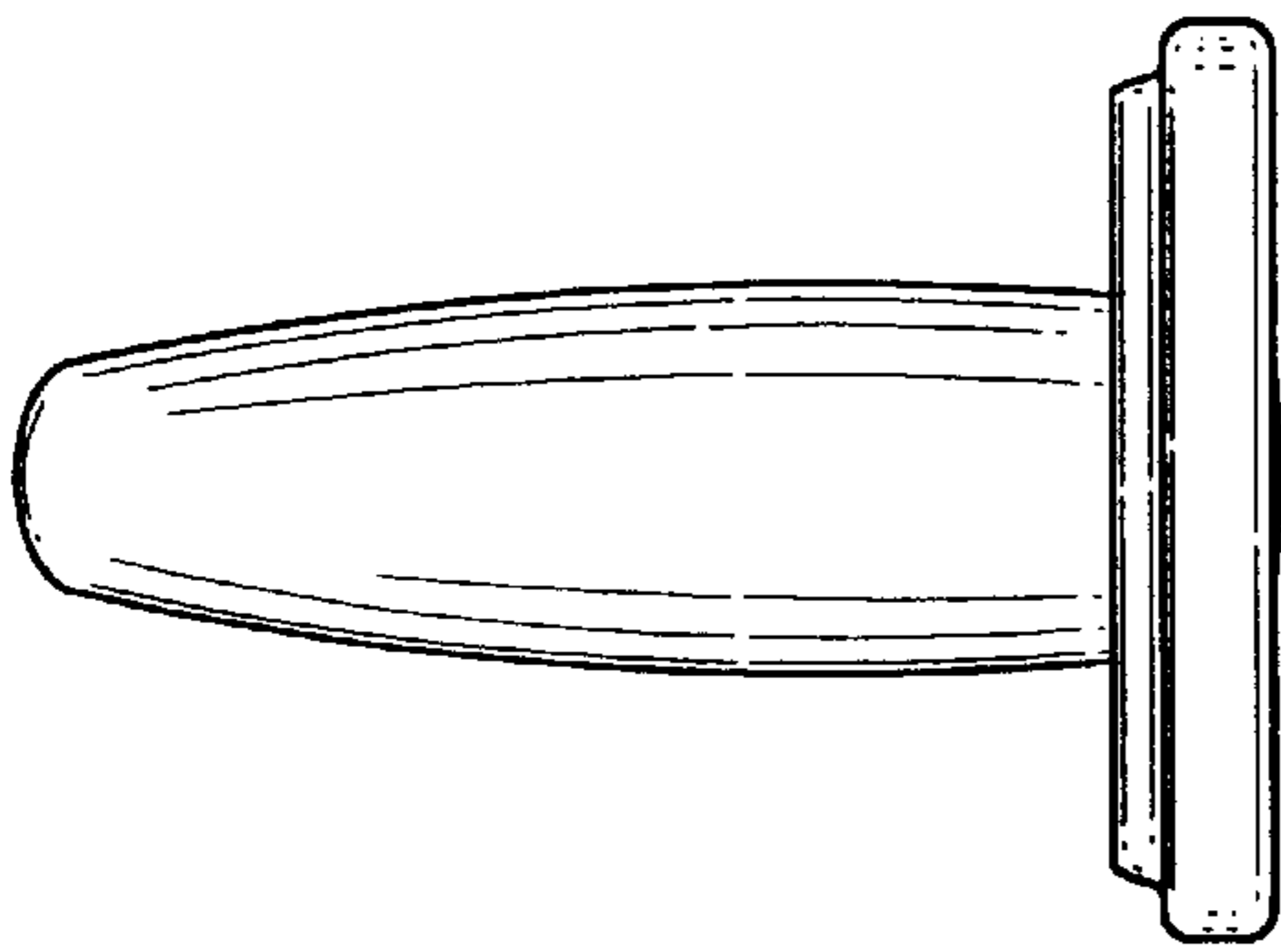


FIG. 4

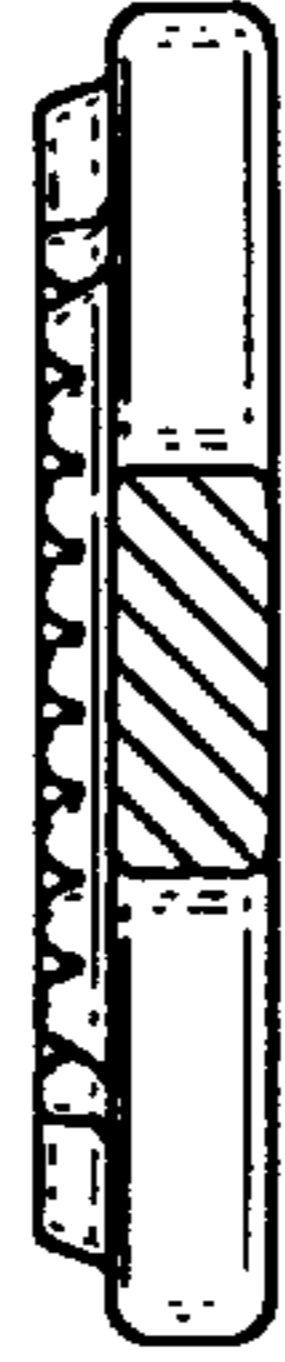


FIG. 5

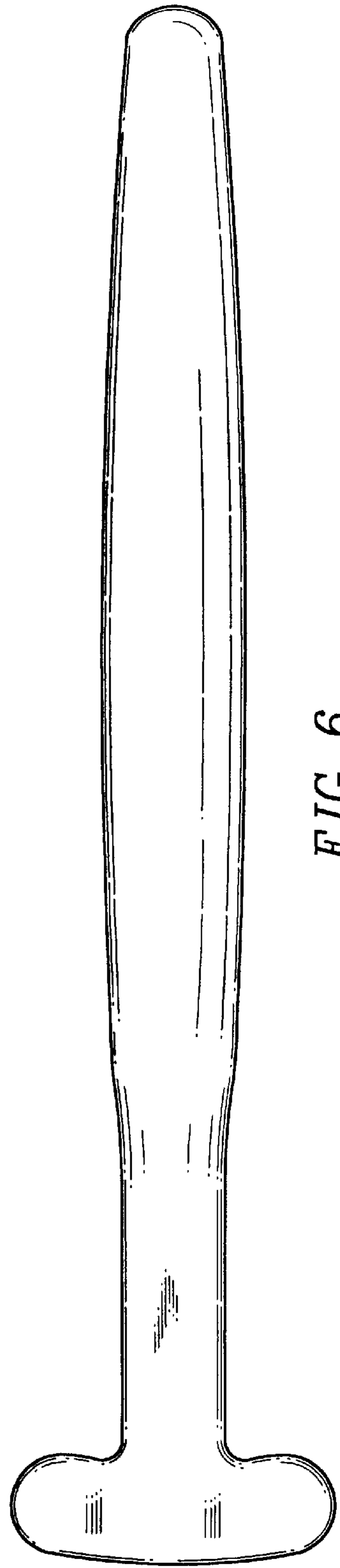


FIG. 6