



US00D447223B1

(12) **United States Design Patent**
Mattsson et al.

(10) **Patent No.:** **US D447,223 S**
(45) **Date of Patent:** **** Aug. 28, 2001**

(54) **SEALING RINGS FOR VENTILATION DUCTS**

(75) Inventors: **Lars-Ake Mattsson**, Bastad; **Pontus Andersson**, Angelholm; **Kenneth Lennartsson**, Torekov; **Tomas Persson**, Munka Ljungby, all of (SE)

(73) Assignee: **Lindab AB**, Bastad (SE)

(**) Term: **14 Years**

(21) Appl. No.: **29/104,424**

(22) Filed: **May 5, 1999**

(30) **Foreign Application Priority Data**

Nov. 6, 1998 (SE) 98-2181
Nov. 6, 1998 (SE) 98-2182

(51) **LOC (7) Cl.** **23-01**

(52) **U.S. Cl.** **D23/269**

(58) **Field of Search** D23/269, 259;
29/148, 446; 277/165, 207 A, DIG. 23,
227; 267/182; 285/231

(56) **References Cited**

U.S. PATENT DOCUMENTS

D. 285,247 8/1986 Jörnshagen D23/47
D. 342,567 * 12/1993 Boen D23/269
D. 347,885 * 6/1994 Gustafsson D23/269

(List continued on next page.)

FOREIGN PATENT DOCUMENTS

2840962 4/1979 (DE) .
150025 B 11/1986 (DK) .
150025B 11/1986 (DK) .
0 092881 A2 4/1983 (EP) .
0 092 881 A2 11/1983 (EP) .
0 273 221 B1 12/1987 (EP) .
0 389 462 A1 3/1990 (EP) .
0 758 066 A1 2/1997 (EP) .
201.015.241 4/1970 (FR) .
2.015.241 5/1970 (FR) .

317678 8/1929 (GB) .
442.751 2/1936 (GB) .
01285018 3/1996 (IT) .
174861 4/1994 (NO) .
174861 b 4/1994 (NO) .
7415594-6 2/1976 (SE) .
58/77 7/1977 (SE) .
77-0067 7/1977 (SE) .
77-0068 7/1978 (SE) .
54 561 11/1993 (SE) .
54 562 11/1993 (SE) .
54 563 11/1993 (SE) .
WO 94/15133 7/1994 (WO) .
DM/026 504 6/1993 (XH) .

OTHER PUBLICATIONS

Veloduct® Cirkulärt kanalsystem, Produktkatalog 1997, ABB Ventilation Products AB Division Veloduct pamphlet. "Sistema Di Tnenuta Ring", issued by Climovent Ssystem, an Italian Company no date.

"Veloduct" catalog 1977, ABB Ventilation Products AB, Division Veloduct.

Van Huffel Catalog L-56, "Where Ideas Take Shape".

Primary Examiner—Louis S. Zarfaz

Assistant Examiner—Robert A. Delehanty

(74) *Attorney, Agent, or Firm*—Weingarten, Schurgin, Gagnebin & Hayes LLP

(57) **CLAIM**

The ornamental design for sealing rings for ventilation ducts, as shown.

DESCRIPTION

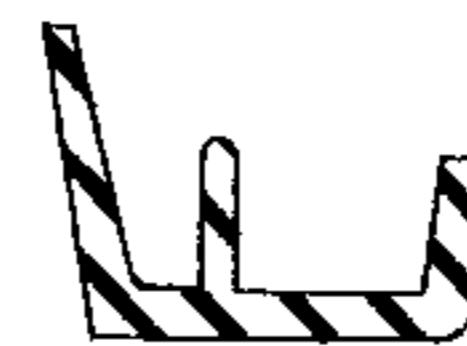
FIG. 1 is a perspective view of a sealing ring according to a first embodiment of the new design, as seen obliquely from one side.

FIG. 2 is a cross-sectional view of the sealing ring of FIG. 1 shown on an enlarged scale.

FIG. 3 is a perspective view of a sealing ring according to a second embodiment of the new design, as seen obliquely from one side; and,

FIG. 4 is a cross-sectional view of the sealing ring of FIG. 3 shown on an enlarged scale.

1 Claim, 2 Drawing Sheets



US D447,223 S

Page 2

U.S. PATENT DOCUMENTS			
D. 351,459	*	10/1994	Andersson D23/269
D. 362,902	*	10/1995	Reiber D23/269
D. 371,189	*	6/1996	Dharamsi et al. D23/269
D. 379,493	*	5/1997	Woods D23/269
D. 380,039	*	6/1997	Sutherland et al. D23/269
904,199		11/1908	Harris .
1,306,476		6/1919	Frey 285/345
2,314,386		3/1943	Brend 285/379
2,469,516		5/1949	Pearson 285/345
2,533,742		12/1950	Poltorak 277/227
2,547,185		4/1951	Von Bolhar 277/206
2,777,715		1/1957	Beyer 277/206
3,015,510		1/1962	Bates 288/33
3,174,761		3/1965	Workman 277/206
3,544,119		12/1970	Glover 285/345
3,768,819		10/1973	Bürkert 277/206
3,955,834		5/1976	Ahlrot 285/110
4,050,703		9/1977	Tuvelsson et al. 277/207
4,193,426		3/1980	Irmer 138/109
4,216,981		8/1980	Jensen 285/370
4,369,159		1/1983	Irmer 264/296
4,579,354		4/1986	Vassallo et al. 277/207
4,664,421		5/1987	Jones 285/110
4,666,165		5/1987	Nordin 277/207
4,998,740		3/1991	Tellier 277/205
5,002,290		3/1991	Pernin 277/206
5,007,202		4/1991	Guillon 49/441
5,407,122		4/1995	Stefansson et al. 228/212
5,531,460		7/1996	Stefansson et al. 277/206

* cited by examiner

FIG 1



FIG 2

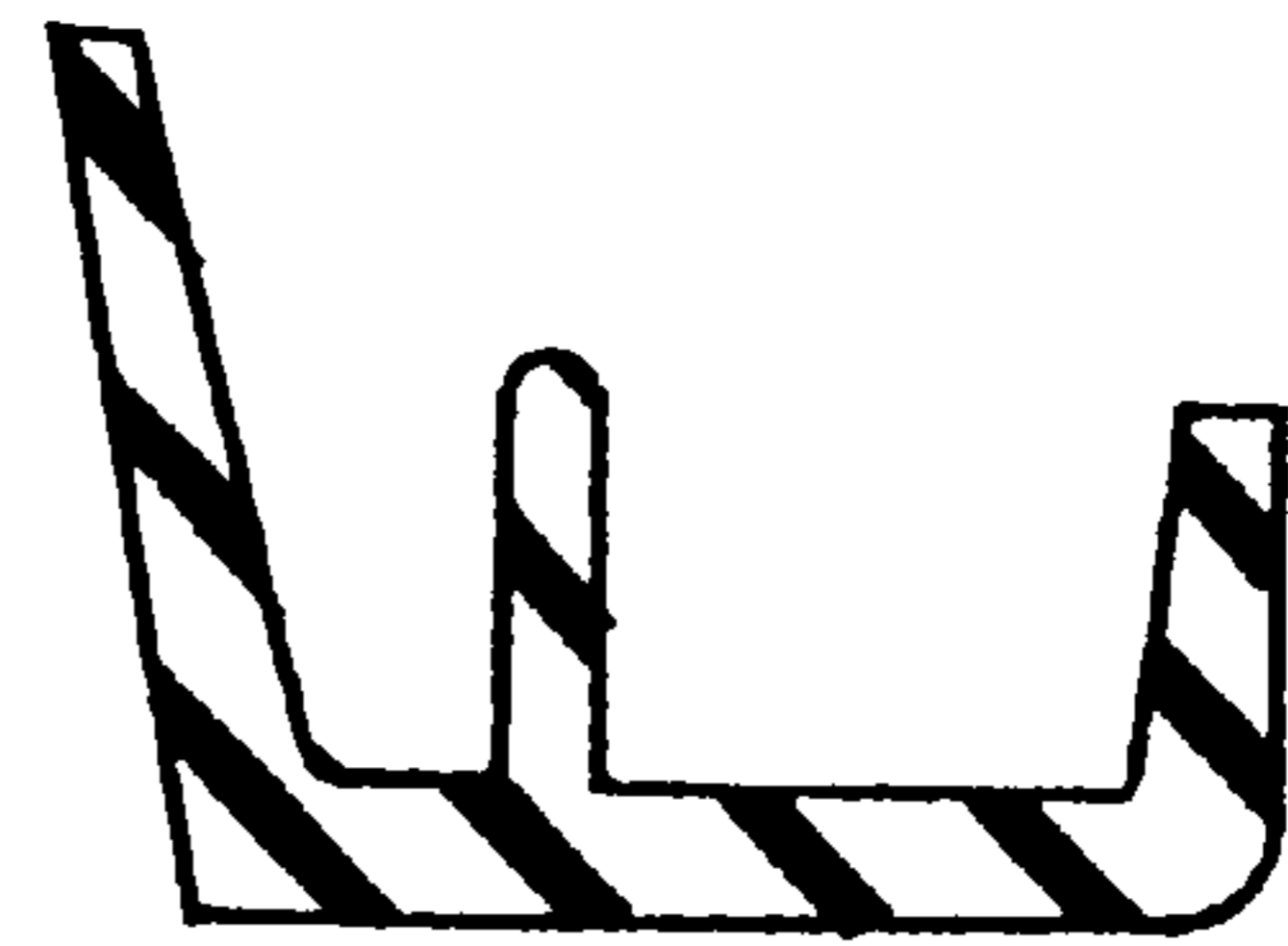


FIG 3

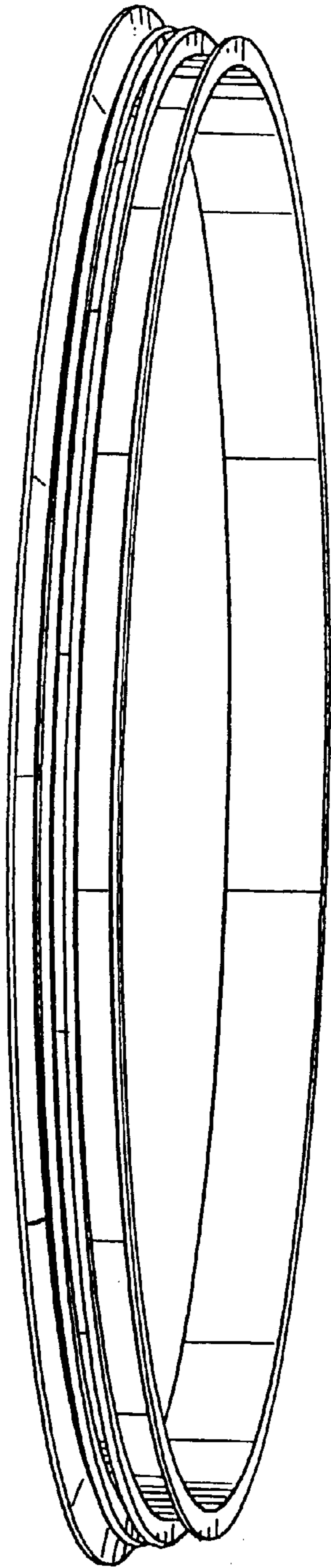


FIG 4

