



US00D447219B1

(12) **United States Design Patent**
Donath, Jr. et al.

(10) **Patent No.:** **US D447,219 S**

(45) **Date of Patent:** **** Aug. 28, 2001**

(54) **FAUCET SPOUT**

(75) Inventors: **Edward R. Donath, Jr.**, New London;
Lizabeth Dretzka, Cleveland Heights;
Eduardo Milrud, Chagrin Falls, all of
OH (US); **John C. Costello**, Wellesley,
MA (US); **Stephanie C. Schwarz**;
David Malina, both of Boston, MA
(US); **Thorben Neu**, Cambridge, MA
(US)

(73) Assignee: **Moen Incorporated**, North Olmsted,
OH (US)

(**) Term: **14 Years**

(21) Appl. No.: **29/119,602**

(22) Filed: **Mar. 6, 2000**

(51) **LOC (7) Cl.** **23-01**

(52) **U.S. Cl.** **D23/238; D23/255**

(58) **Field of Search** D23/238-243,
D23/245, 249-257; D8/300-310, 350-354;
4/675-678; 16/110 R-121; 137/801

(56) **References Cited**

U.S. PATENT DOCUMENTS

- D. 296,354 6/1988 Fabian .
- D. 346,645 5/1994 Hill et al. .
- D. 348,510 7/1994 Gottwald .
- D. 352,769 11/1994 Formgren .
- D. 353,184 12/1994 Formgren .
- D. 355,956 2/1995 Jans .
- D. 371,827 7/1996 Jans .
- D. 373,177 * 8/1996 Jans D23/238

- D. 380,251 6/1997 Spurgeon et al. .
- D. 381,395 7/1997 Fleischmann .
- D. 385,337 10/1997 Spurgeon et al. .
- D. 397,205 8/1998 Kergoet .
- D. 400,645 11/1998 Kergoet .
- D. 410,066 5/1999 Kergoet .
- D. 410,277 5/1999 Lohermeier .
- D. 410,738 * 6/1999 Hyde et al. D23/255
- D. 413,375 8/1999 Meda .
- D. 413,376 8/1999 Meda .
- D. 425,970 * 5/2000 Milrud et al. D23/255

* cited by examiner

Primary Examiner—Louis S. Zarfes

Assistant Examiner—Gregory Andoll

(74) *Attorney, Agent, or Firm*—Cook, Alex, McFarron,
Manzo, Cummings & Mehler, Ltd.

(57) **CLAIM**

The ornamental design for a faucet spout, as shown and described.

DESCRIPTION

FIG. 1 is a front perspective view of our new design for a faucet spout;

FIG. 2 is a left side view thereof, the right side being the same as the left side;

FIG. 3 is a top view thereof;

FIG. 4 is a front view thereof;

FIG. 5 is a rear view thereof; and,

FIG. 6 is a bottom view thereof.

The broken lines in the drawings are for illustrative purposes only and form no part of the invention.

1 Claim, 1 Drawing Sheet

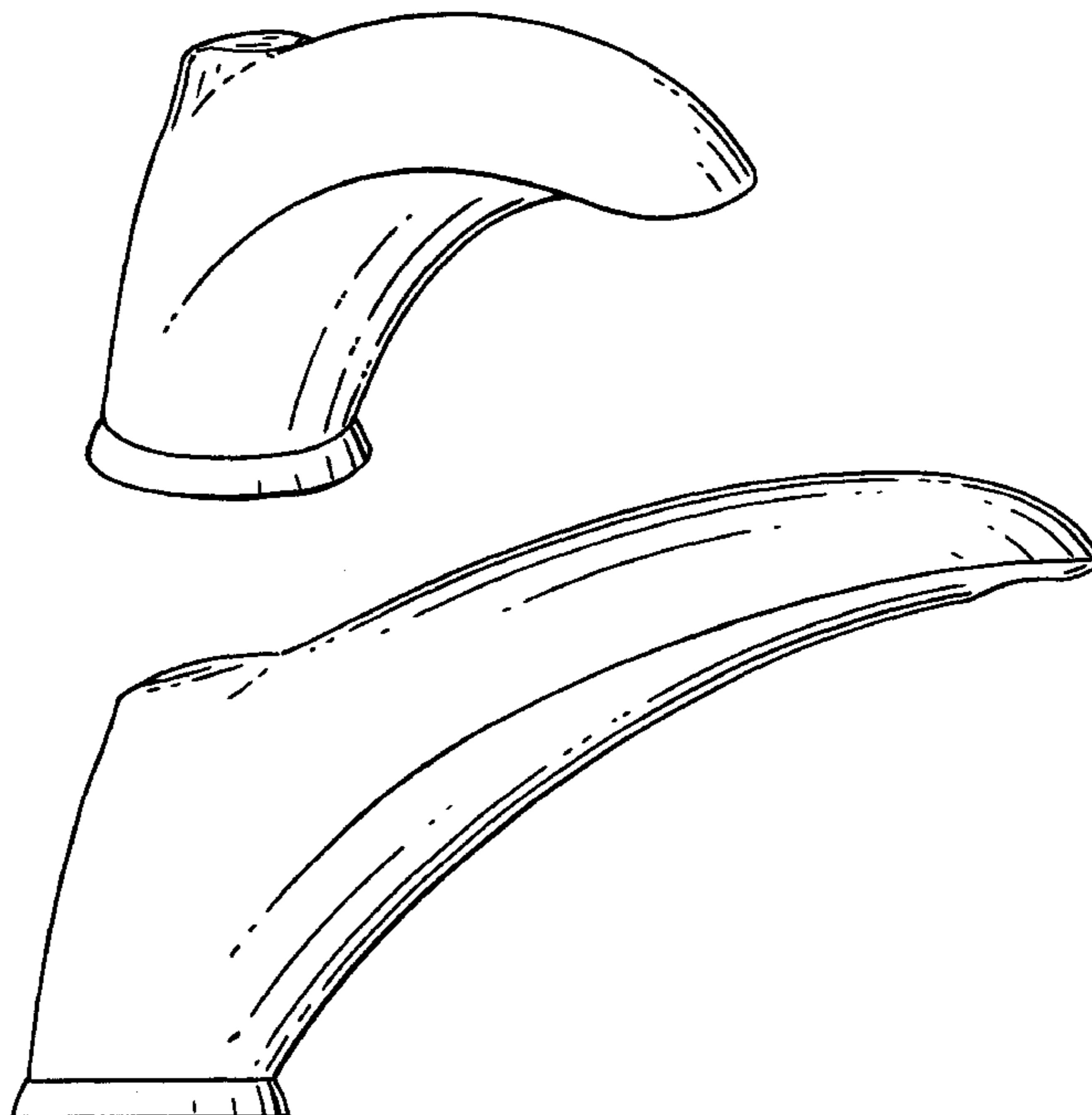


FIG. 1.

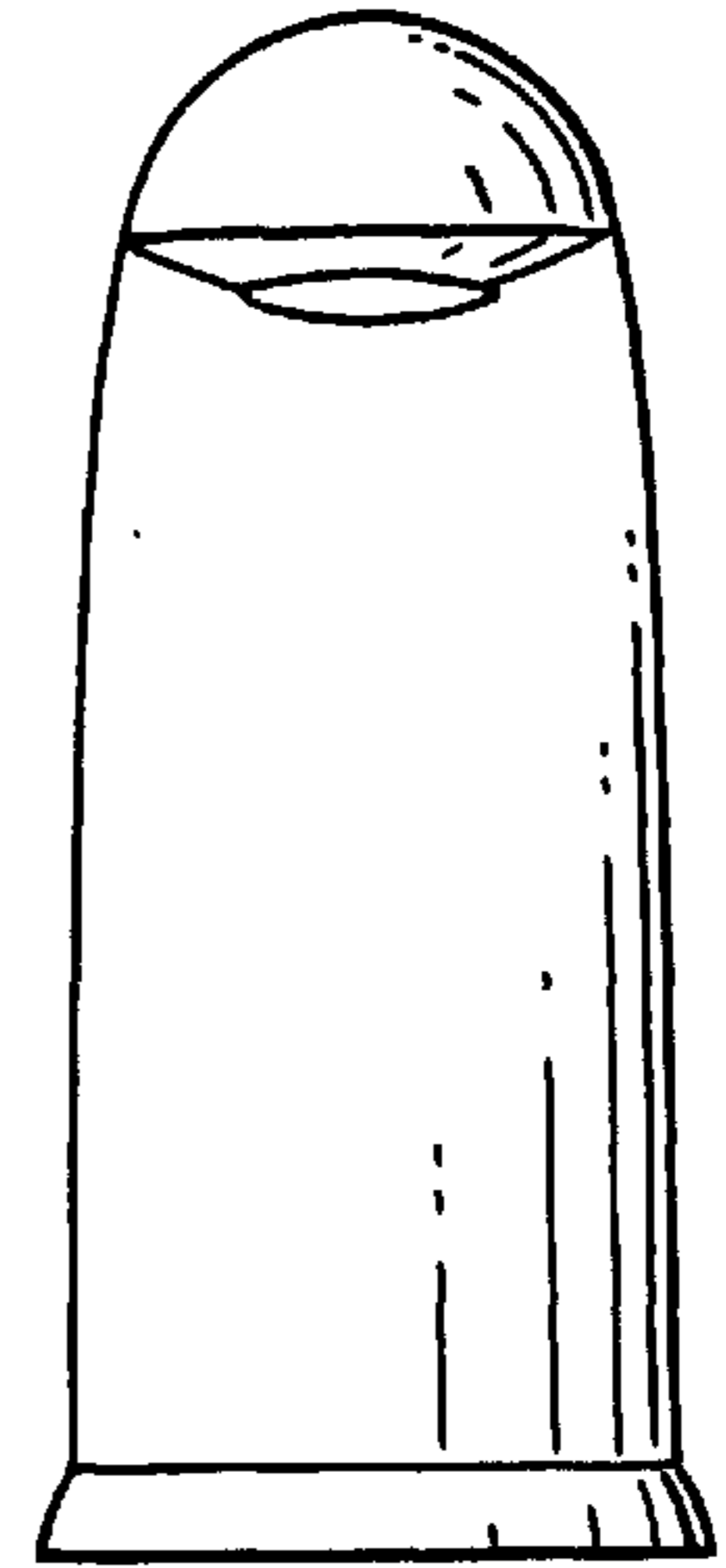
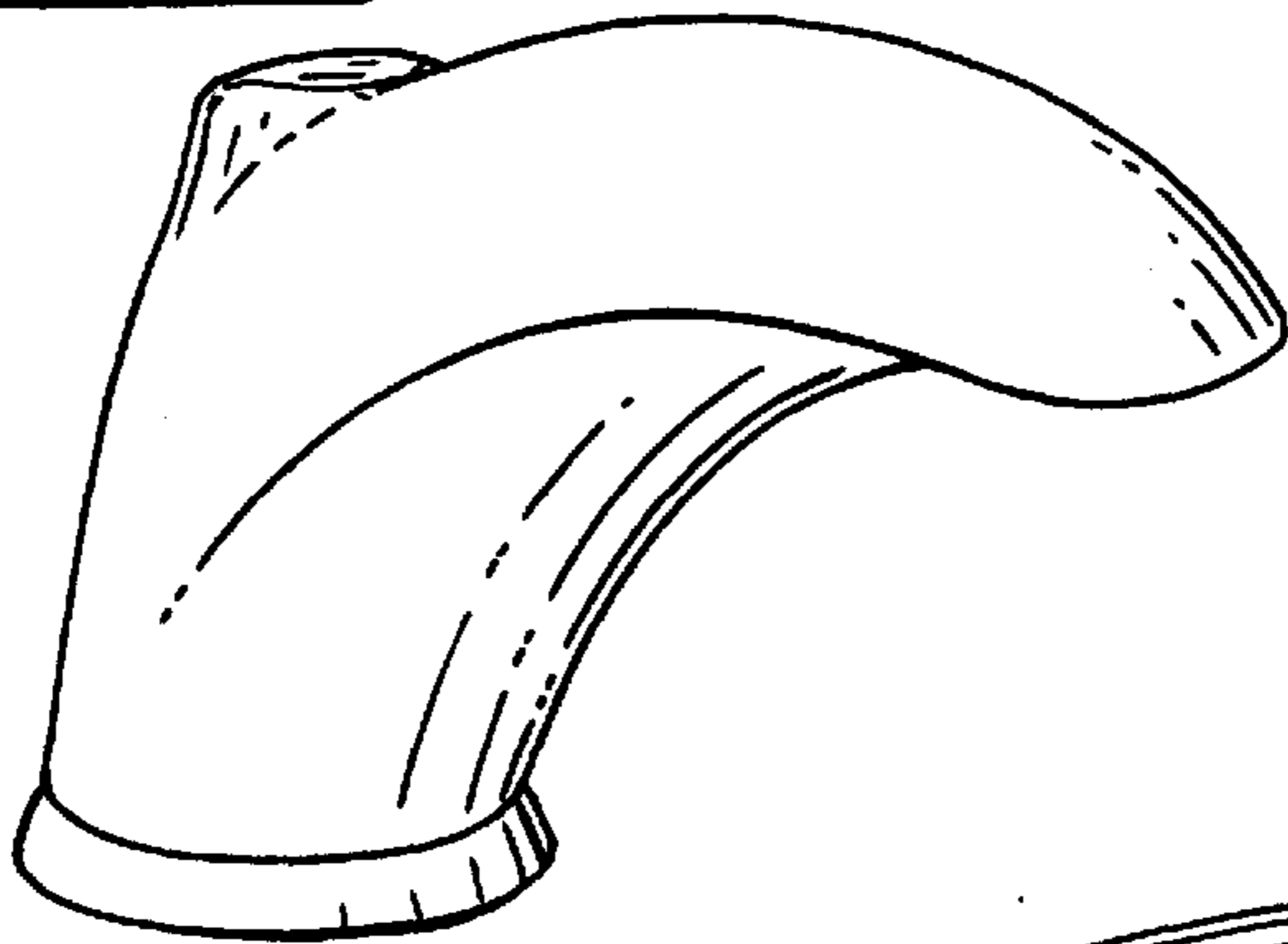


FIG. 4.

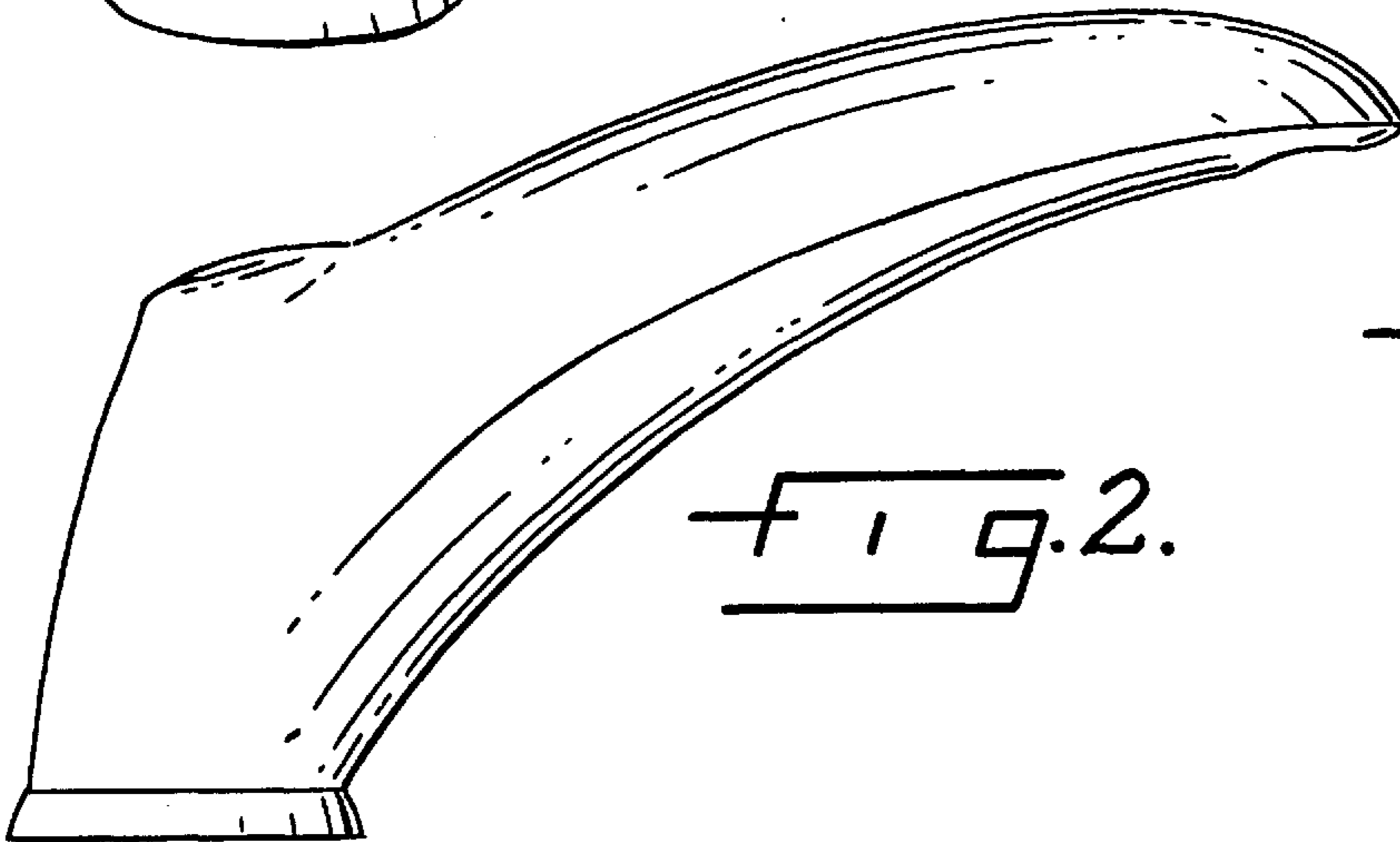


FIG. 2.

FIG. 3.

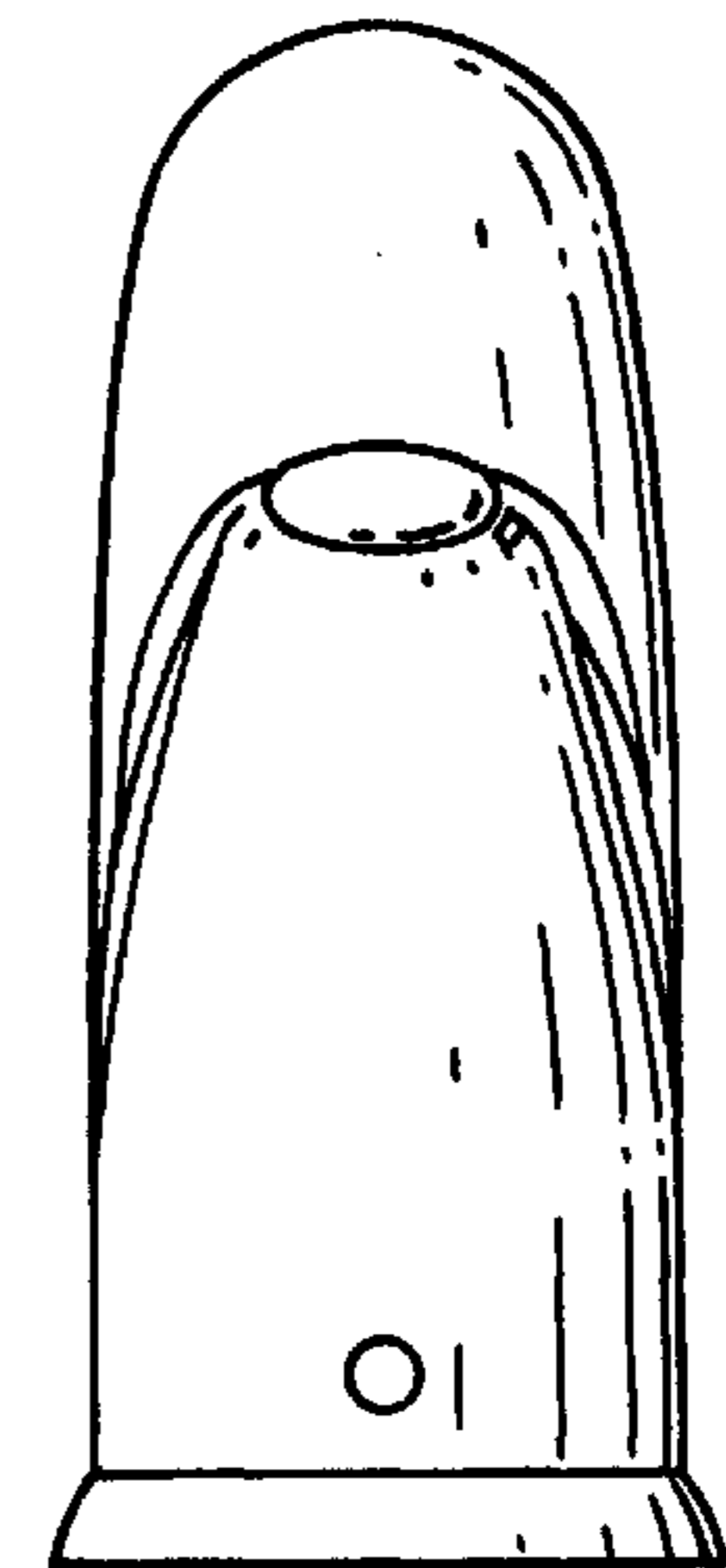



FIG. 5.




FIG. 6.