



US00D447210B1

(12) **United States Design Patent**
Betzen

(10) **Patent No.:** **US D447,210 S**

(45) **Date of Patent:** **** Aug. 28, 2001**

(54) **ELECTRONICS CASE FOR DEER
REPELLENT DEVICE**

(76) **Inventor:** **Keith M. Betzen**, P.O. Box 5604,
Bloomington, IN (US) 47407-5604

(**) **Term:** **14 Years**

(21) **Appl. No.:** **29/123,822**

(22) **Filed:** **May 25, 2000**

(51) **LOC (7) Cl.** **22-06**

(52) **U.S. Cl.** **D22/120**

(58) **Field of Search** D22/120, 119,
D22/121-125; 43/121, 124, 131, 132, 1;
116/137 A; 239/57, 59; D9/337, 338; 222/215;
119/712, 174

(56) **References Cited**

U.S. PATENT DOCUMENTS

- D. 370,247 * 5/1996 Shamma D22/120
- D. 415,240 * 10/1999 Jackson D22/120

- D. 422,905 * 4/2000 Walker D9/338
- 3,363,811 * 1/1968 Geist, Sr. 222/215
- 5,379,545 * 1/1995 Gall et al. 43/131
- 6,014,951 * 1/2000 Betzen 119/712

* cited by examiner

Primary Examiner—Catherine R. Oliver

(57) **CLAIM**

The ornamental design for a electronics case for deer repellent device, as shown.

DESCRIPTION

FIG. 1 is a perspective view


FIG. 2 is a top view

FIG. 3 is a bottom view; and,

FIG. 4 is a side view.

The broken line showing of environment in FIG. 1 is for illustrative purposes only and forms no part of the claimed design.

1 Claim, 1 Drawing Sheet



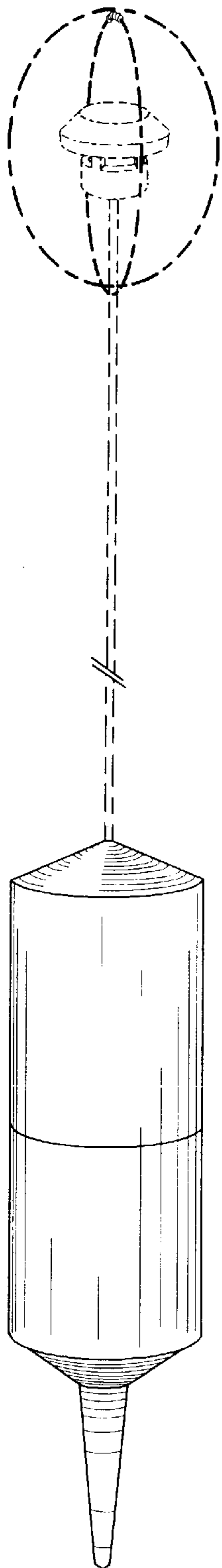


Fig. 1

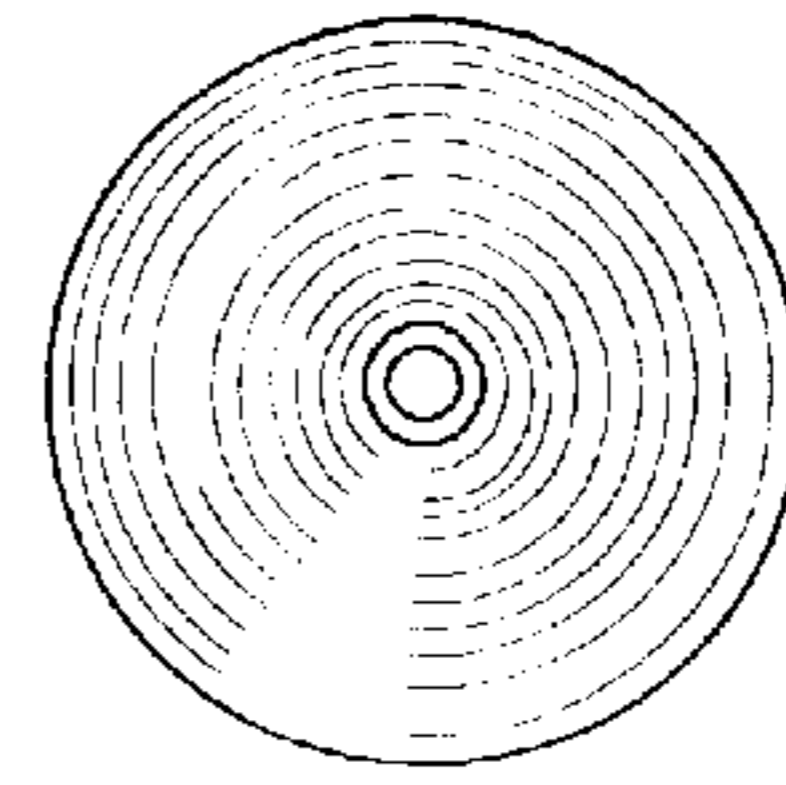


Fig. 2

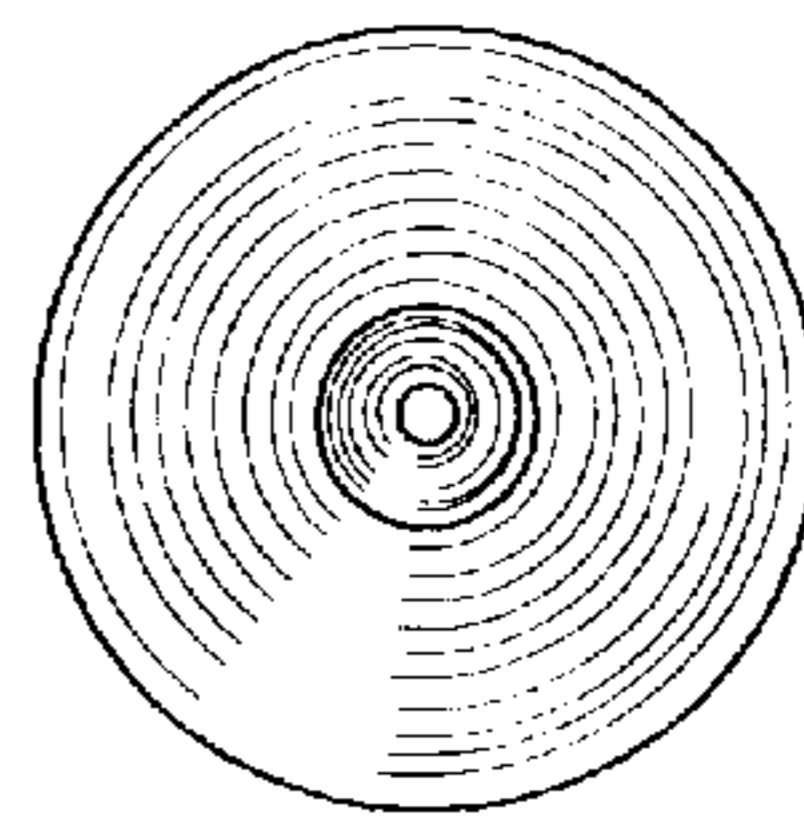


Fig. 3




Fig. 4