



US00D447208B1

(12) **United States Design Patent**
Benini

(10) **Patent No.:** **US D447,208 S**

(45) **Date of Patent:** **** Aug. 28, 2001**

(54) **CARTRIDGE**

(75) Inventor: **Joseph C. Benini**, Kersey, PA (US)

(73) Assignee: **SinterFire Inc.**, Kersey, PA (US)

(**) Term: **14 Years**

(21) Appl. No.: **29/118,932**

(22) Filed: **Feb. 22, 2000**

(51) **LOC (7) Cl.** **22-03**

(52) **U.S. Cl.** **D22/116**

(58) **Field of Search** D22/100, 115,
D22/116, 199; 102/439, 501, 507, 510,
516, 518, 519

(56) **References Cited**

U.S. PATENT DOCUMENTS

D. 435,886	*	1/2001	Benini	D22/116
2,372,970	*	4/1945	Mitchell	102/439
2,613,604	*	10/1952	Pyle	102/439
3,991,684	*	11/1976	Pritchard	102/510
5,116,224	*	5/1992	Kelsey, Jr.	102/439

* cited by examiner

Primary Examiner—Louis S. Zarfes

Assistant Examiner—Monica A. Weingart

(74) *Attorney, Agent, or Firm*—Finnegan, Henderson, Farabow, Garrett & Dunner, L.L.P.

(57) **CLAIM**

The ornamental design for the cartridge, as shown and described.

DESCRIPTION

FIG. 1 is a perspective view of my new design;

FIG. 2 is the top view of the design of FIG. 1;

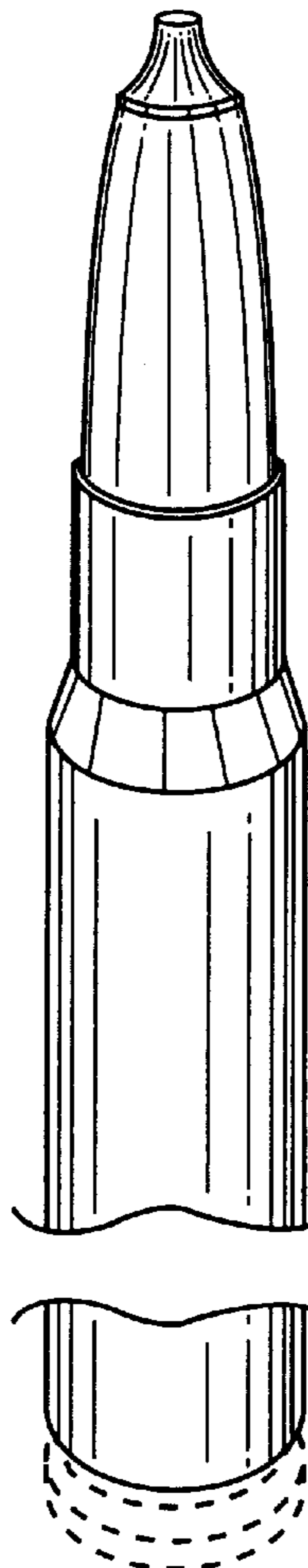
FIG. 3 is the side view of the design of FIG. 1, all side views of the design being identical; and,

FIG. 4 is the bottom view of the design of FIG. 1.

The portion of the cartridge shown in dashed lines indicates environment and forms no part of the claimed design.

The cartridge is shown broken away in the views to indicate indeterminate length.

1 Claim, 1 Drawing Sheet



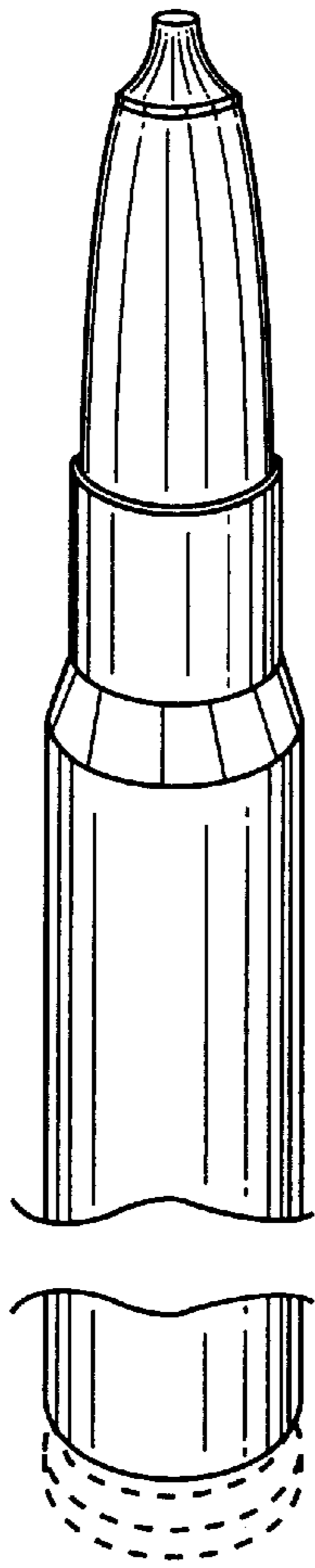


FIG. 1

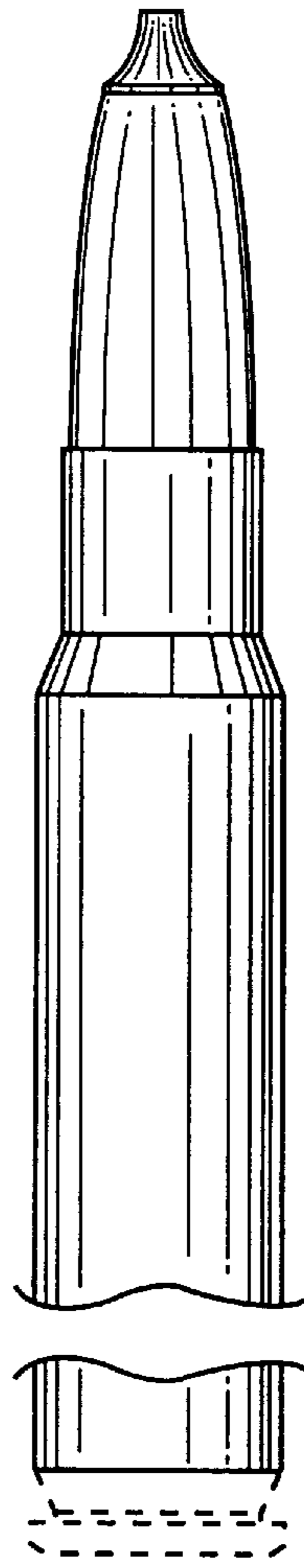


FIG. 3

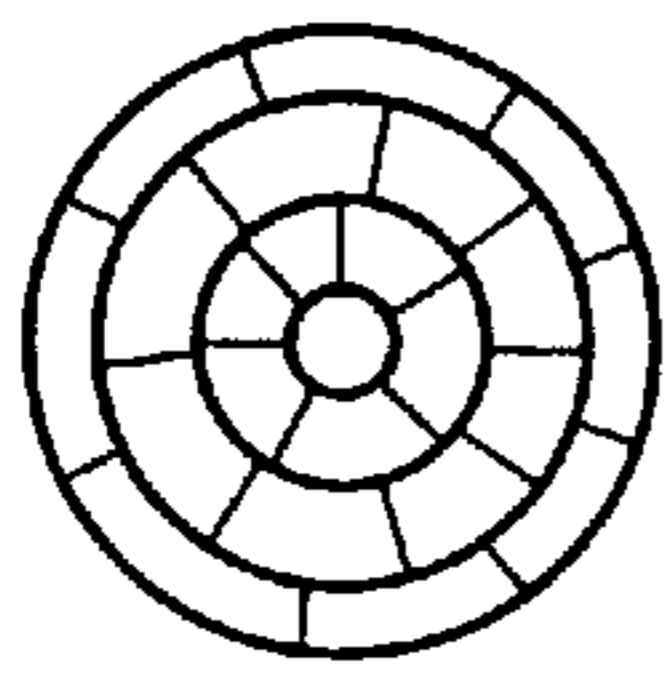


FIG. 2

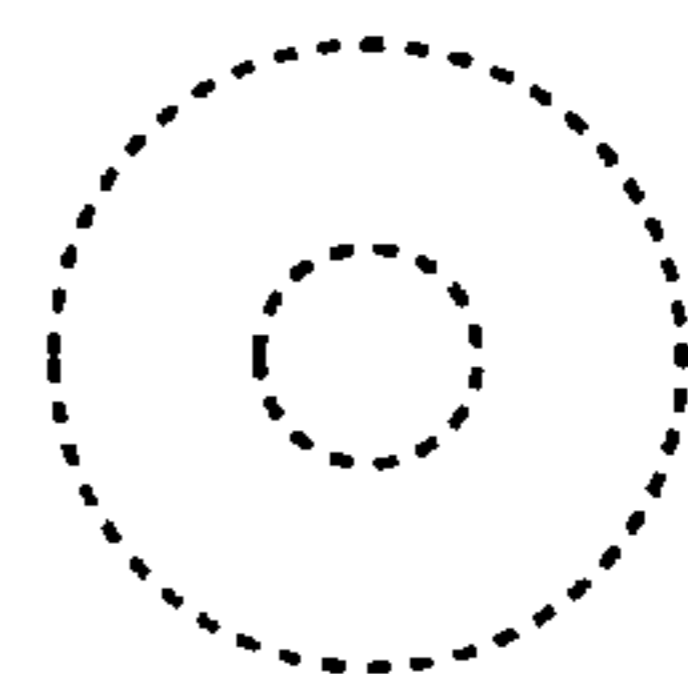


FIG. 4