



US00D447193B1

(12) **United States Design Patent**  
**Choh et al.**

(10) **Patent No.:** **US D447,193 S**

(45) **Date of Patent:** **\*\* Aug. 28, 2001**

(54) **TOY ROBOTIC FISH**

(75) Inventors: **Jinsei Choh; Jintei Choh**, both of Chiba (JP)

(73) Assignees: **Takara Co., Ltd.**, Tokyo; **Xenoid Protodesign Co., Ltd.**, Chiba, both of (JP)

(\*\*) Term: **14 Years**

(21) Appl. No.: **29/128,092**

(22) Filed: **Aug. 17, 2000**

(30) **Foreign Application Priority Data**

Mar. 15, 2000 (JP) ..... 12-010262

(51) **LOC (7) Cl.** ..... **21-01**

(52) **U.S. Cl.** ..... **D21/578; D21/599**

(58) **Field of Search** ..... D21/576, 578, D21/584, 585, 597, 599; D11/141, 158; D30/106; 446/97, 153, 268, 317

(56) **References Cited**

**U.S. PATENT DOCUMENTS**

D. 148,037 \* 12/1947 Rubenstein ..... D21/599

D. 170,594 \* 10/1953 Leonard et al. .... D21/599

D. 317,801 \* 6/1991 Tapdrup ..... D21/599

D. 347,393 \* 5/1994 Young ..... D21/597

D. 409,715 \* 5/1999 Cruz et al. .... D21/599

\* cited by examiner

*Primary Examiner*—Sandra L. Morris

(74) *Attorney, Agent, or Firm*—Price and Gess

(57) **CLAIM**

We claim the ornamental design for a toy robotic fish, as shown and described.

**DESCRIPTION**

FIG. 1 is a perspective view of the toy robotic fish showing the new design;

FIG. 2 is a front elevational view of FIG. 1;

FIG. 3 is a top plan view of FIG. 1;


FIG. 4 is a bottom view of FIG. 1;

FIG. 5 is a rear elevational view of FIG. 1;

FIG. 6 is a right side elevational view of FIG. 1; and,

FIG. 7 is a left side elevational view of FIG. 1.

**1 Claim, 7 Drawing Sheets**






FIG. 1




FIG. 2




FIG. 3




FIG. 4




FIG. 5




FIG. 6




FIG. 7