



US00D447189B1

(12) **United States Design Patent**
Huntsberger

(10) **Patent No.:** **US D447,189 S**

(45) **Date of Patent:** **** Aug. 28, 2001**

- (54) **CHILDREN'S RIDE-ON SCOOTER**
- (75) Inventor: **Kurt J. Huntsberger**, Chaffee, NY (US)
- (73) Assignee: **Mattel, Inc.**, El Segundo, CA (US)
- (**) Term: **14 Years**
- (21) Appl. No.: **29/136,914**
- (22) Filed: **Feb. 8, 2001**
- (51) **LOC (7) Cl.** **21-01**
- (52) **U.S. Cl.** **D21/423**
- (58) **Field of Search** D21/419, 421, D21/423, 424, 426, 435, 533, 760, 765, 771; D12/107, 110-112; 280/87.01, 87.04, 87.041, 87.042, 87.05; 180/180, 181, 216, 219

2607089 5/1988 (FR) .
 3277 2/1909 (GB) .
 2048180 12/1980 (GB) .

OTHER PUBLICATIONS

English language abstract of French Patent No. FR 2607089, 1988.
 English language abstract of German Patent No. DE 3537522, 1987.
 English language abstract of German Patent No. DE 3138095, 1983.

* cited by examiner

Primary Examiner—Raphael Barkai
 (74) *Attorney, Agent, or Firm*—Kolisch, Hartwell, Dickinson, McCormack & Heuser, P.C.

(57) **CLAIM**

The ornamental design for a children's ride-on scooter, as shown and described.

(56) **References Cited**

U.S. PATENT DOCUMENTS

- D. 92,386 * 6/1934 Blackmore D21/423
- D. 99,225 * 4/1936 Van Doren et al. D21/423
- D. 104,679 * 5/1937 Eck D21/423
- D. 109,820 * 5/1938 Snell D21/423
- D. 317,954 7/1991 Cohen .
- D. 421,632 * 3/2000 Jones et al. D21/423
- D. 433,718 11/2000 McGreen .
- 587,984 8/1897 Matthews .
- 589,147 8/1897 Sturges .
- 641,858 1/1900 Halifax .
- 1,075,250 10/1913 Gingold .
- 1,213,454 1/1917 Brown .
- 1,227,888 5/1917 Converse .
- 1,253,768 1/1918 Aman .
- 1,568,412 1/1926 Parkes .

(List continued on next page.)


FOREIGN PATENT DOCUMENTS

- 3138095 4/1983 (DE) .
- 3537522 4/1987 (DE) .

DESCRIPTION

FIG. 1 is a side elevation view of a scooter body constructed according to the present invention.
 FIG. 2 is a side elevation view of the scooter body of FIG. 1 with environment shown in dashed lines.
 FIG. 3 is a top plan view of the scooter body of FIG. 1.
 FIG. 4 is a top plan view of the scooter body of FIG. 3 with environment shown in dashed lines.
 FIG. 5 is a front elevation view of the scooter body of FIG. 1.
 FIG. 6 is a front elevation view of the scooter body of FIG. 5 with environment shown in dashed lines.
 FIG. 7 is a rear elevation view of the scooter body of FIG. 1; and,
 FIG. 8 is a rear elevation view of the scooter body of FIG. 7 with environment shown in dashed lines.
 The bottom of the scooter body and the portions of the scooter shown as environment in dashed lines form no part of the claimed design.

1 Claim, 4 Drawing Sheets



US D447,189 S

Page 2

U.S. PATENT DOCUMENTS

1,614,822	1/1927	Bukolt .	4,750,578	6/1988	Brandenfels .
1,664,858	4/1928	Headley .	4,775,162	10/1988	Chao .
1,689,916	10/1928	Fisher .	4,821,832	4/1989	Patmont .
1,832,018	11/1931	Gossard .	4,842,091	6/1989	Badsey .
2,170,978	8/1939	Smith .	4,944,360	7/1990	Sturges .
2,330,147	9/1943	Rodriguez .	5,039,121	8/1991	Holter .
2,468,910	5/1949	Zsinor et al. .	5,090,716	2/1992	Borden .
2,715,535	8/1955	Prowinsky .	5,183,129	2/1993	Powell .
3,035,849	5/1962	Groth .	5,228,533	7/1993	Mitchell .
3,212,791	10/1965	Edwins .	5,265,695	11/1993	Piazzzi .
3,751,062	8/1973	White, Sr. .	5,319,993	6/1994	Chiang .
4,088,338	5/1978	Winchell et al. .	5,388,659	2/1995	Pepe .
4,123,079	10/1978	Biskup .	5,622,759	4/1997	Fuster .
4,168,758	9/1979	Holt .	5,775,452	7/1998	Patmont .
4,179,134	12/1979	Atkinson .	5,823,556	10/1998	Chi .
4,183,546	1/1980	Heilig .	5,848,660	12/1998	McGreen .
4,274,647	6/1981	Drake, Jr. .	5,894,898	4/1999	Catto .
4,342,466	8/1982	Morgan .	5,927,735	7/1999	Hosoda .
4,707,884	11/1987	Chang .	6,012,539	1/2000	Patmont .
			6,095,274	8/2000	Patmont .

Fig. 1

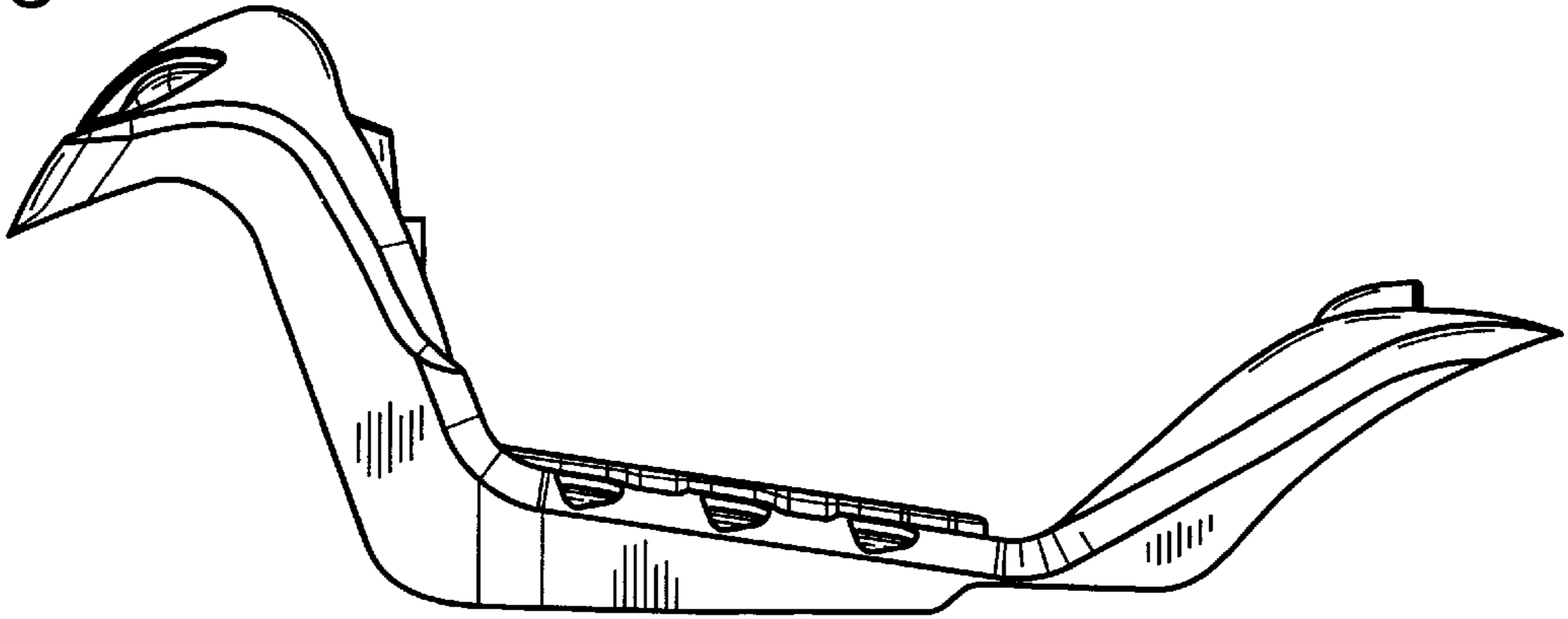


Fig. 2

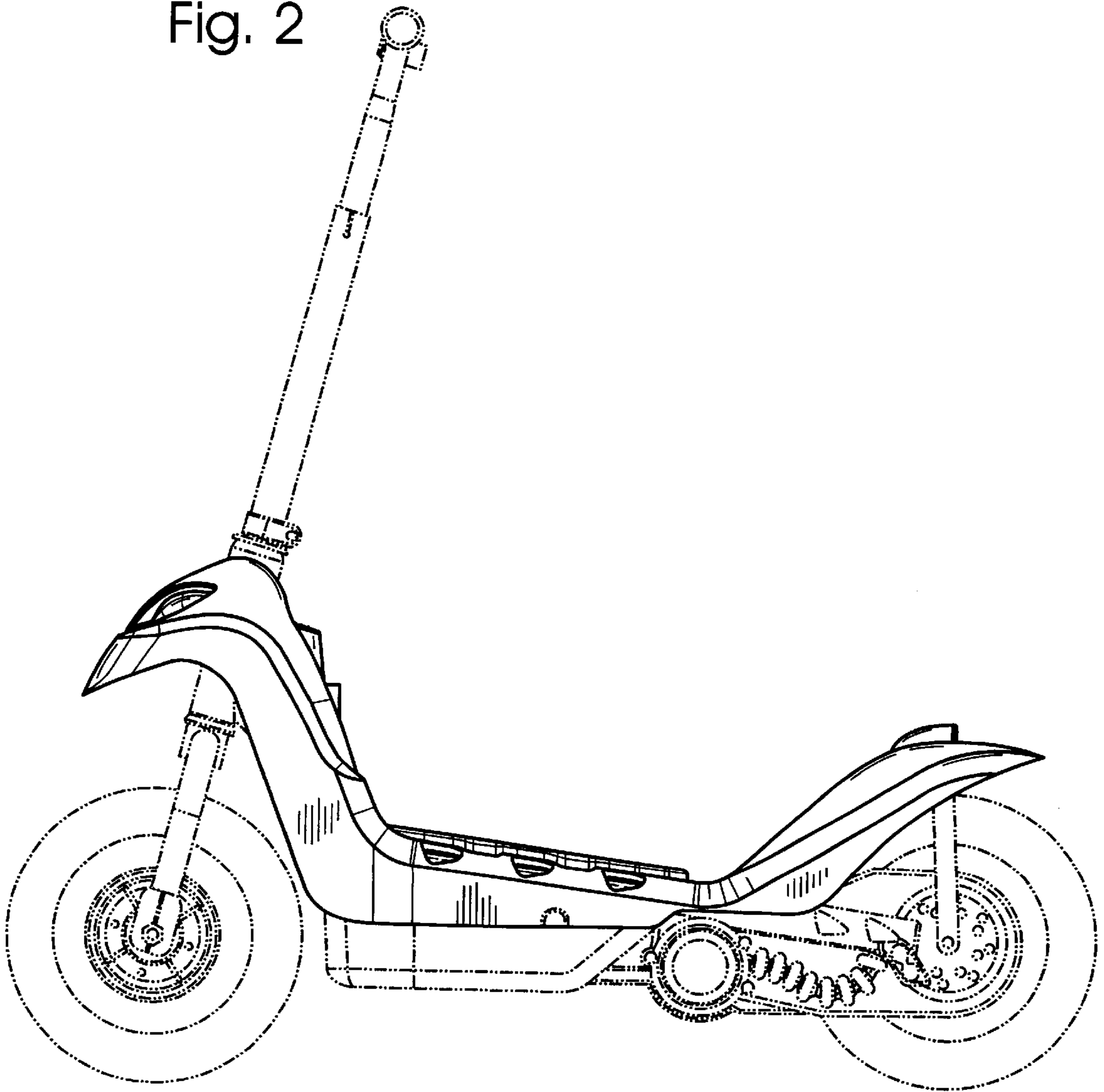


Fig. 3




Fig. 4

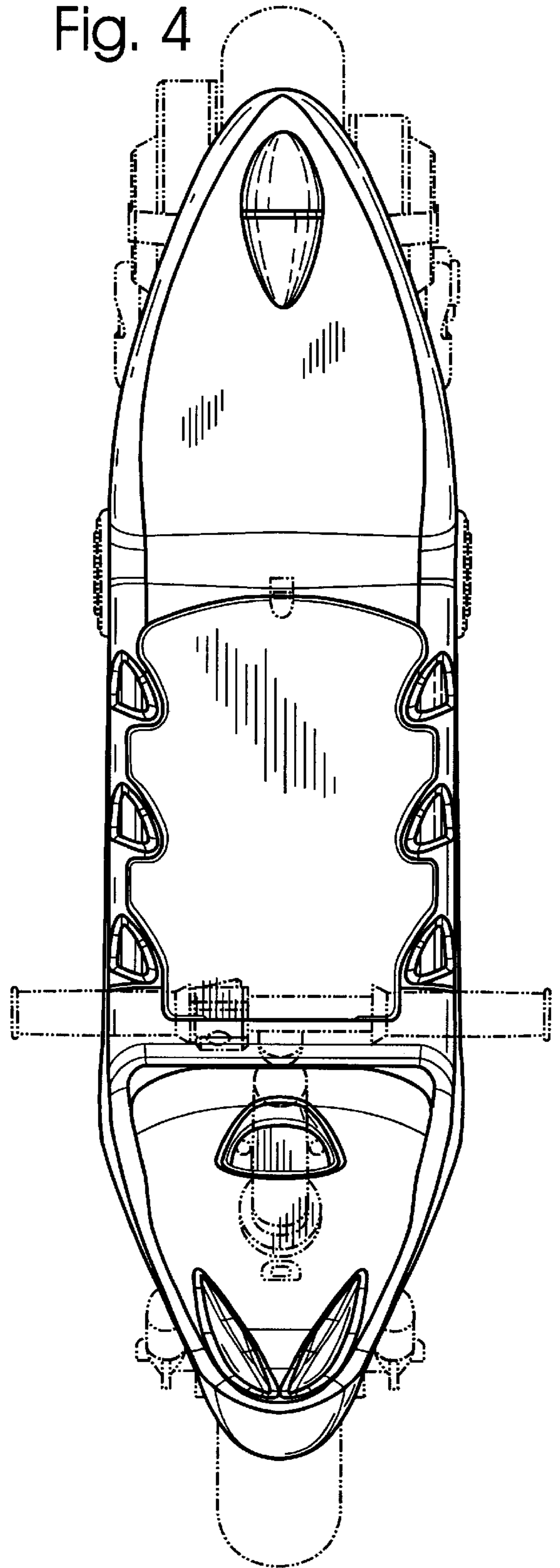


Fig. 6

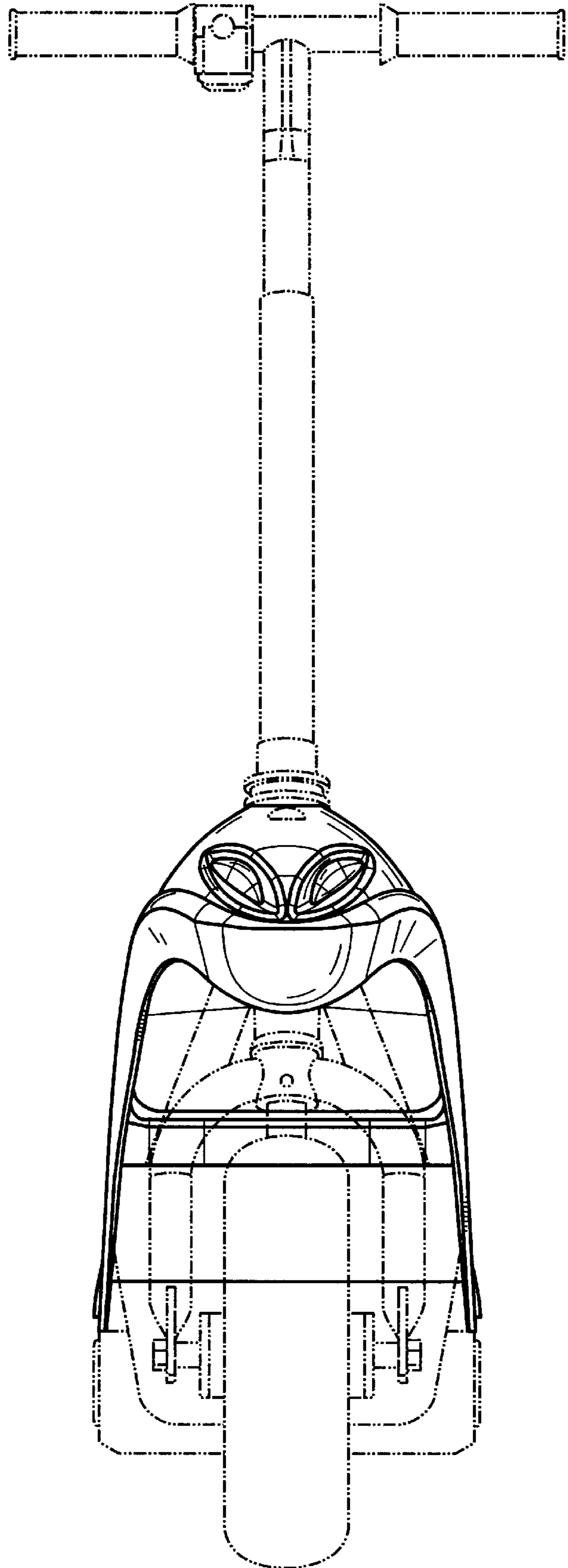


Fig. 5

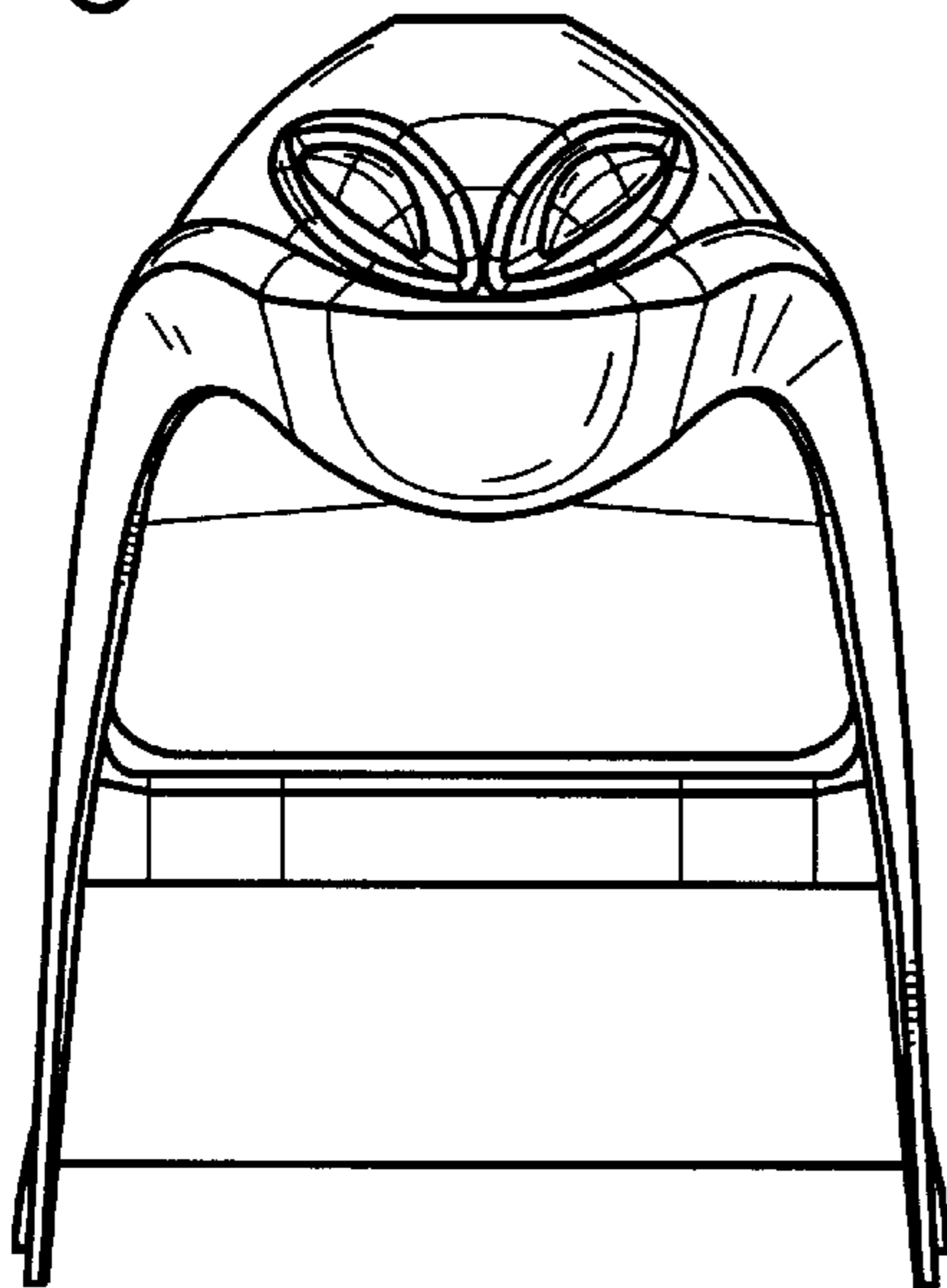


Fig. 8

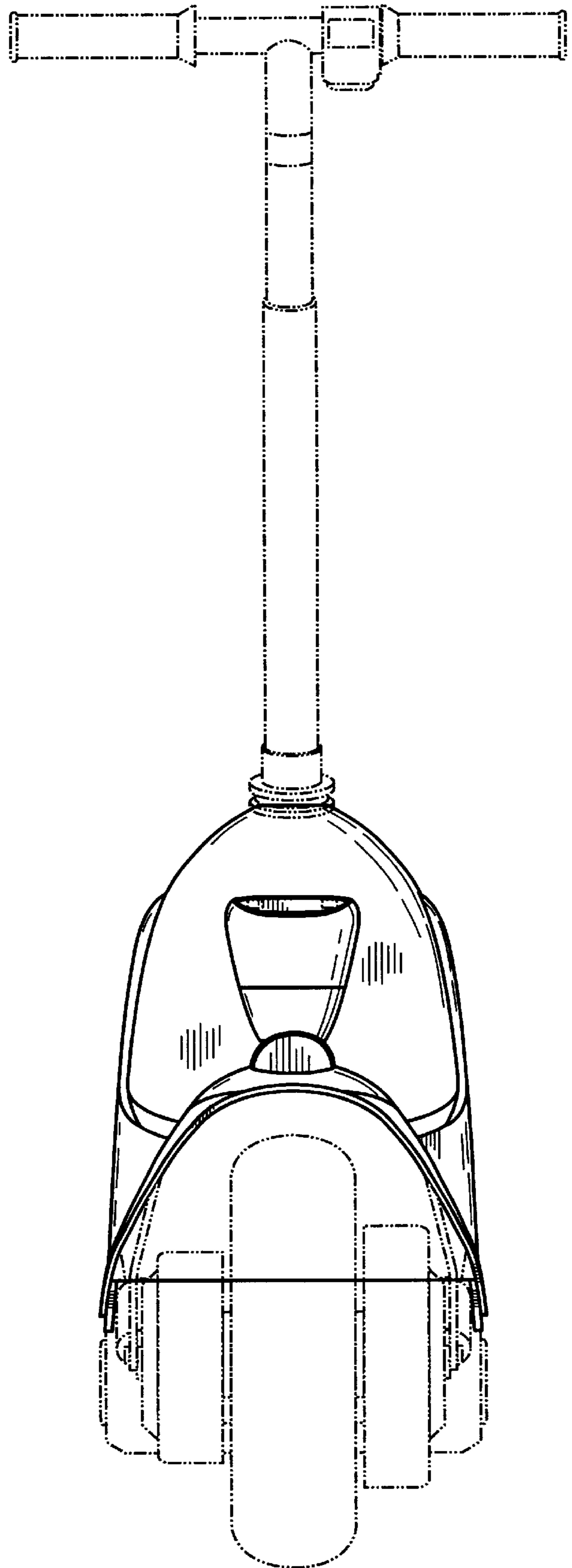


Fig. 7

