



US00D447182B1

(12) **United States Design Patent**
Marshall et al.

(10) **Patent No.:** **US D447,182 S**

(45) **Date of Patent:** **** Aug. 28, 2001**

(54) **ENVIRONMENTAL ENCLOSURE FOR VENDING MACHINES**

(75) Inventors: **John J. Marshall**, North York; **John Eric Marshall**, Whitby; **John Woloshyn**, Scarborough, all of (CA)

(73) Assignee: **Compass Group USA, Inc.**, Charlotte, NC (US)

(**) Term: **14 Years**

(21) Appl. No.: **29/133,497**

(22) Filed: **Nov. 30, 2000**

(51) **LOC (7) Cl.** **19-08**

(52) **U.S. Cl.** **D20/10**

(58) **Field of Search** D20/10, 39, 99;
40/584, 606, 607, 608, 610, 611, 612, 624;
206/423

(56) **References Cited**

U.S. PATENT DOCUMENTS

- D. 407,180 * 3/1999 Riga D20/10
- D. 435,597 * 12/2000 Febish et al. D20/10

* cited by examiner

Primary Examiner—Marcus A. Jackson
(74) *Attorney, Agent, or Firm*—Roberts Abokhair & Mardula LLC

(57) **CLAIM**

The ornamental design for an environmental enclosure for vending machines, as shown and described.

DESCRIPTION

FIG. 1 is a front view of an environmental enclosure for vending machines showing our new design;

FIG. 2 is a top plan view thereof;

FIG. 3 is a left side elevational view thereof, the right side being a mirror image;

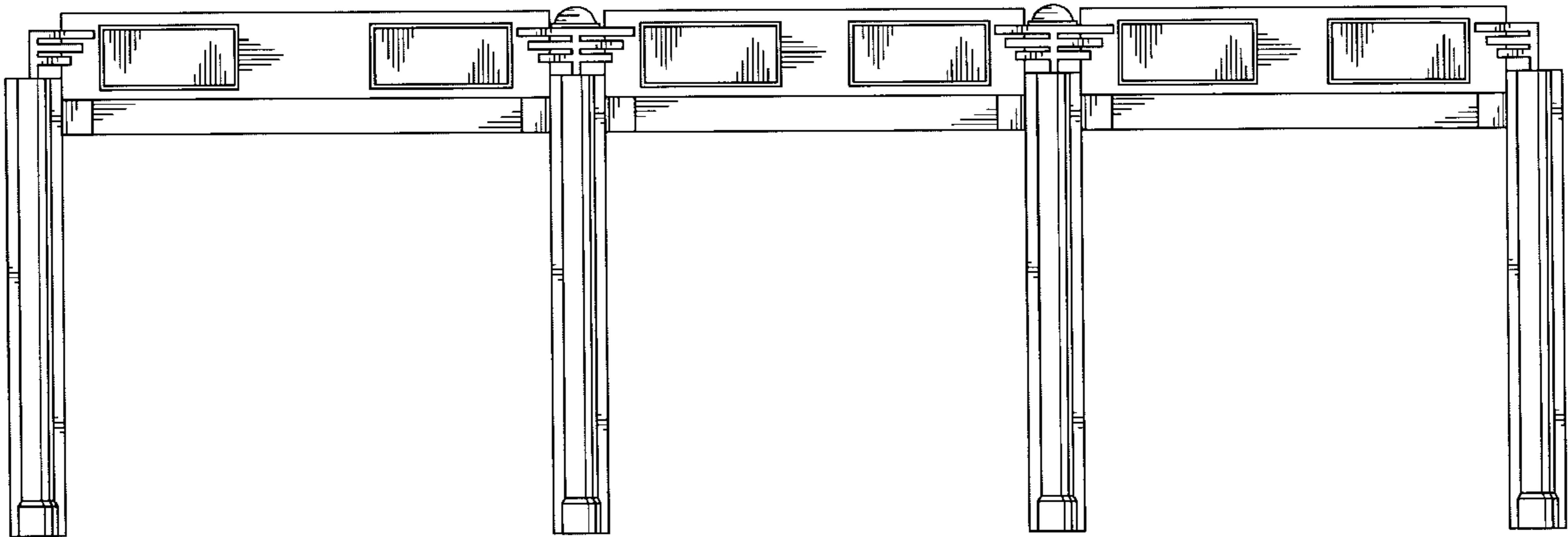
FIG. 4 is a front view of an environmental enclosure for vending machines showing our new design in an embodiment without signage;

FIG. 5 is a top plan view thereof; and,

FIG. 6 is a left side elevational view thereof, the right side being a mirror image.

The rear of the environmental enclosure for vending machines forms no part of the claimed designs.

1 Claim, 4 Drawing Sheets






FIG. 1

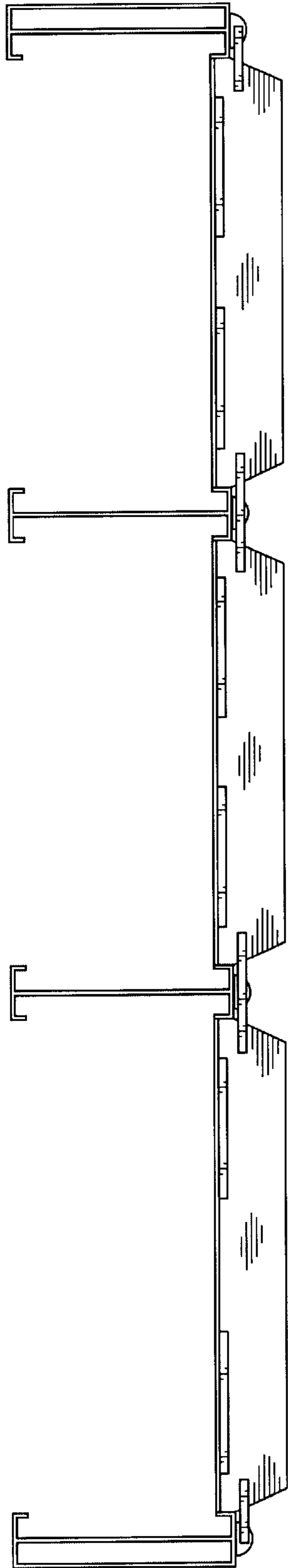


FIG. 2




FIG. 3

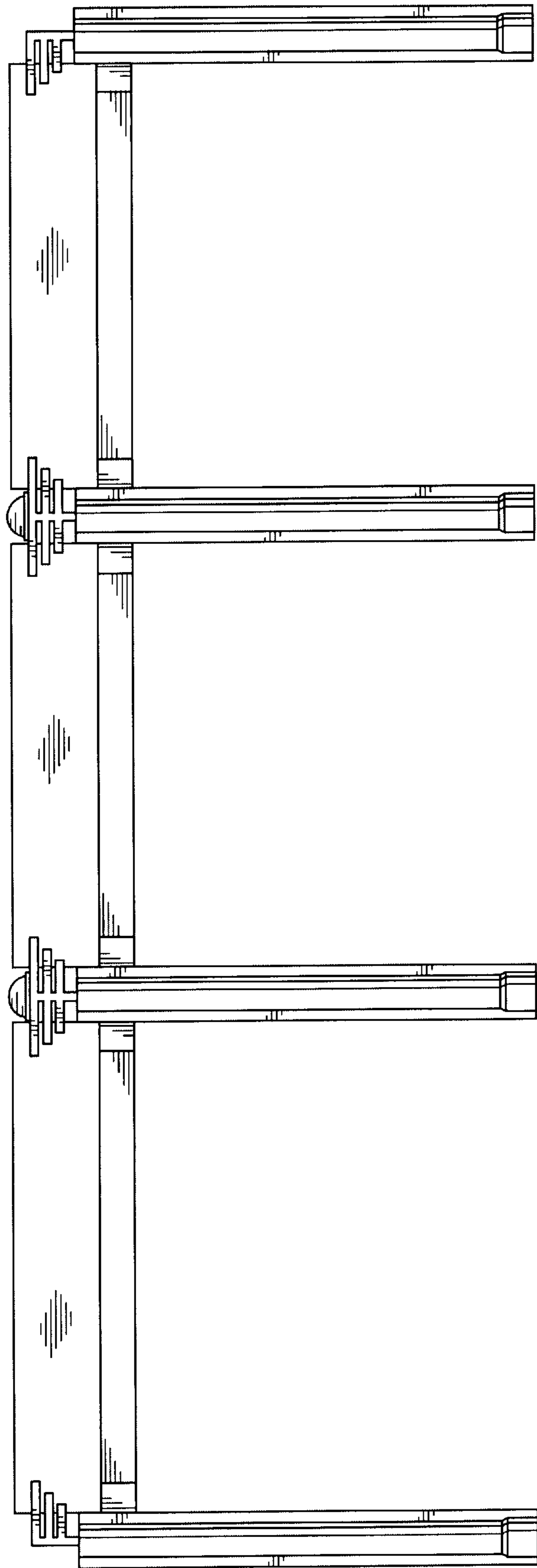


FIG. 4

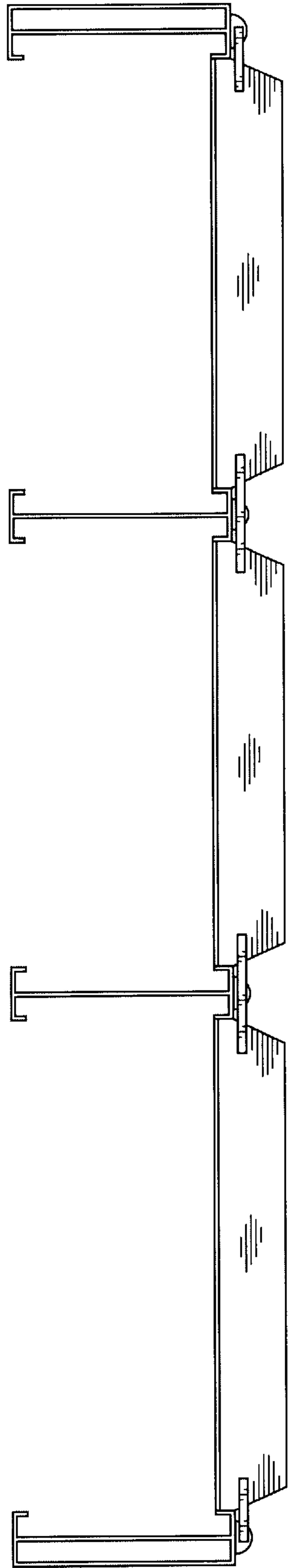


FIG. 5




FIG. 6