



US00D447181B1

(12) **United States Design Patent** (10) **Patent No.:** **US D447,181 S**
Evers et al. (45) **Date of Patent:** **** Aug. 28, 2001**

(54) **BARRICADE COVER**

(75) Inventors: **Dolores B. Evers; Arnold Stanley Evers**, both of Valrico, FL (US); **April Allen**, Roosevelt Island, NY (US)

(73) Assignee: **Crescent Caterers, Inc.**, Valrico, FL (US)

(**) Term: **14 Years**

(21) Appl. No.: **29/112,988**

(22) Filed: **Oct. 27, 1999**

(51) **LOC (7) Cl.** **19-08**

(52) **U.S. Cl.** **D20/10**

(58) **Field of Search** D20/10, 41, 42,
D20/39; 40/584, 605, 606, 607, 608, 610,
611, 612

(56) **References Cited**

U.S. PATENT DOCUMENTS

D. 327,096 * 6/1992 Hobbs D20/10
D. 410,496 * 6/1999 Wyse D20/41
3,964,197 * 6/1976 Tucker et al. 40/584

* cited by examiner

Primary Examiner—Marcus A. Jackson

(74) *Attorney, Agent, or Firm*—Amster, Rothstein & Ebenstein

(57) **CLAIM**

The original design for a barricade cover, as shown and described.

DESCRIPTION

FIG. 1 is an exploded view of a barricade cover showing my new design, the view from the other side being a mirror image thereof;

FIG. 2 is a front elevational view thereof showing the closure of a first embodiment on the left side of the figure and an alternate closure of the second embodiment on the right side;

FIG. 3 is a top plan view thereof;

FIG. 4 is a right-side elevational view of FIG. 2 showing the closure of the second embodiment;

FIG. 5 is a rear elevational view thereof;

FIG. 6 is a bottom plan view thereof; and,

FIG. 7 is a left-side elevational view of FIG. 2 showing the first embodiment of the closure.

The broken line showing of a barricade in the various figures is for illustrative purposes only and forms no part of the claimed design. The “logo” shown on one side of the barricade cover is for illustrative purposes only and also forms no part of the claimed design.

1 Claim, 3 Drawing Sheets

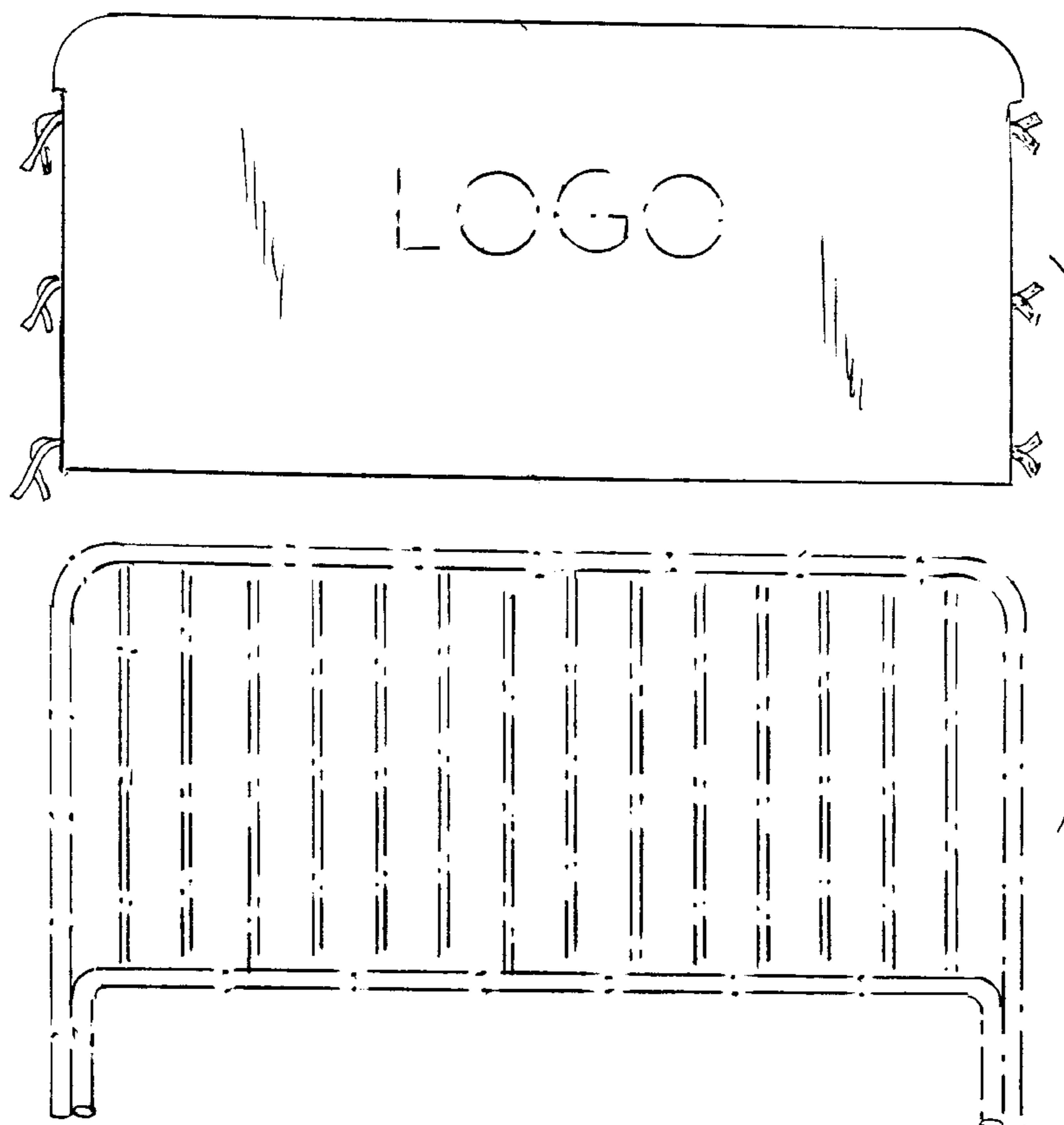


FIG 1

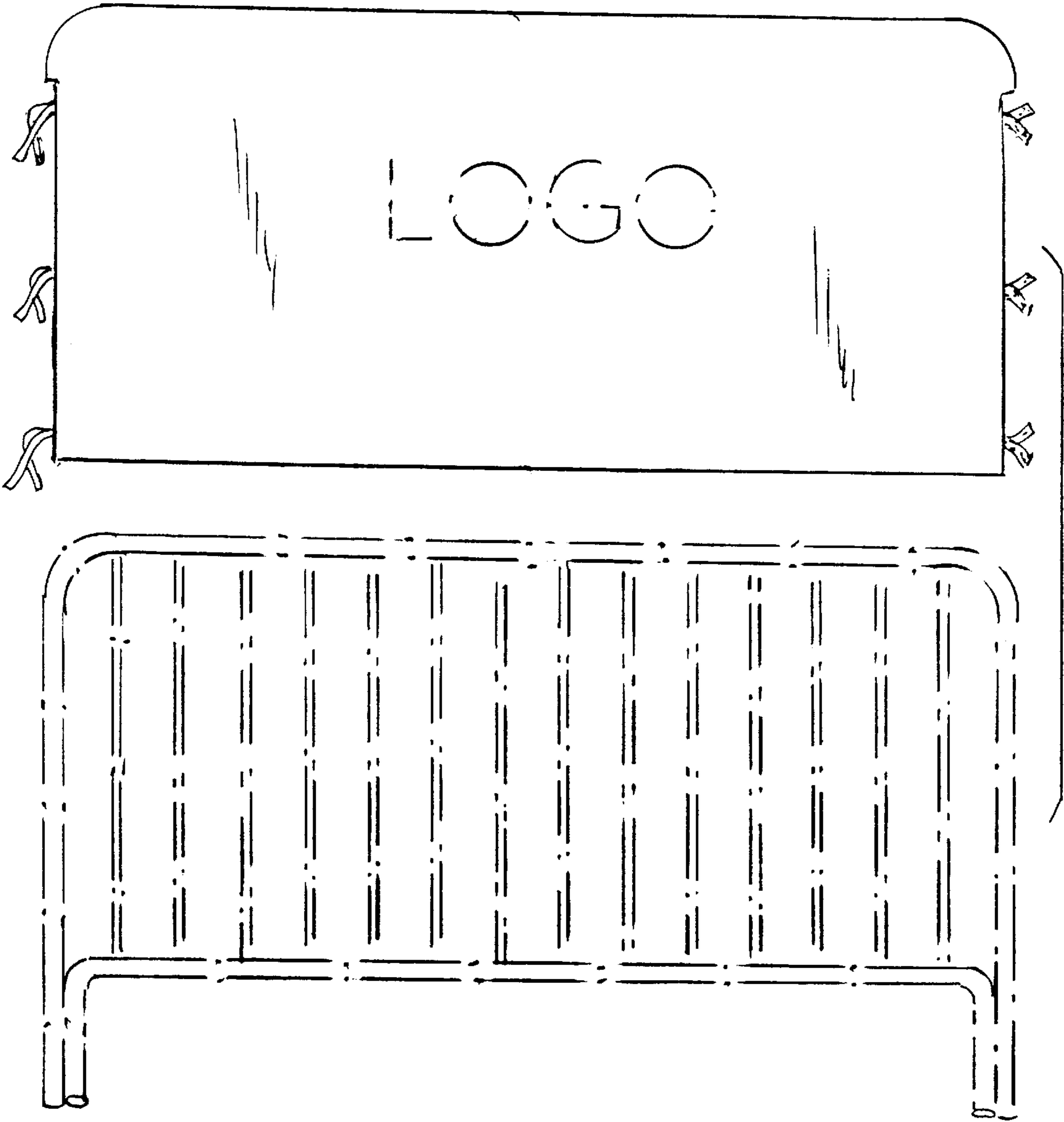


FIG 3

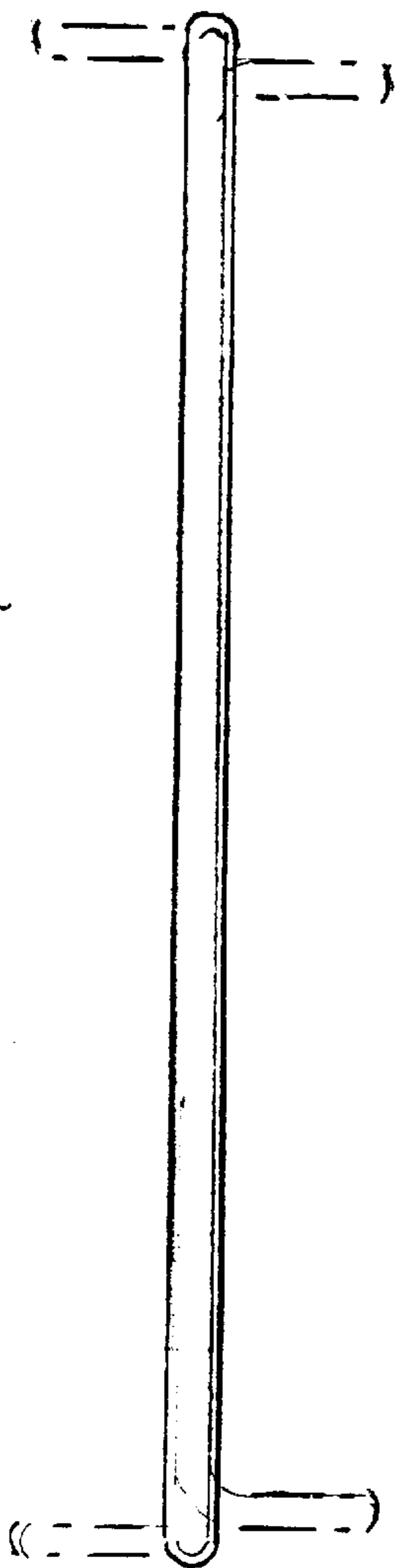


FIG 4

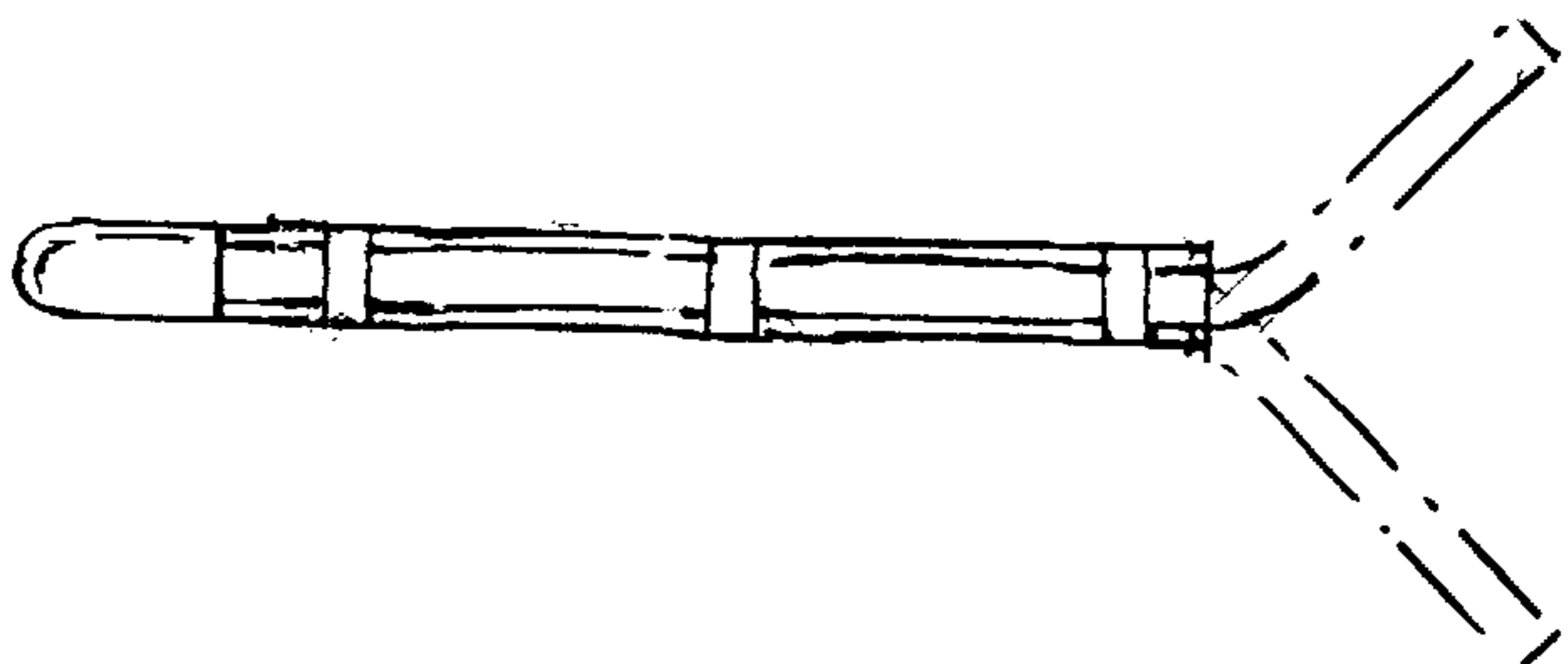


FIG 2

