



US00D447170B1

(12) **United States Design Patent**
Wolff et al.

(10) **Patent No.:** **US D447,170 S**

(45) **Date of Patent:** **** Aug. 28, 2001**

(54) **FOLDER**

(75) Inventors: **Scott S. Wolff**, Evanston; **James R. Weeden, Jr.**, Palatine; **Michael W. Cochrane**, Buffalo Grove; **Marcia Elizabeth Lausen**, Evanston; **John A. Zillmer**, Northbrook; **Stephan Peter James Pfanner**, Chicago, all of IL (US)

(73) Assignee: **ACCO Brands, Inc.**, Lincolnshire, IL (US)

(**) Term: **14 Years**

(21) Appl. No.: **29/101,896**

(22) Filed: **Mar. 12, 1999**

(51) **LOC (7) Cl.** **19-04**

(52) **U.S. Cl.** **D19/26; D19/86**

(58) **Field of Search** D3/301, 303, 232, D3/900; D19/26, 27, 32, 33; 70/68; 190/127, 901; 206/424, 810; 281/15.1, 19.1, 21.1, 27, 27.1-27.3, 29, 31, 35, 51; 402/79, 80 R

(56) **References Cited**

U.S. PATENT DOCUMENTS

- D. 275,576 * 9/1984 Kirk D19/33
- D. 318,878 * 8/1991 Wyant D19/26
- D. 380,775 * 7/1997 Lee D19/33

- D. 406,697 * 3/1999 Moor D3/303
- D. 424,615 * 5/2000 Wyant D19/32
- 4,150,844 * 4/1979 Yoshizawa 281/19.1

* cited by examiner

Primary Examiner—Martie K. Holtje

(74) *Attorney, Agent, or Firm*—Pennie & Edmonds LLP

(57) **CLAIM**

The ornamental design for a folder, as shown and described.

DESCRIPTION

FIG. 1 is a perspective view of the folder showing our new design;

FIG. 2 is a front view thereof;

FIG. 3 is a rear view thereof;

FIG. 4 is a top view thereof;

FIG. 5 is a right side view thereof; and,

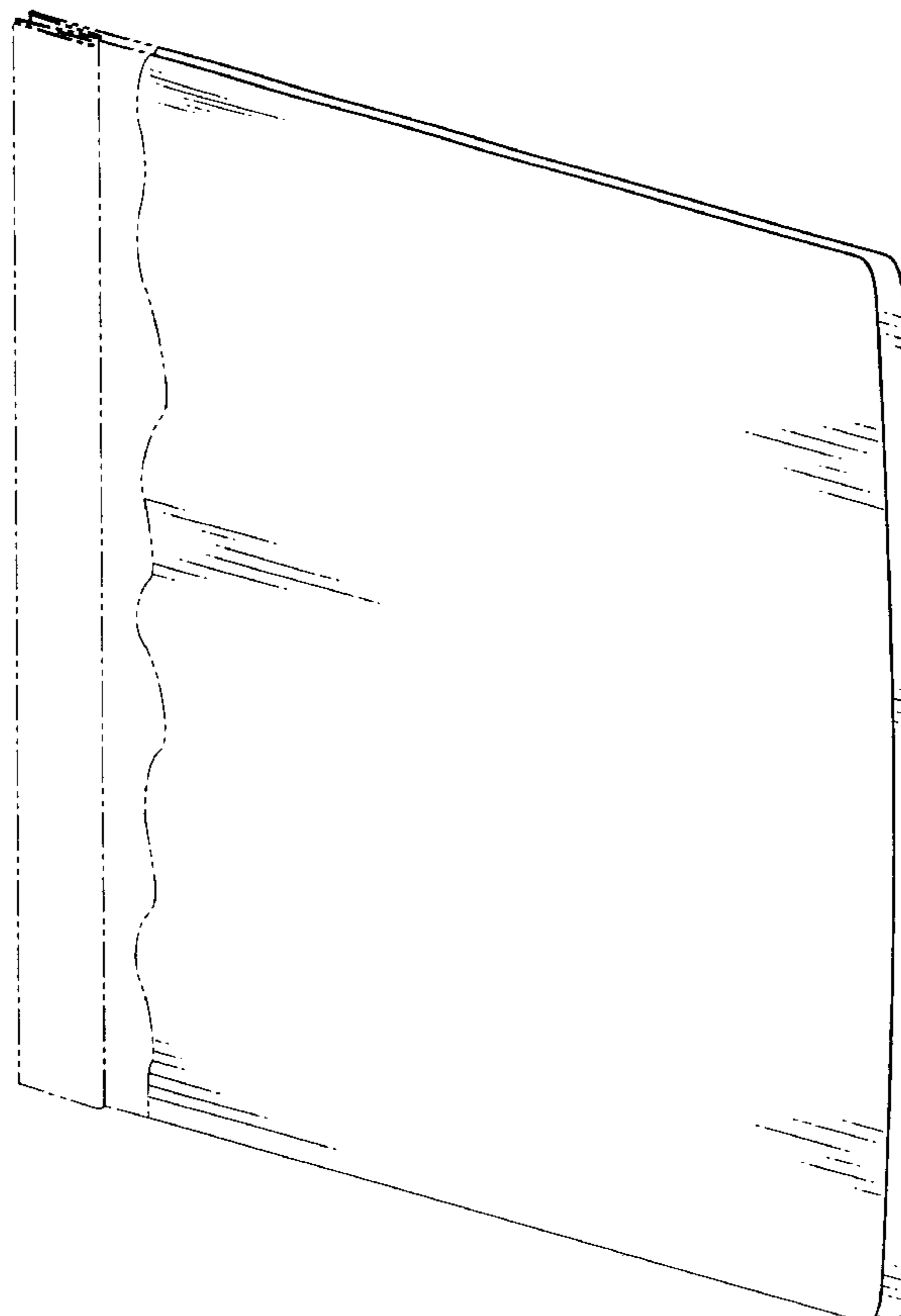
FIG. 6 is an inside view thereof in an open position.

The bottom plan view is a mirror image of the top view shown in FIG. 4.

The structural features depicted by means of broken lines in the figures have been shown for illustrative purposes only and form no part of the claimed design.

The curvilinear broken lines in FIGS. 1, 2, 3, and 6, which define the boundaries of the claimed design, form no part thereof.

1 Claim, 5 Drawing Sheets



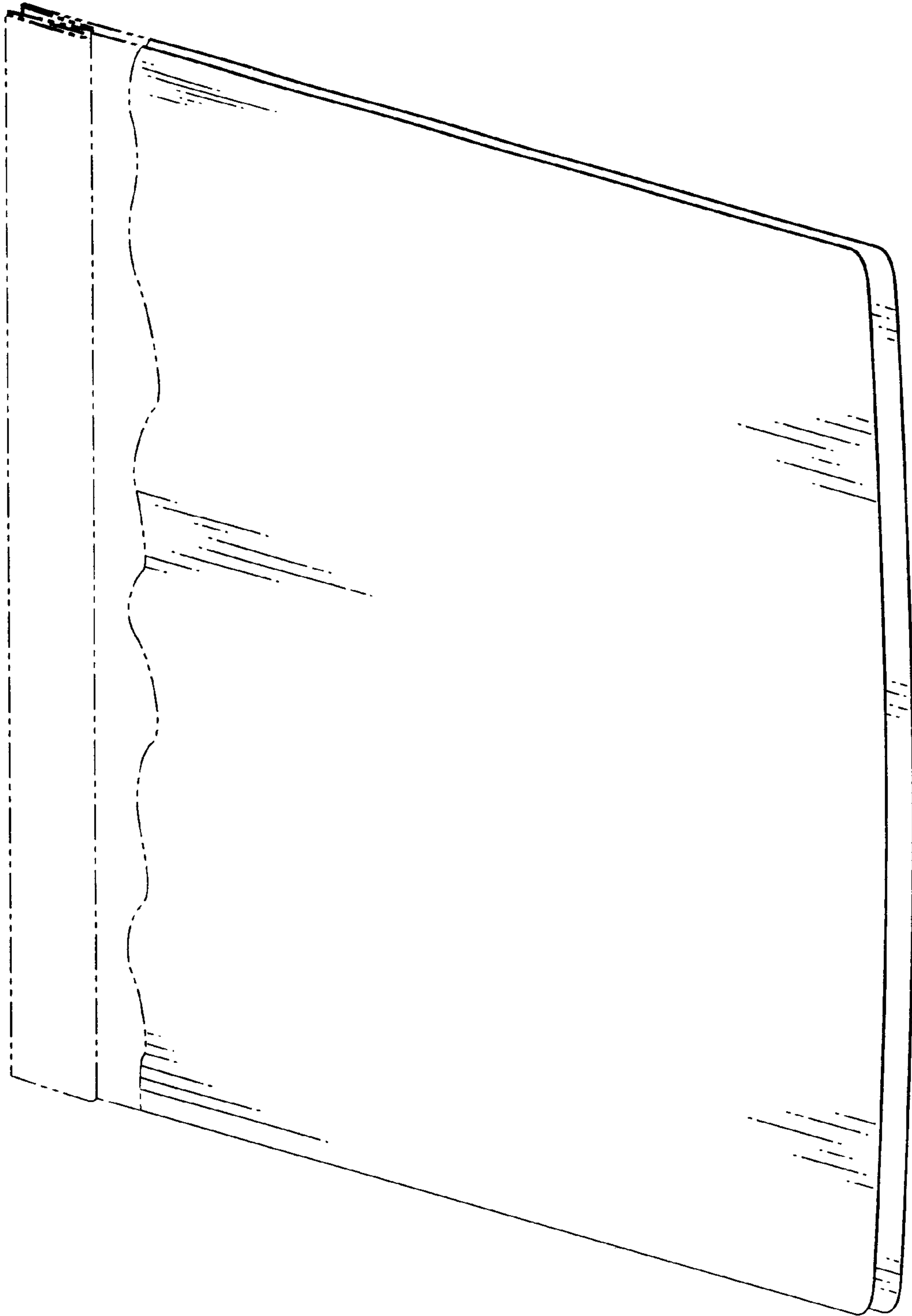


Fig. 1




Fig. 2




Fig. 3

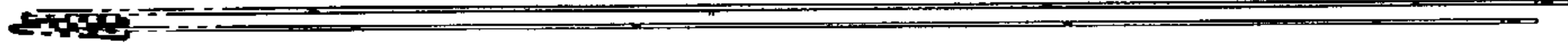


Fig. 4



Fig. 5

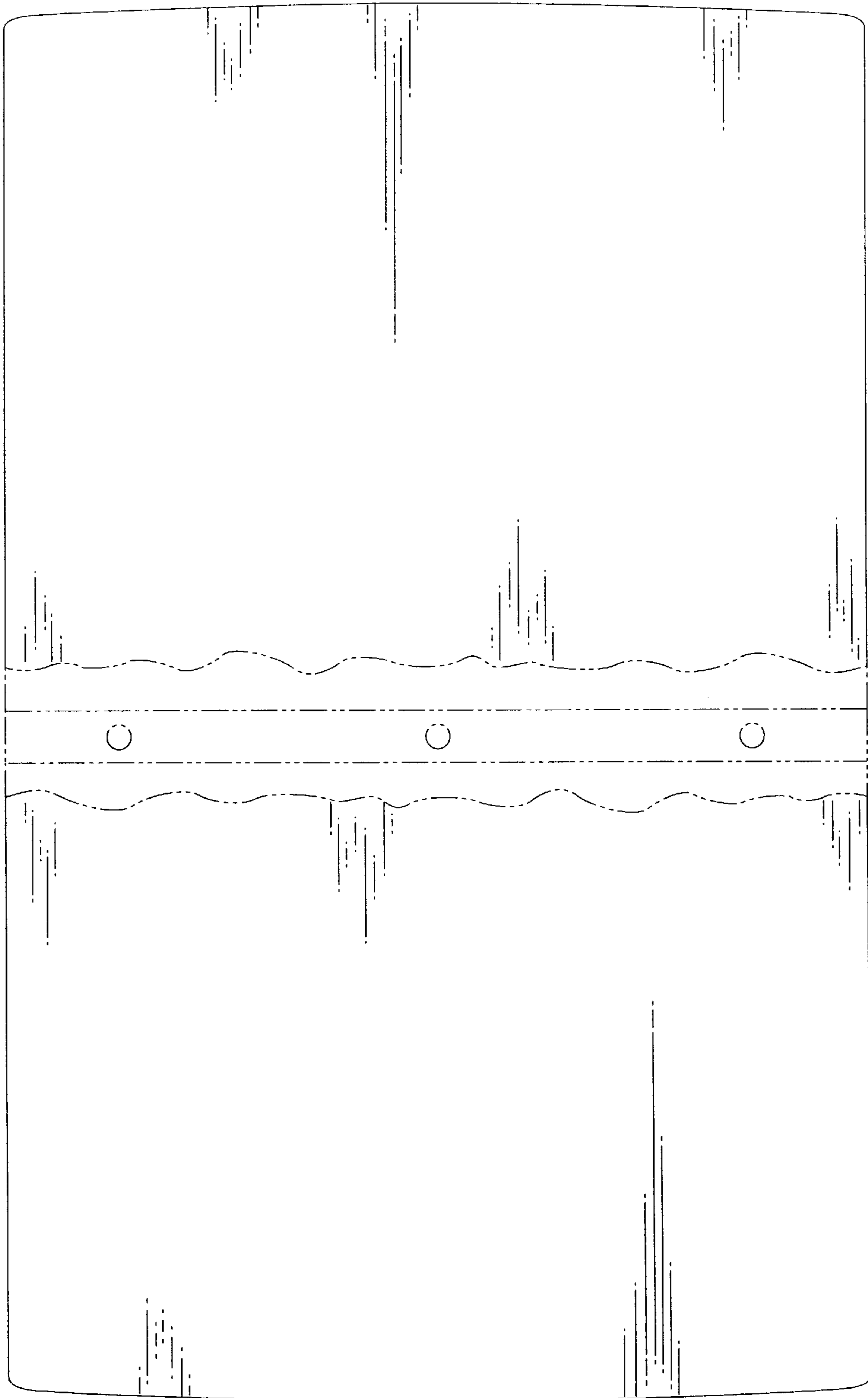


Fig. 6