



US00D447146B1

(12) **United States Design Patent**
Myers

(10) **Patent No.:** **US D447,146 S**

(45) **Date of Patent:** **** *Aug. 28, 2001**

(54) **CD-ROM MEDIUM**

(76) **Inventor:** **Douglas A. Myers**, 2255 N. University Pkwy., PMB Suite 15, #277, Provo, UT (US) 84604-7506

(*) **Notice:** This patent is subject to a terminal disclaimer.

(**) **Term:** **14 Years**

(21) **Appl. No.:** **29/113,031**

(22) **Filed:** **Oct. 28, 1999**

(51) **LOC (7) Cl.** **14-02**

(52) **U.S. Cl.** **D14/478**

(58) **Field of Search** D11/89; D21/386, D21/390; D14/474, 478, 432; 395/186; 360/133, 135, 97.01-99.12; D19/9, 10; 273/236, 288; 369/272-3, 275.1-275.5, 280, 282-8

(56) **References Cited**

U.S. PATENT DOCUMENTS

- D. 394,648 * 5/1998 Rohde .
- D. 418,502 * 1/2000 Friday .

- D. 419,151 * 1/2000 Koedel .
- D. 419,152 * 1/2000 Lowenstein .
- 4,812,633 * 3/1989 Vogelgesang et al. .
- 5,579,296 * 11/1996 Smith et al. .
- 5,852,598 * 12/1998 Wiest .
- 5,882,555 * 3/1999 Rohde et al. .
- 5,982,736 * 11/1999 Pierson .

* cited by examiner

Primary Examiner—M. H. Tung

(74) *Attorney, Agent, or Firm*—Angus C. Fox, III

(57) **CLAIM**

The ornamental design for a CD-ROM medium, as shown and described.

DESCRIPTION

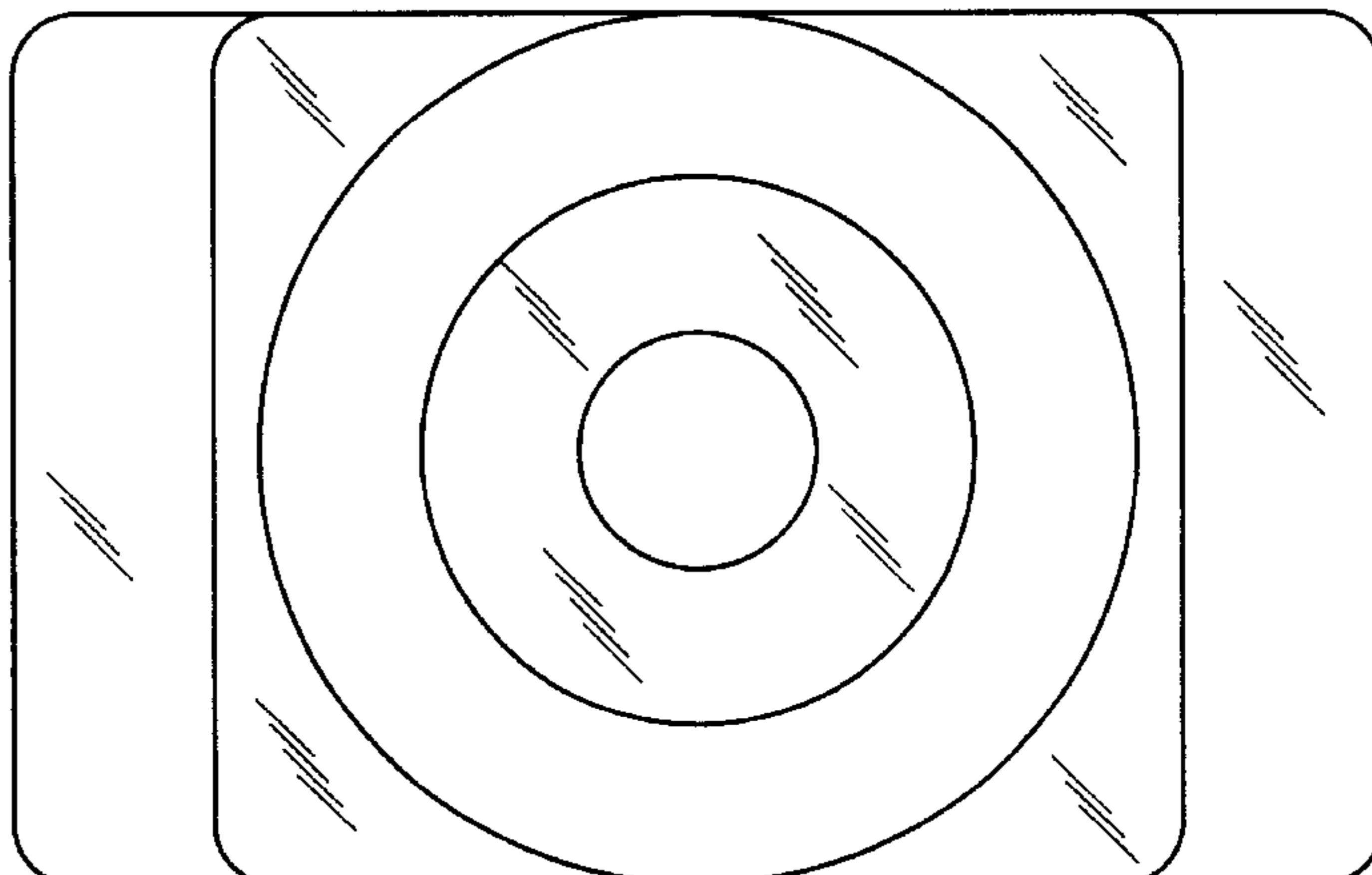
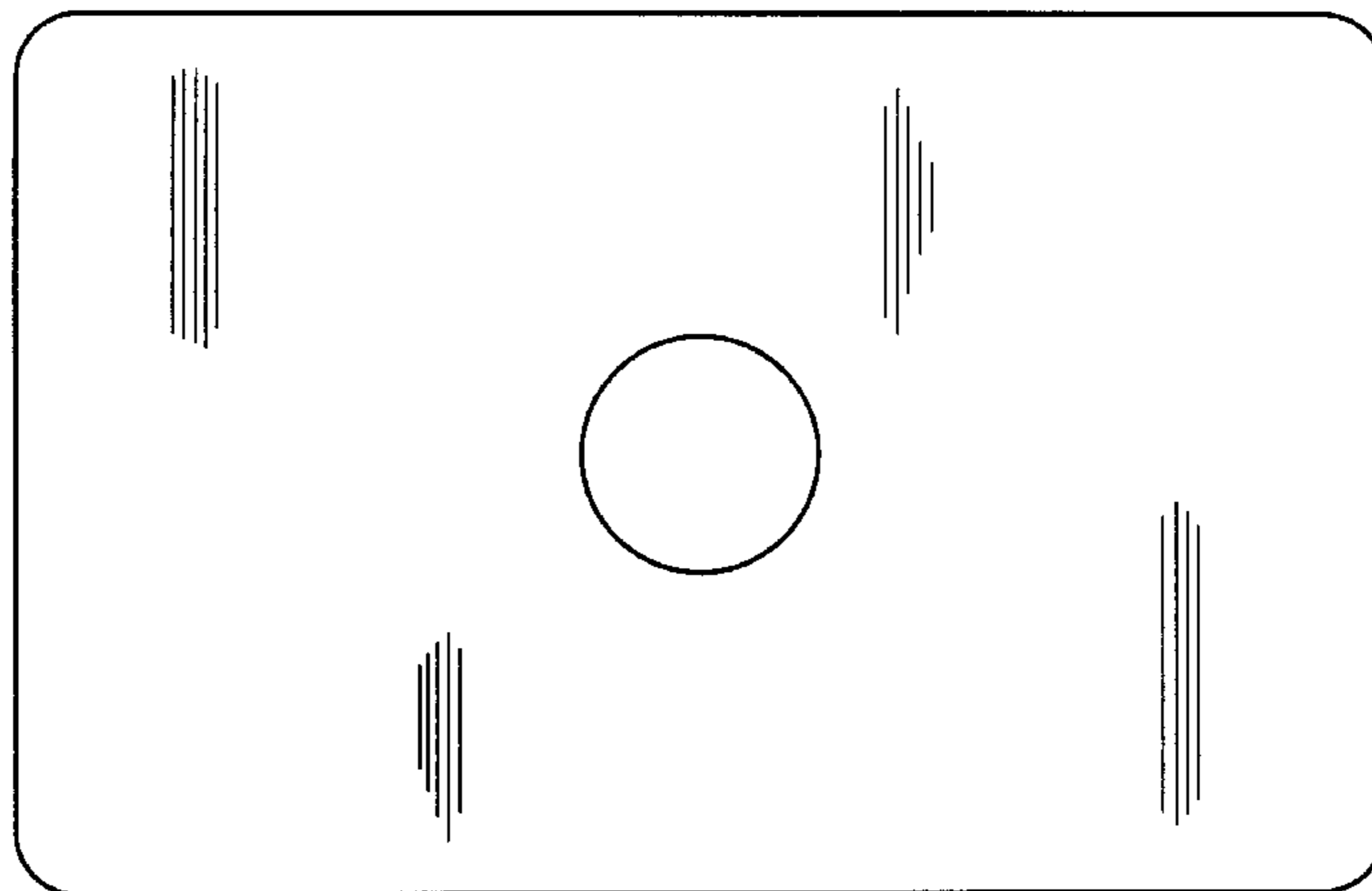
FIG. 1 is a top plan view of the CD-ROM medium; showing my new design;

FIG. 2 is a side elevational view thereof, the opposite side is identical;

FIG. 3 is an end elevational view thereof, the opposite end is identical; and,

FIG. 4 is a bottom plan view thereof.

1 Claim, 1 Drawing Sheet



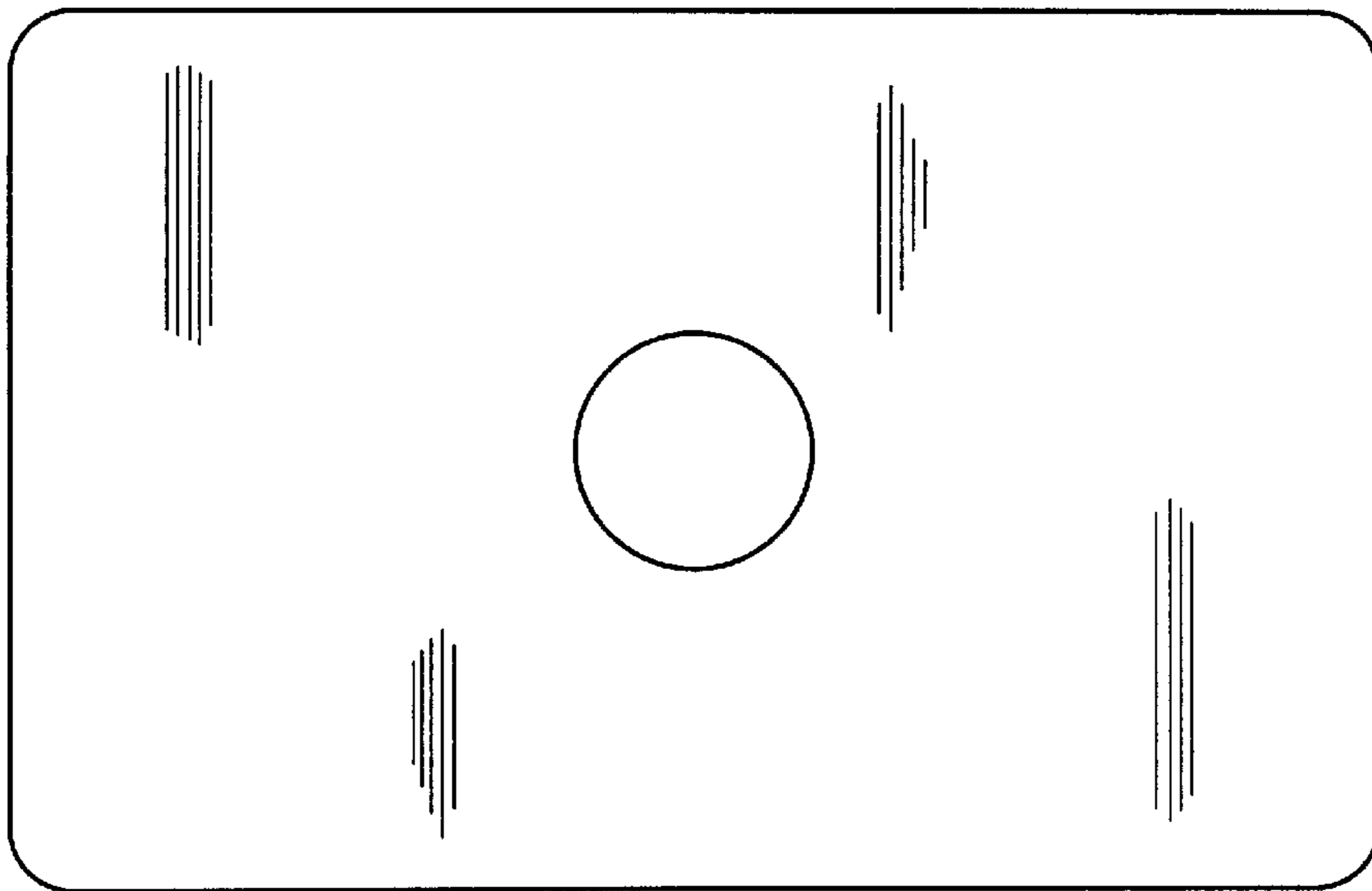


FIG. 1




FIG. 2




FIG. 3

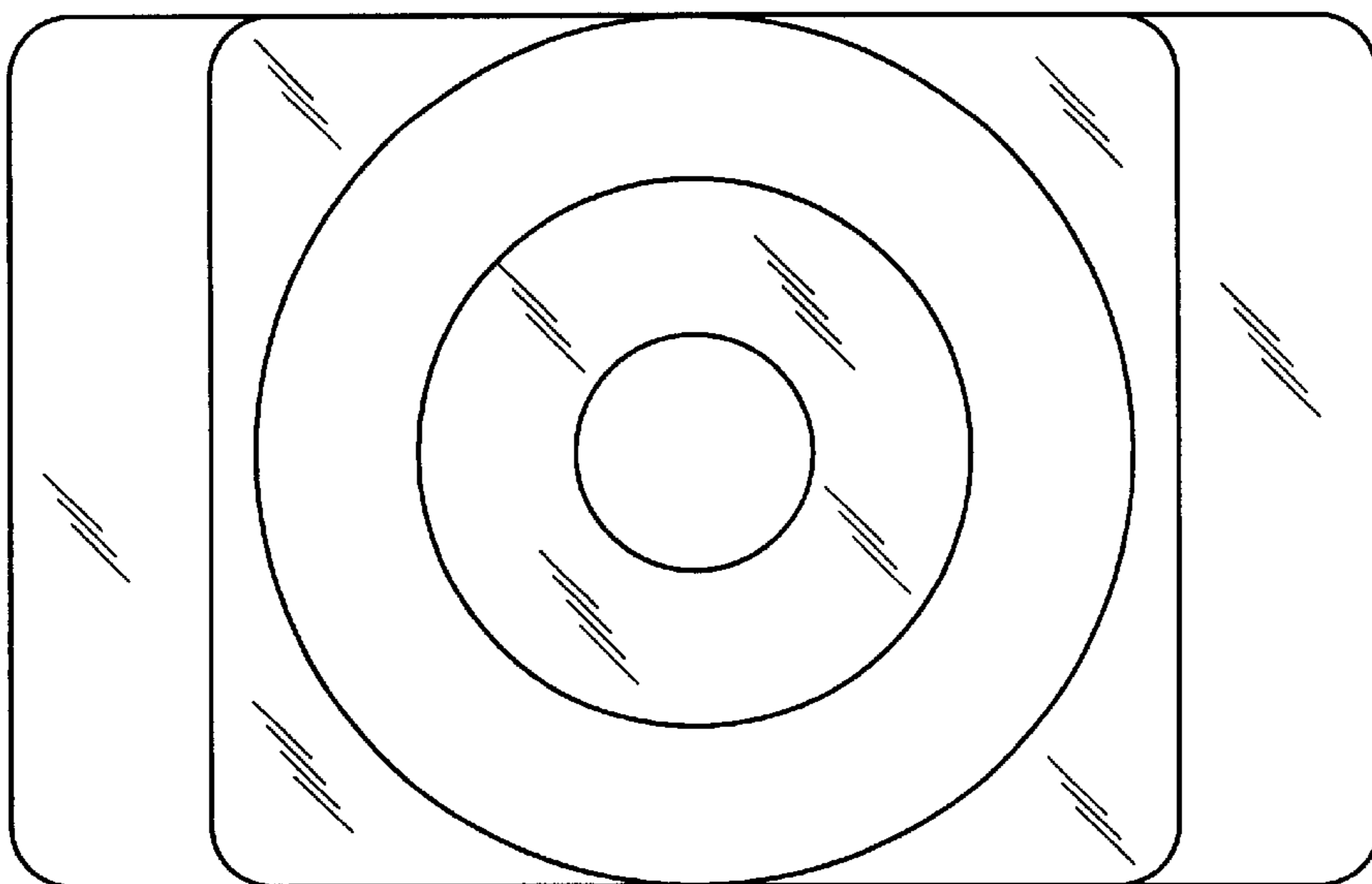


FIG. 4