



US00D447143B1

(12) **United States Design Patent**  
**Crane, Jr. et al.**

(10) **Patent No.:** **US D447,143 S**

(45) **Date of Patent:** **\*\* Aug. 28, 2001**

(54) **COMPUTER CABINET**

(75) Inventors: **Stanford W. Crane, Jr.; Moises Behar; Kevin J. Link**, all of Boca Raton; **Daniel J. Michalski**, West Palm Beach, all of FL (US)

(73) Assignee: **Silicon Bandwidth**, Fremont, CA (US)

(\*\*) Term: **14 Years**

(21) Appl. No.: **29/092,575**

(22) Filed: **Aug. 21, 1998**

**Related U.S. Application Data**

(63) Continuation-in-part of application No. 29/081,929, filed on Nov. 14, 1997, now Pat. No. Des. 430,565.

(51) **LOC (7) Cl.** ..... **14-02**

(52) **U.S. Cl.** ..... **D14/439**

(58) **Field of Search** ..... D14/432, 439, D14/440, 448; 361/679-87, 600, 622, 627-36; D6/449, 491, 445, 396, 512, 451-52

(56) **References Cited**

**U.S. PATENT DOCUMENTS**

- D. 253,584 \* 12/1979 Dorsen ..... D11/131
- D. 304,208 \* 10/1989 Loftus ..... D21/373
- D. 339,615 \* 9/1993 Stewart ..... D21/499
- D. 383,799 \* 9/1997 Beaumier et al. .... D21/373
- D. 389,874 \* 1/1998 Kazangian ..... D21/373
- D. 411,182 \* 6/1999 McIntosh et al. .

- D. 425,495 \* 5/2000 Chiodo et al. .
- 2,148,102 \* 2/1939 Brumer .
- 2,430,681 \* 11/1947 Johnson .
- 2,570,625 \* 10/1951 Zimmerman et al. .
- 3,233,343 \* 2/1966 Short .
- 3,461,574 \* 8/1969 Larsen et al. .
- 4,308,016 \* 12/1981 White .
- 4,838,794 \* 6/1989 Coddington .

\* cited by examiner

*Primary Examiner*—M. H. Tung

(74) *Attorney, Agent, or Firm*—Morgan, Lewis & Bockius LLP

(57) **CLAIM**

The ornamental design for a computer cabinet, as shown and described.

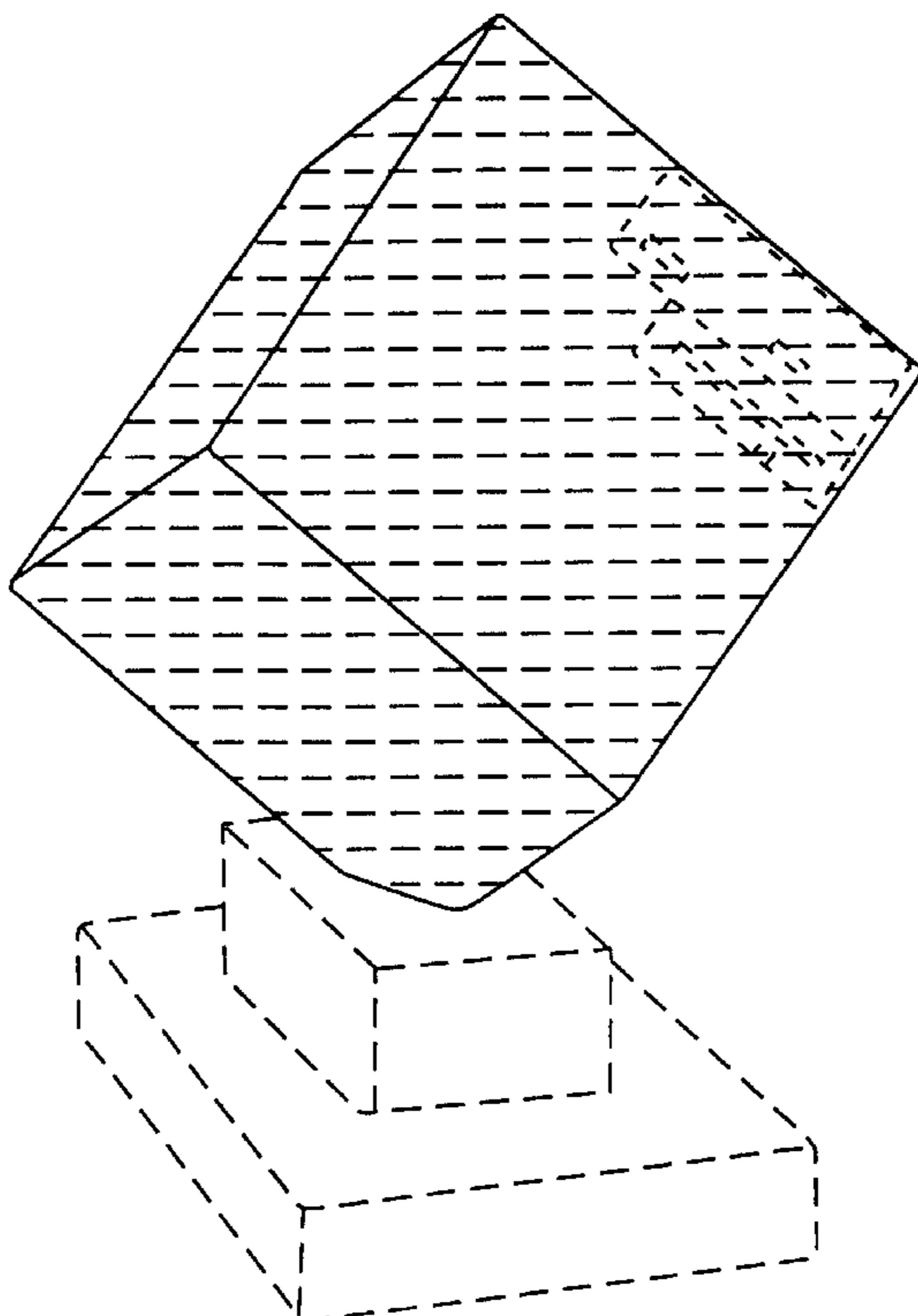
**DESCRIPTION**

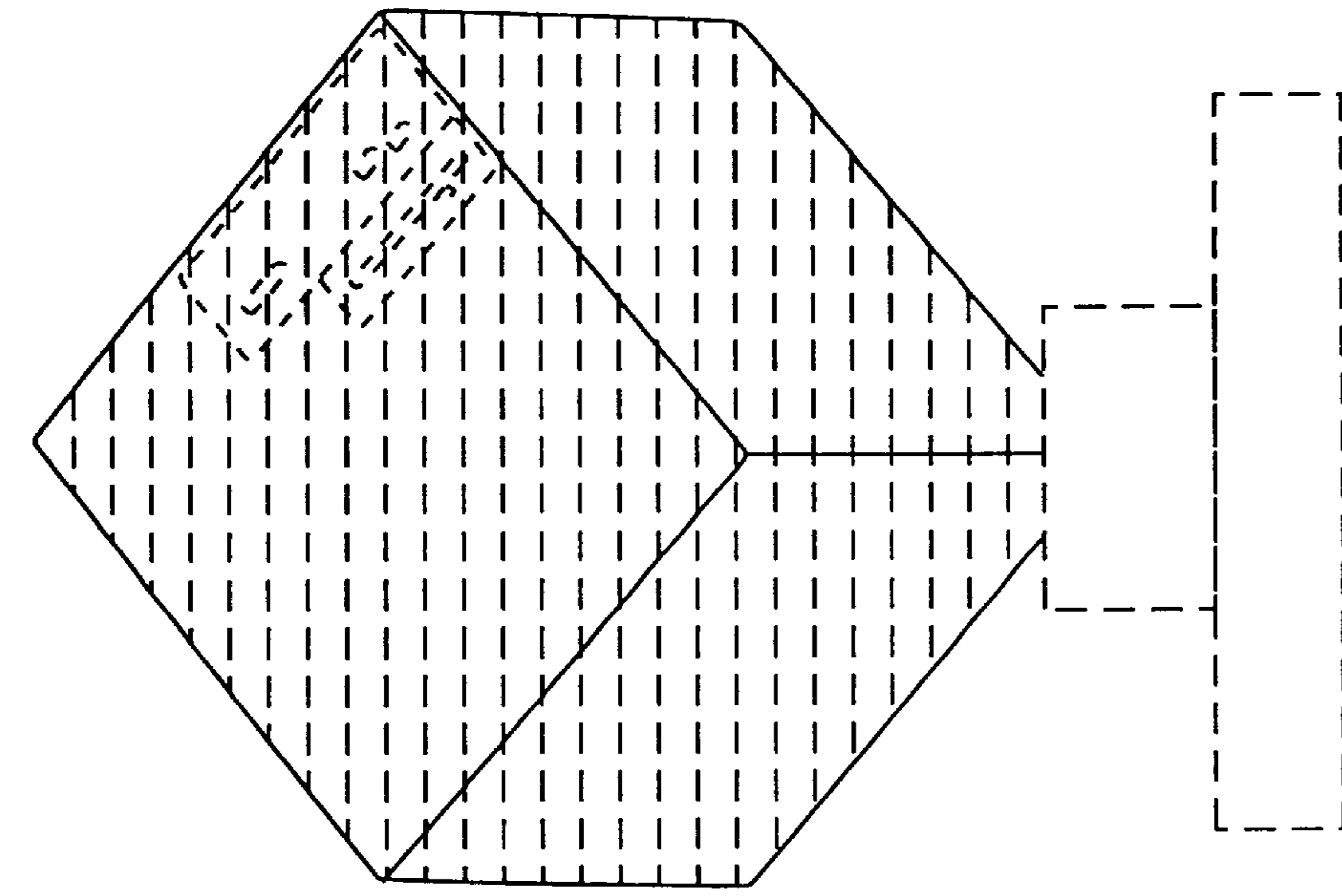
FIG. 1 is a perspective view of the computer cabinet embodying our design; FIG. 2 is a front view; FIG. 3 is a left side view, the right side view being a mirror image thereof; FIG. 4 is a back view; and, FIG. 5 is a top view.

The uniform surface shading represents a silver or gray finish.

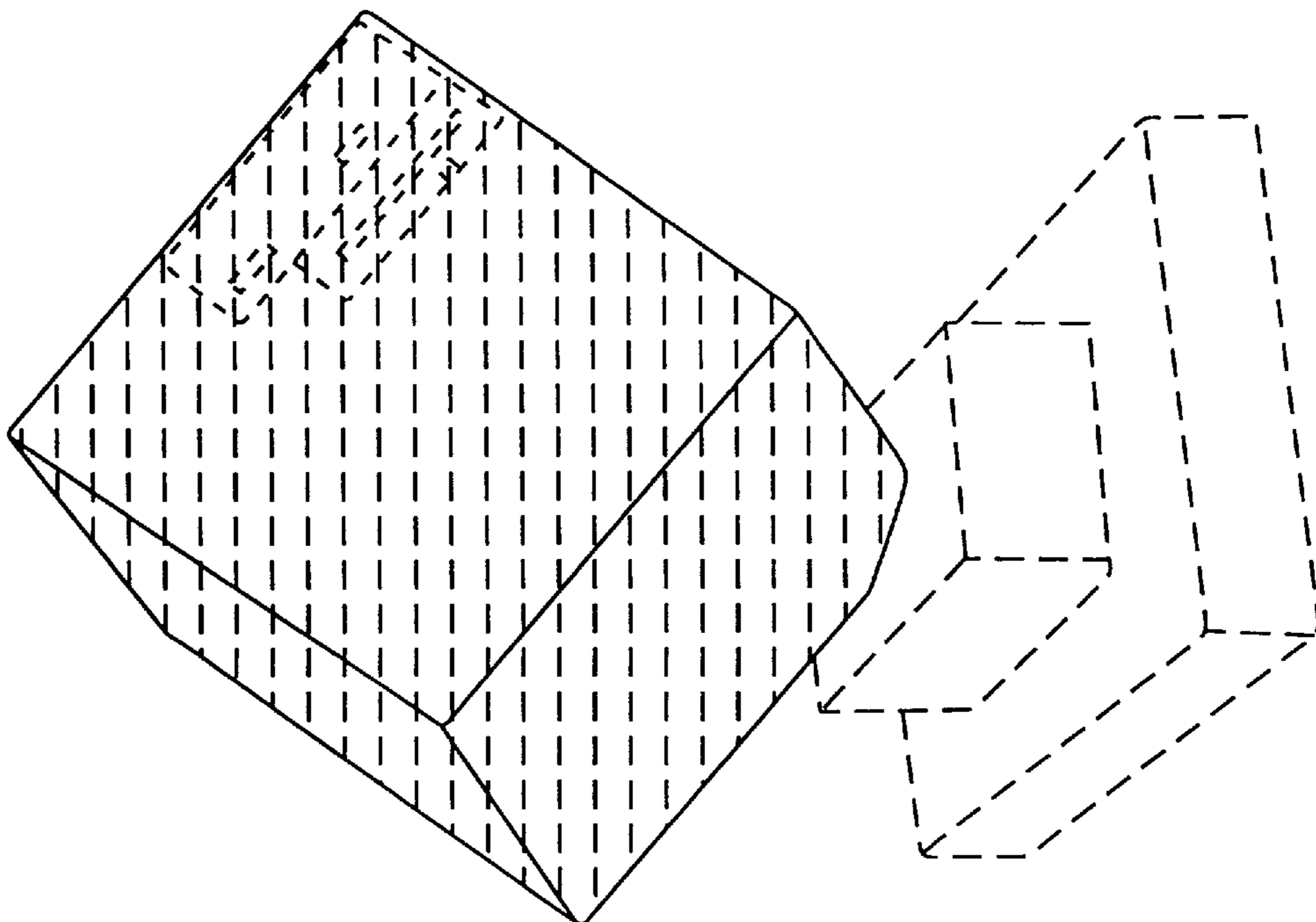
The broken line drawings of drive bays and a base portion in all views are for illustrative purposes only and form no part of the claimed design.

**1 Claim, 3 Drawing Sheets**

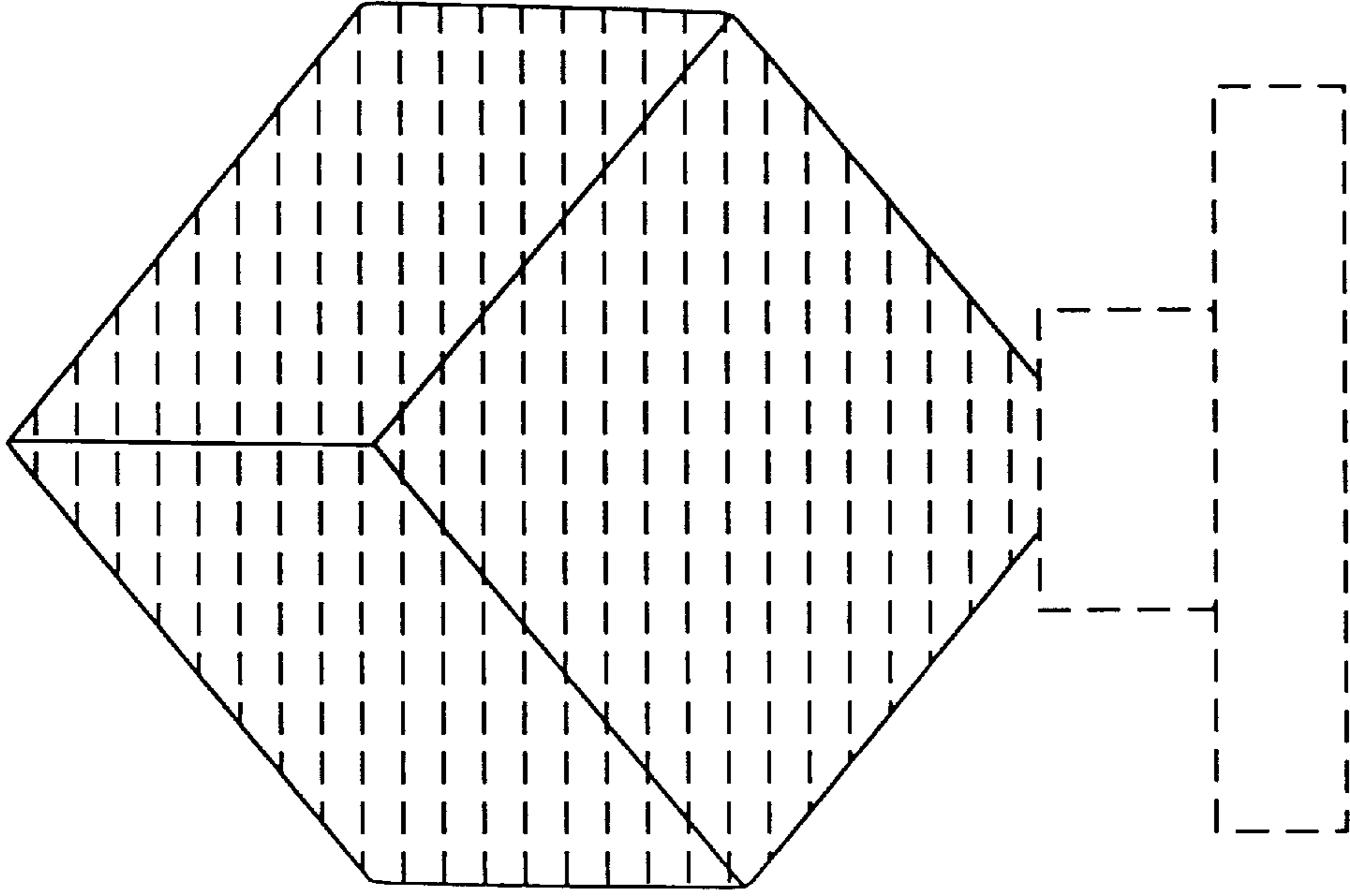




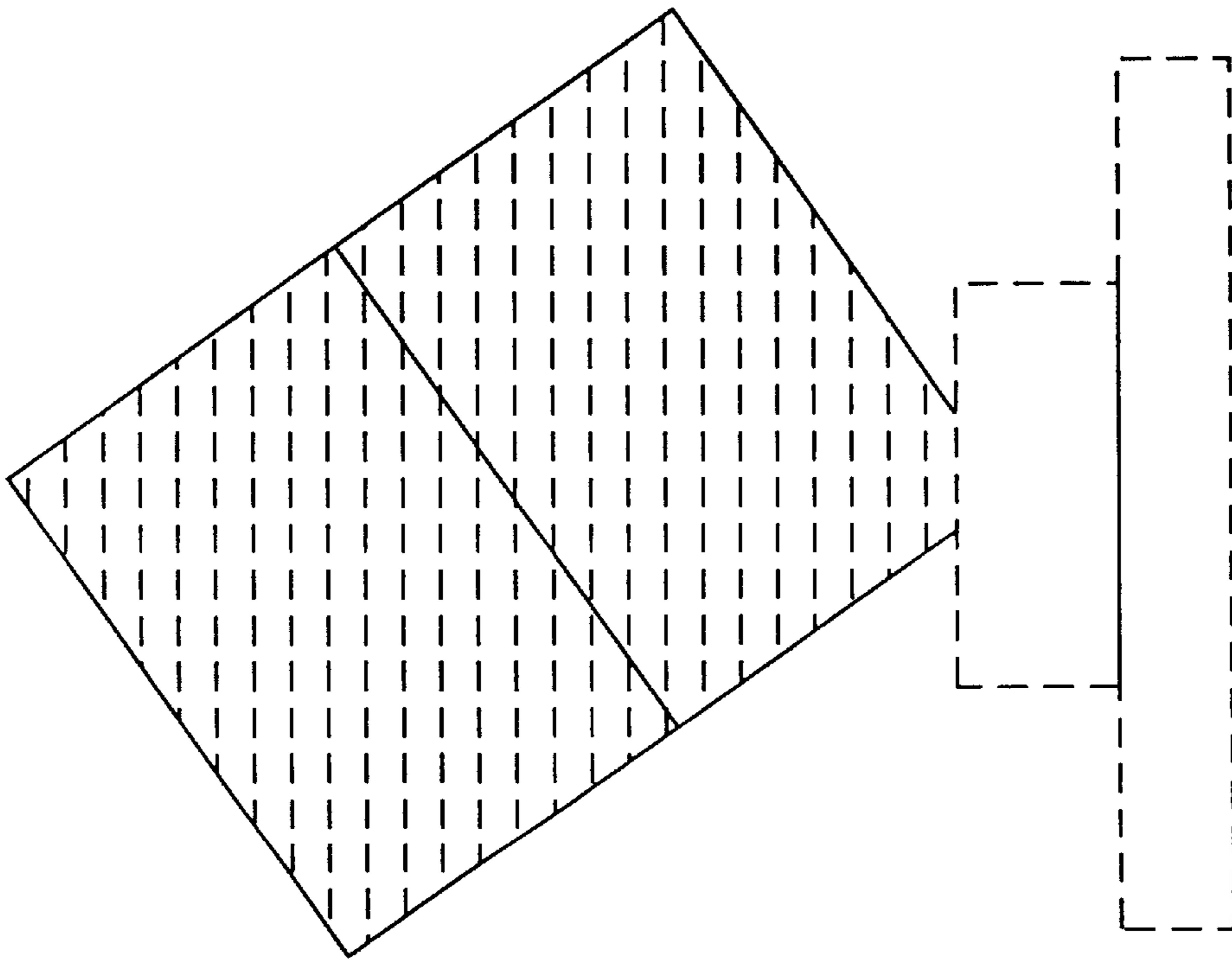
**FIG. 1**



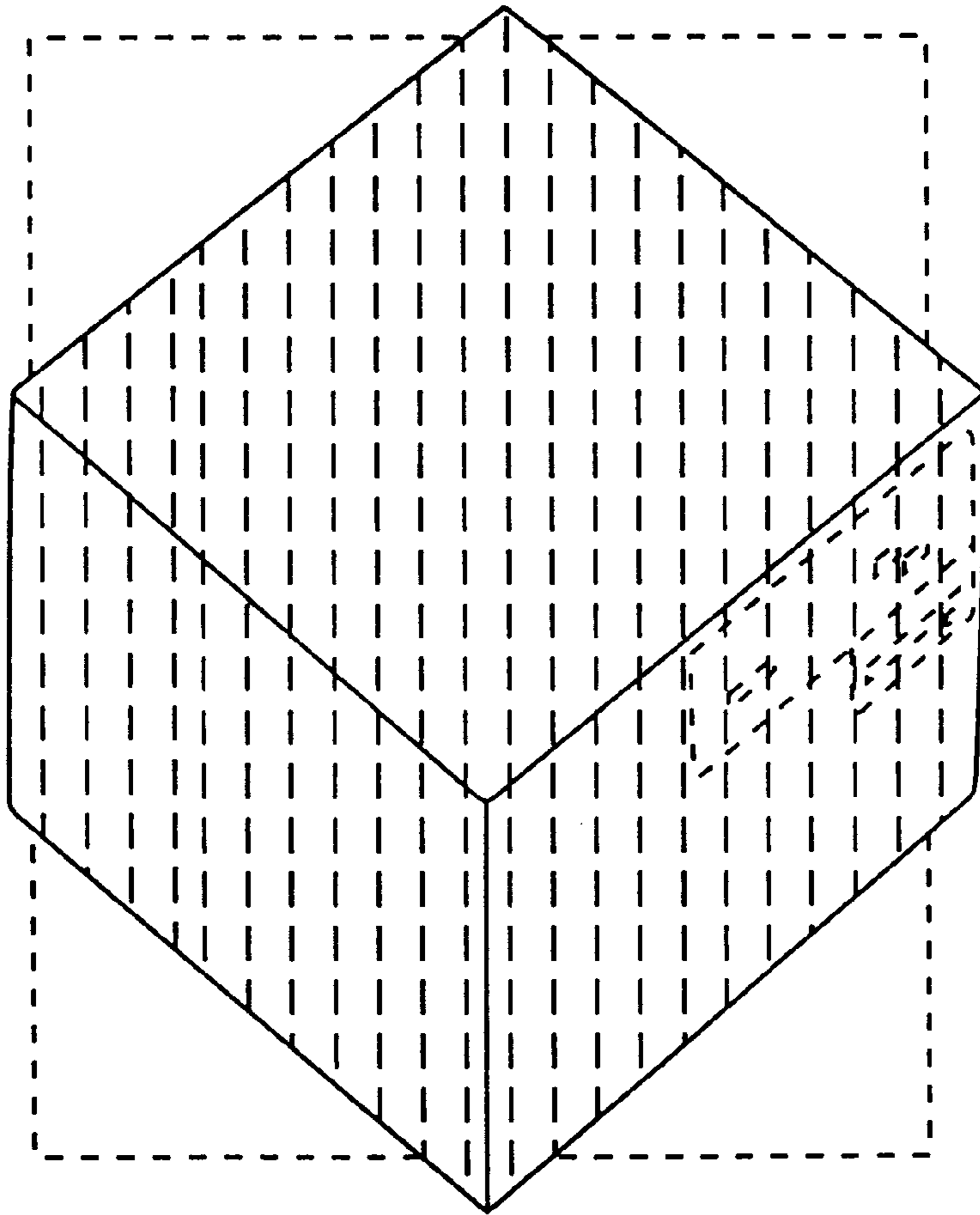
**FIG. 2**



**FIG. 4**



**FIG. 3**



**FIG. 5**