



US00D447133B1

(12) **United States Design Patent**
Arbisi et al.

(10) **Patent No.:** **US D447,133 S**

(45) **Date of Patent:** **** Aug. 28, 2001**

(54) **DISPLAY AND FUNCTION KEY AREA OF A HANDSET**

(75) Inventors: **Tom Arbisi**, Newbury Park; **Todd Wood**, Thousand Oaks, both of CA (US)

(73) Assignee: **Nokia Mobile Phones Ltd.**, Espoo (FI)

(**) Term: **14 Years**

(21) Appl. No.: **29/129,109**

(22) Filed: **Sep. 7, 2000**

(51) **LOC (7) Cl.** **14-03**

(52) **U.S. Cl.** **D14/248; D14/247**

(58) **Field of Search** D14/137, 138, D14/218, 147-148, 247-248, 144, 249, 341-347; 379/433.434, 419, 420, 428, 440, 368, 364, 370; 455/550-575, 90

(56) **References Cited**

U.S. PATENT DOCUMENTS

- D. 396,230 * 7/1998 Phillips et al. D14/138
- D. 402,664 * 12/1998 Phillips et al. D14/247
- D. 408,031 * 4/1999 Salmi D14/138
- D. 408,824 * 4/1999 Johansson et al. D14/247
- D. 409,598 * 5/1999 Tattari D14/138
- D. 409,599 * 5/1999 Tattari D14/138
- D. 409,600 * 5/1999 Yang et al. D14/138

- D. 412,704 * 8/1999 Vuolteenaho et al. D14/138
- D. 415,149 * 10/1999 Vuolteenaho et al. D14/138
- D. 415,770 * 10/1999 Nuovo D14/248
- D. 418,146 * 12/1999 Frye et al. D14/248
- D. 422,585 * 4/2000 Ng et al. D14/137
- D. 425,057 * 5/2000 Finkbeiner D14/138
- D. 428,401 * 7/2000 Curtis D14/138
- D. 429,228 * 8/2000 Nagele et al. D14/138
- D. 430,859 * 9/2000 Lindeman et al. D14/138
- D. 434,402 * 11/2000 Lee D14/138
- D. 438,184 * 2/2000 Suzuki et al. D14/138

* cited by examiner

Primary Examiner—Jeffrey Asch

(74) *Attorney, Agent, or Firm*—Jubin Dana; Brian T. Rivers

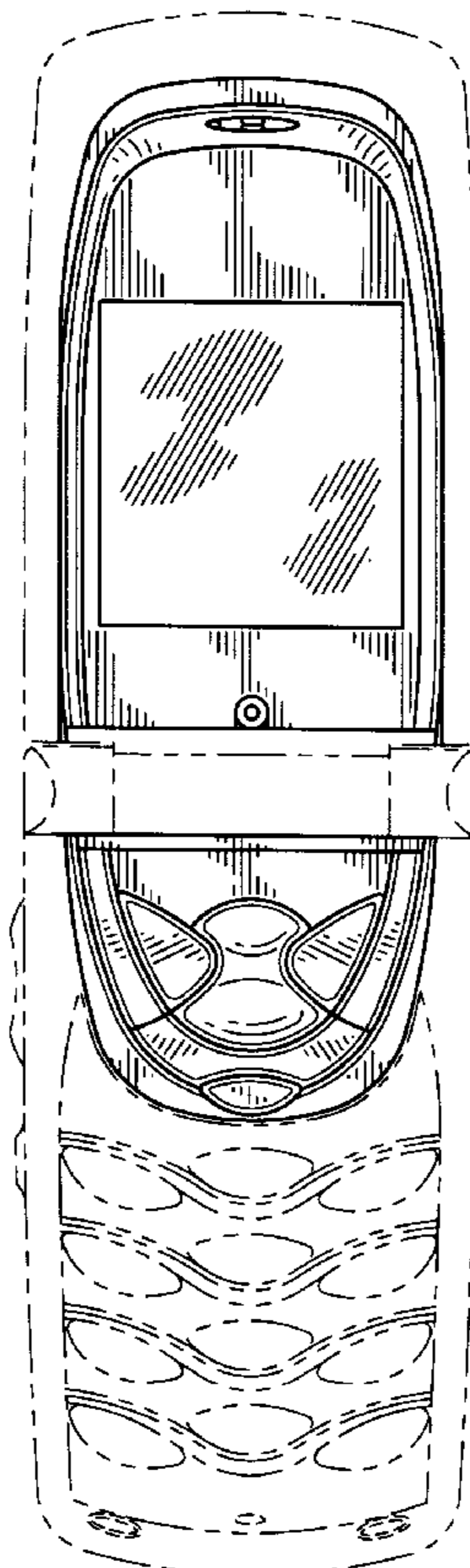
(57) **CLAIM**

The ornamental design for a display and function key area of a handset, as shown.

DESCRIPTION

FIG. 1 is a perspective front view of the handset; FIG. 2 is a front view of the handset in the open position showing the display and function key area; and, FIG. 3 is a perspective front view of the handset in the open position showing the display and function key area. The broken line showings of the handset are for illustrative purposes only and form no part of the claimed design.

1 Claim, 1 Drawing Sheet



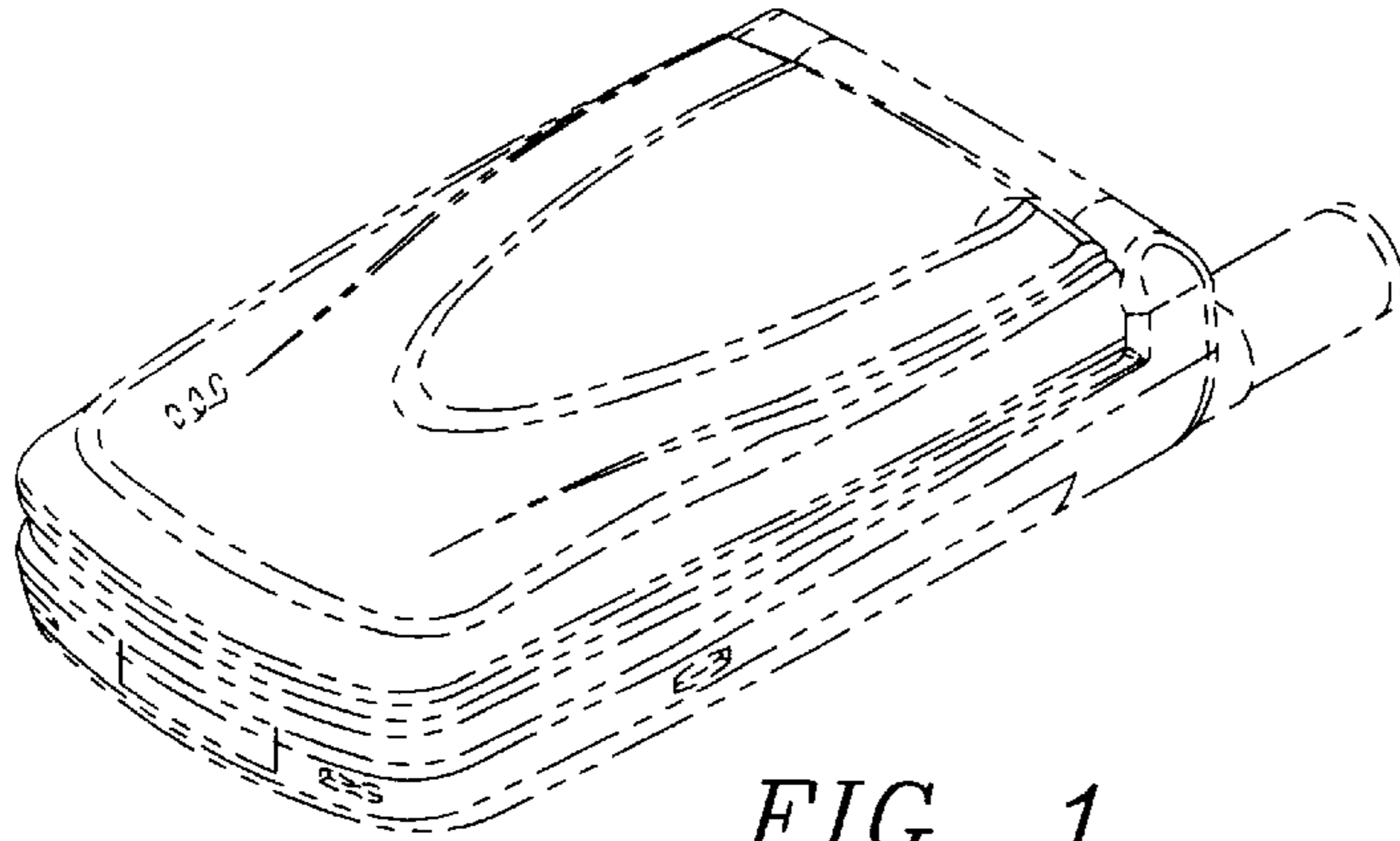


FIG. 1

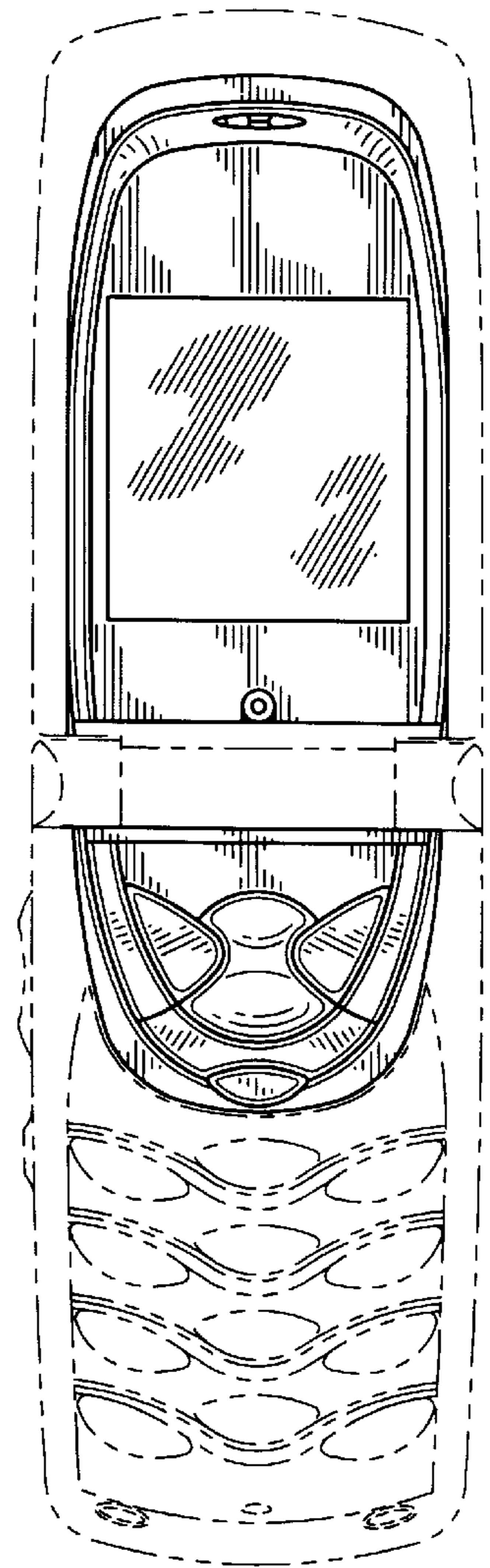


FIG. 2

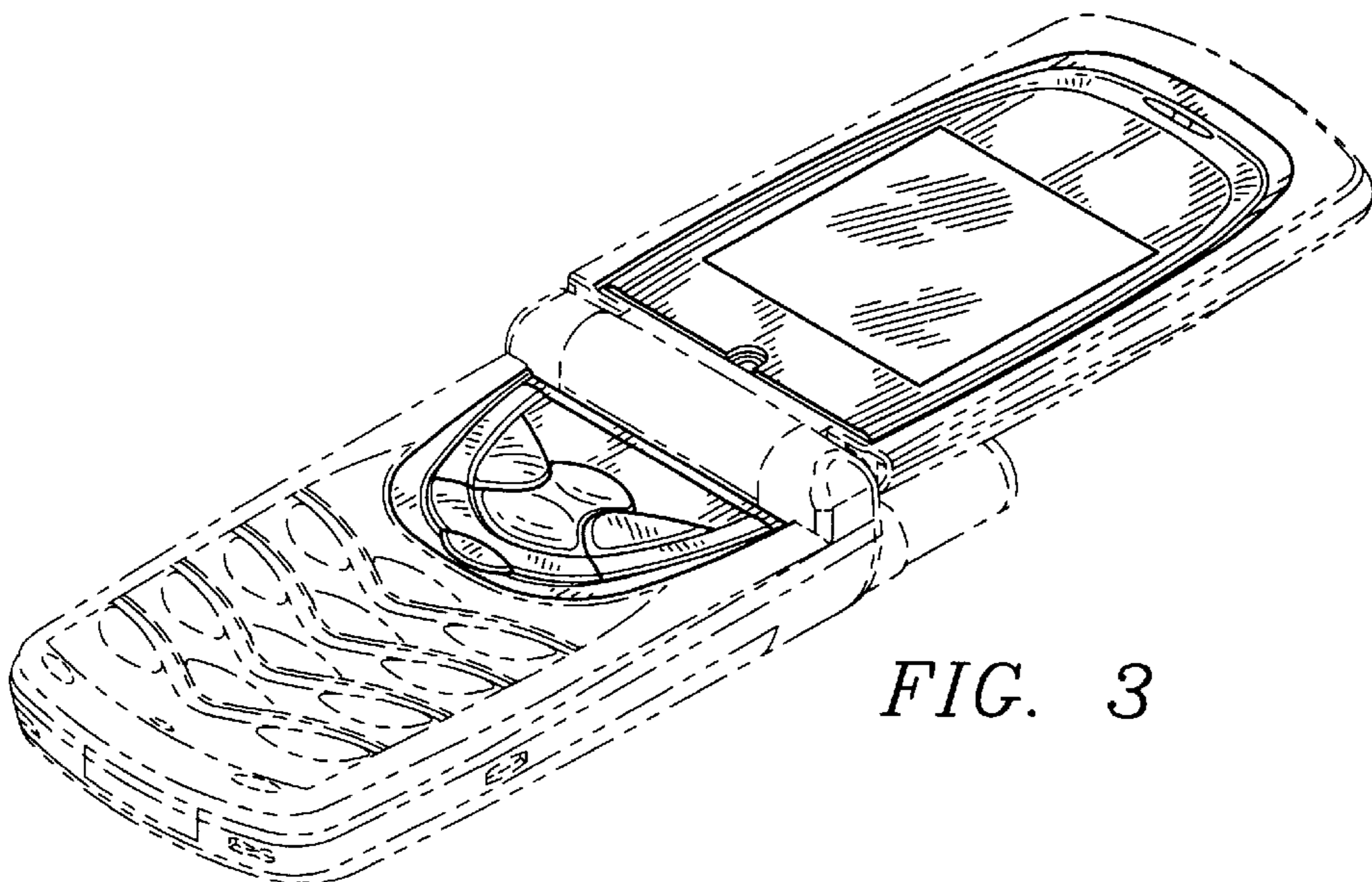


FIG. 3