



US00D447127B1

(12) **United States Design Patent**
Lee

(10) **Patent No.:** **US D447,127 S**

(45) **Date of Patent:** **** *Aug. 28, 2001**

(54) **PORTABLE TELEPHONE**

(75) Inventor: **Chan Yong Lee**, Sungnam (KR)

(73) Assignee: **Hyundai Electronics Industries Co., Ltd.**, Kyoungki-Do (KR)

(*) Notice: This patent is subject to a terminal disclaimer.

(**) Term: **14 Years**

(21) Appl. No.: **29/131,532**

(22) Filed: **Oct. 24, 2000**

(30) **Foreign Application Priority Data**

Sep. 29, 2000 (KR) 00-24920

(51) **LOC (7) Cl.** **14-03**

(52) **U.S. Cl.** **D14/138**

(58) **Field of Search** D14/137, 138,
D14/218, 147-148, 247-248, 144, 341-347;
379/433.434, 419, 420, 428, 440; 455/550-575,
90; 348/14.01, 14.02

(56) **References Cited**

U.S. PATENT DOCUMENTS

- D. 353,809 * 12/1994 Nuovo et al. D14/138
- D. 386,492 * 11/1997 Yamaguchi D14/138
- D. 393,857 * 4/1998 Park D14/138
- D. 406,135 * 2/1999 Nagano et al. D14/138
- D. 406,835 * 3/1999 Yamasaki D14/138
- D. 407,719 * 4/1999 Nagano et al. D14/138
- D. 411,994 * 7/1999 Nakahara et al. D14/138
- D. 412,329 * 7/1999 Banyu D14/138
- D. 412,704 * 8/1999 Vuolteenaho et al. D14/138
- D. 424,556 * 5/2000 Meyer D14/138
- D. 425,057 * 5/2000 Finkbeiner D14/138
- D. 426,531 * 6/2000 Chikaraishi et al. D14/138
- D. 428,401 * 7/2000 Curtis D14/138
- D. 430,858 * 9/2000 Nakahara et al. D14/138
- D. 433,397 * 11/2000 Ogawa D14/138
- D. 434,741 * 12/2000 Park D14/138
- D. 434,743 * 12/2000 Wei D14/138
- D. 434,744 * 12/2000 Lai D14/138

- D. 436,938 * 1/2001 Won D14/138
- 6,084,962 * 7/2000 Plenge 379/433
- 6,097,964 * 8/2000 Nuovo et al. 455/550

FOREIGN PATENT DOCUMENTS

1035064 * 3/1999 (JP) .

OTHER PUBLICATIONS

IDO style catalog, p. 17, dated Dec. 1997, Japanese advertisement, showing Panasonic 521 G telephone.*

Panasonic catalog page, dated Mar. 1997, Japanese advertisement, showing Panasonic G 450 telephone.*

* cited by examiner

Primary Examiner—Jeffrey Asch

(74) *Attorney, Agent, or Firm*—Lawrence E. Apolzon; Fross,Zelnick,Lehrman & Zissu, P.C.

(57) **CLAIM**

The ornamental design for a portable telephone, as shown and described.

DESCRIPTION

FIG. 1 is a top perspective view of a portable telephone showing my new design;

FIG. 2 is a top plan view thereof;

FIG. 3 is a bottom plan view thereof;

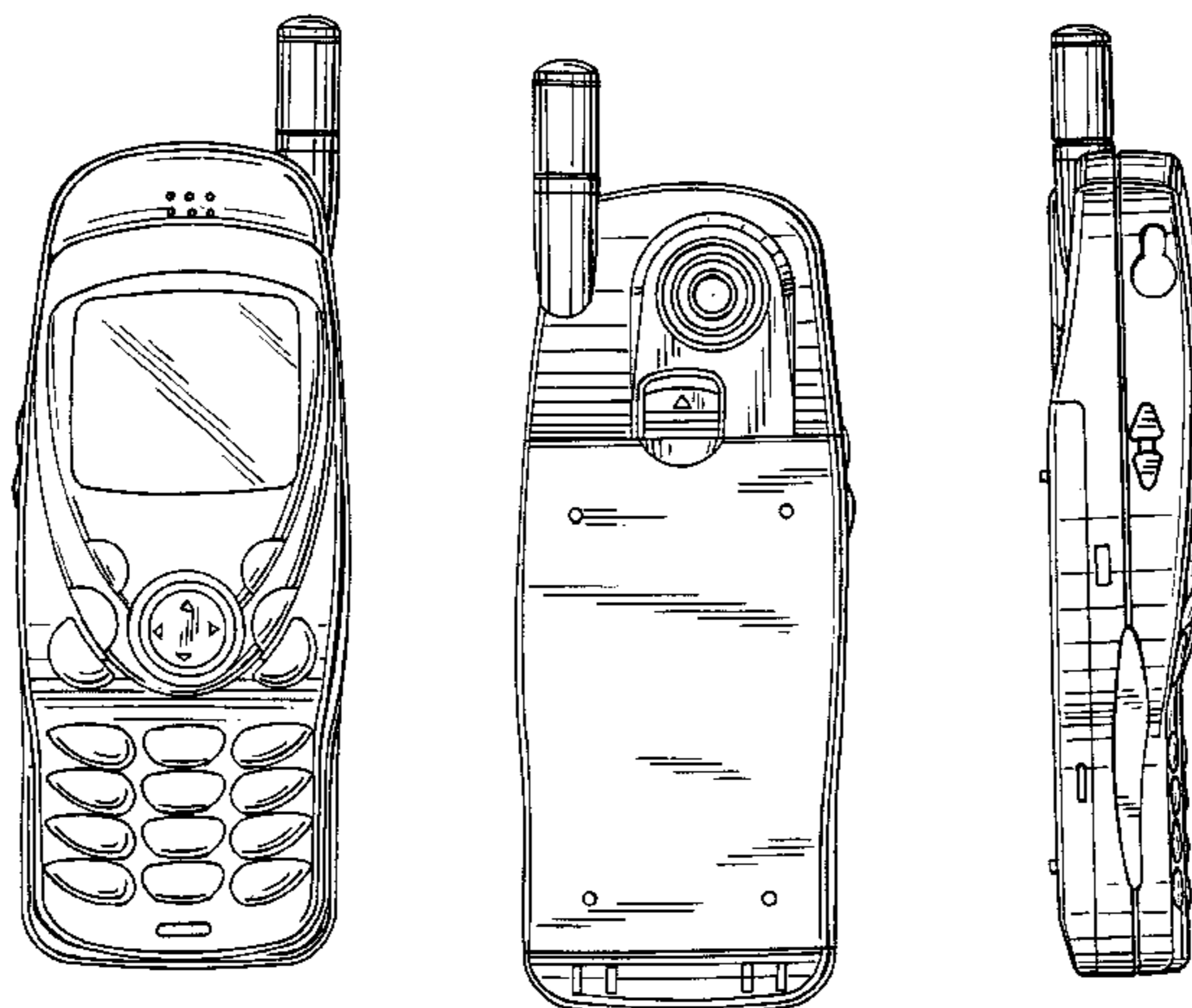
FIG. 4 is a front elevational view thereof;

FIG. 5 is a rear elevational view thereof;

FIG. 6 is a left side elevational view thereof; and,

FIG. 7 is a right side elevational view thereof.

1 Claim, 3 Drawing Sheets



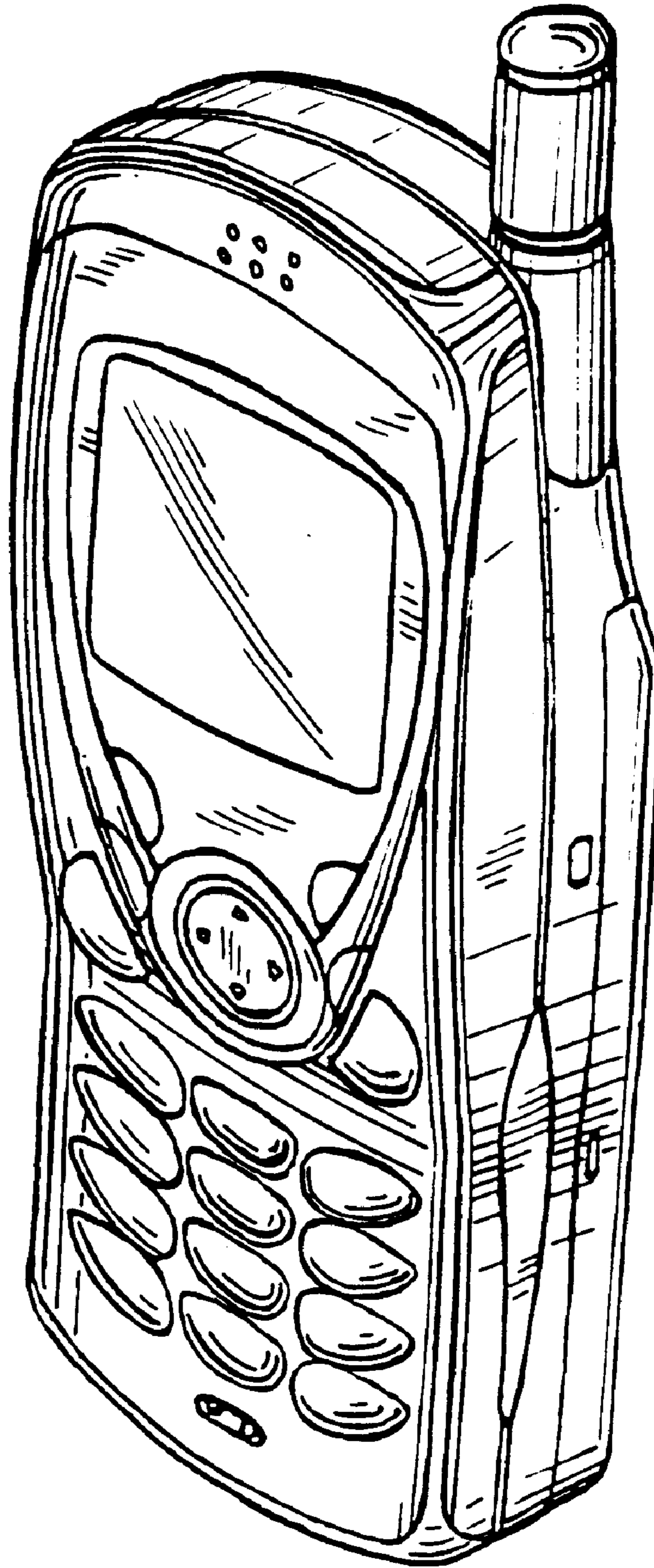


FIG. 1




FIG. 2

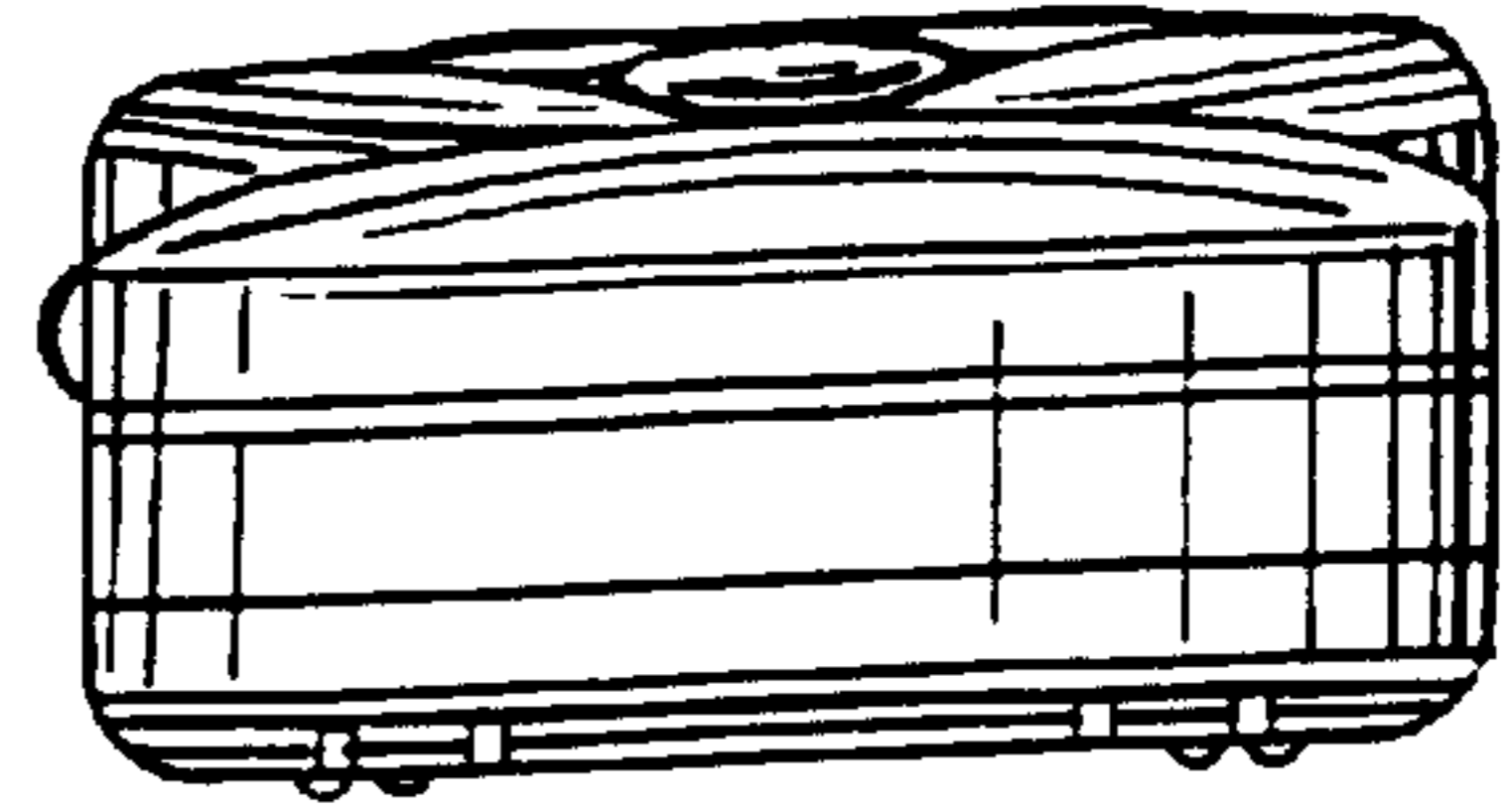


FIG. 3

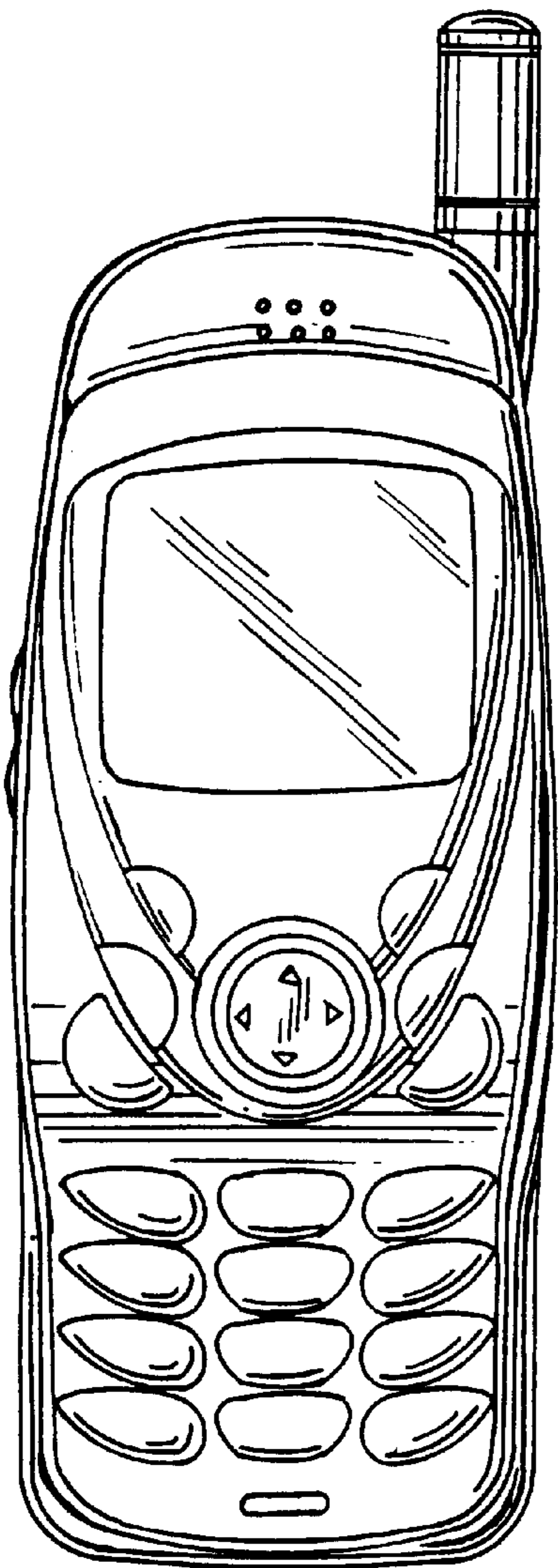


FIG. 4

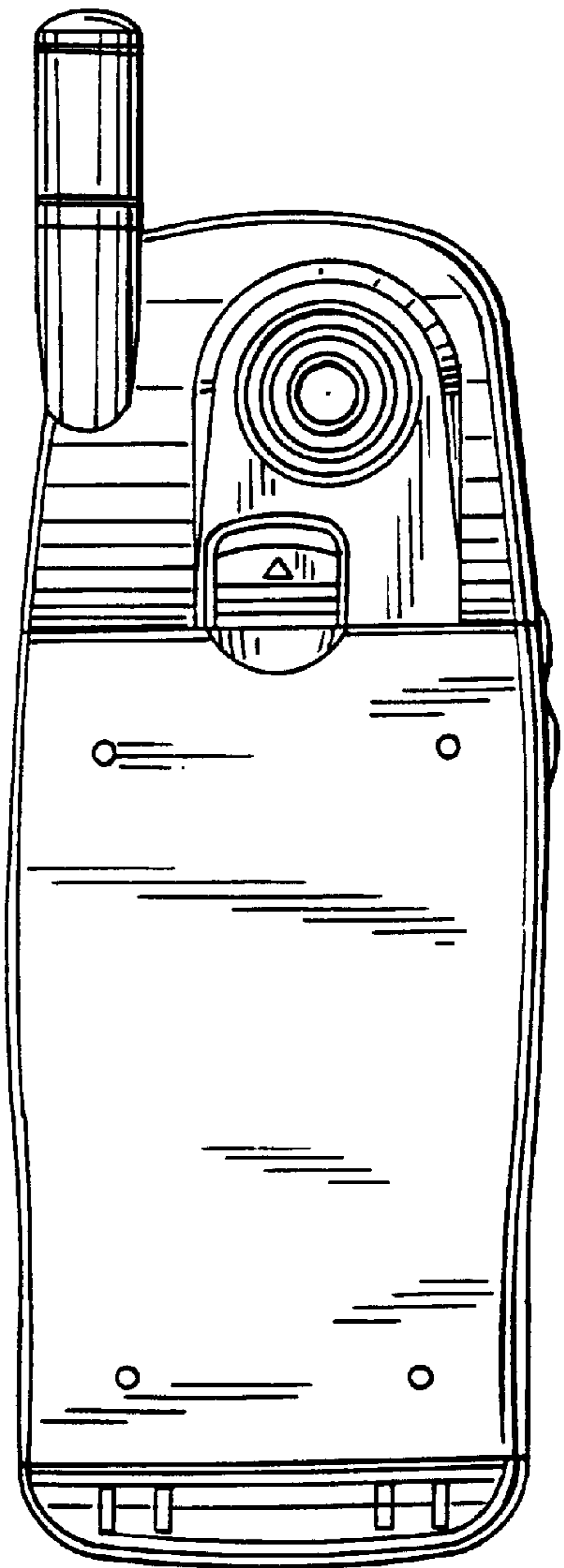


FIG. 5

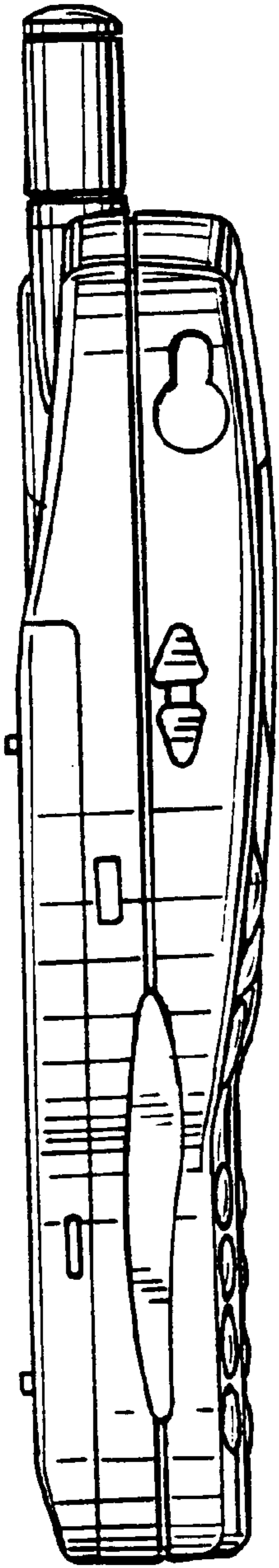


FIG. 6




FIG. 7