



US00D447126B1

(12) **United States Design Patent**  
**Carvalho**

(10) **Patent No.:** **US D447,126 S**

(45) **Date of Patent:** **\*\* Aug. 28, 2001**

(54) **CELLULAR CORDLESS TELEPHONE**

(75) **Inventor:** **David Carvalho, Sartrouville (FR)**

(73) **Assignee:** **U.S. Philips Corporation, New York, NY (US)**

(\*\*) **Term:** **14 Years**

(21) **Appl. No.:** **29/127,626**

(22) **Filed:** **Aug. 9, 2000**

(30) **Foreign Application Priority Data**

Feb. 24, 2000 (XH) ..... DMA/004 802

(51) **LOC (7) Cl.** ..... **14-03**

(52) **U.S. Cl.** ..... **D14/138**

(58) **Field of Search** ..... D14/137, 138,  
D14/218, 147-148, 247-248, 144, 341-347;  
379/433.434, 419, 420, 428, 440; 455/550-575,  
90; 348/14.01, 14.02

(56) **References Cited**

**U.S. PATENT DOCUMENTS**

D. 402,982	*	12/1998	Nagano et al. ....	D14/138
D. 407,701	*	4/1999	Chintala et al. ....	D14/138
D. 408,032	*	4/1999	Nagano et al. ....	D14/138
D. 411,994	*	7/1999	Nakahara et al. ....	D14/138
D. 417,213	*	11/1999	Meyer .....	D14/138
D. 424,556	*	5/2000	Meyer .....	D14/138
D. 426,531	*	6/2000	Chikaraishi et al. ....	D14/138
D. 427,984	*	7/2000	Anderson et al. ....	D14/138

D. 429,708	*	8/2000	Kodera et al. ....	D14/138
D. 433,398	*	11/2000	Meyer et al. ....	D14/138
D. 436,583	*	1/2001	Newby et al. ....	D14/138
D. 437,301	*	2/2001	Meyer .....	D14/138
6,084,962	*	7/2000	Plenge .....	379/433
6,131,018	*	10/2000	De Crouy-Chanel et al. ....	455/90

**FOREIGN PATENT DOCUMENTS**

1035064 \* 3/1999 (JP) .

**OTHER PUBLICATIONS**

Panasonic catalog page, dated Mar. 1997, Japanese advertisement, showing Panasonic G 450 telephone.\*

\* cited by examiner

*Primary Examiner*—Jeffrey Asch

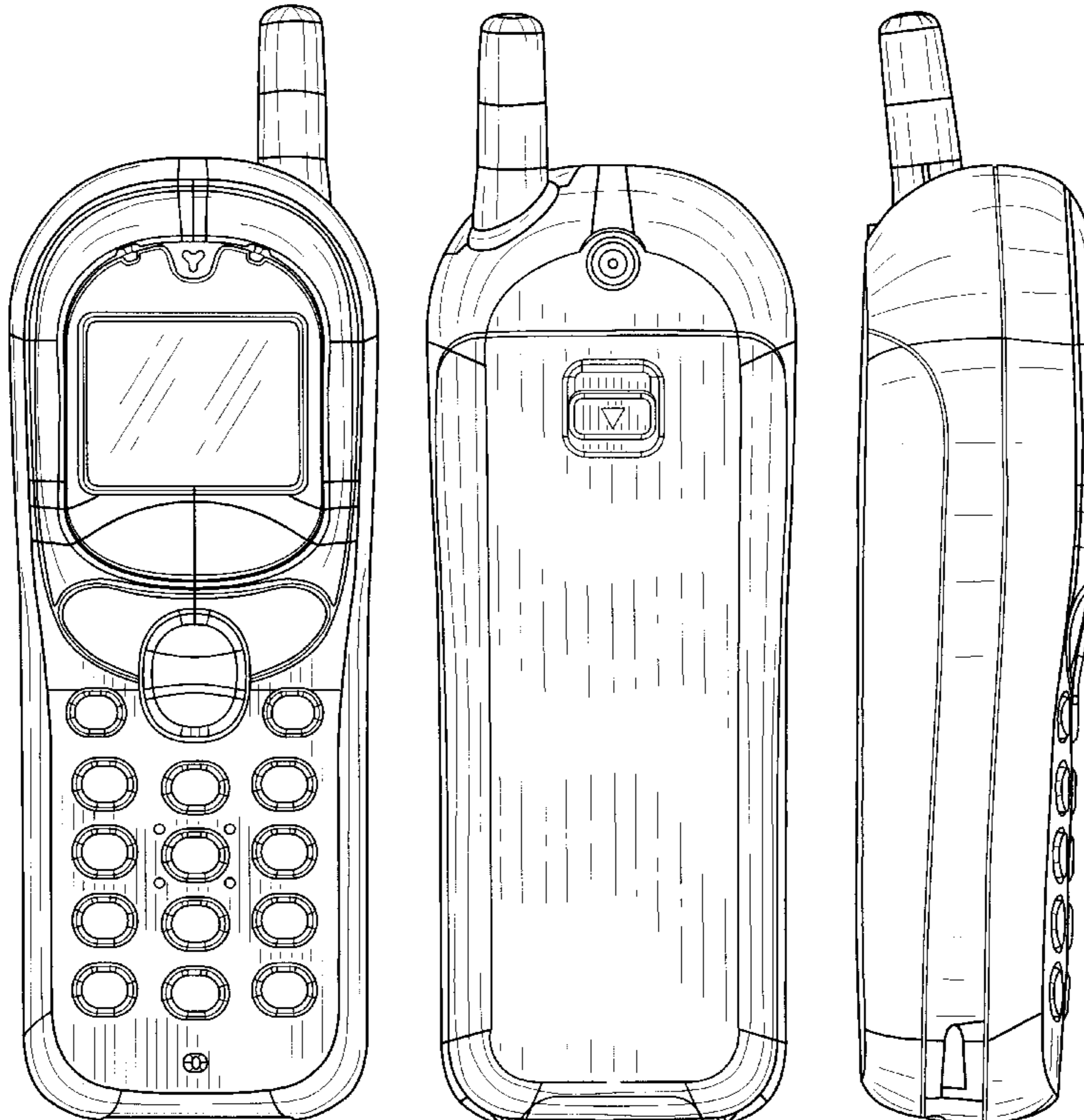
(57) **CLAIM**

The ornamental design for a cellular cordless telephone, as shown.

**DESCRIPTION**

FIG. 1 is a perspective view showing my design;  
FIG. 2 is a front elevational view thereof;  
FIG. 3 is a rear elevational view thereof;  
FIG. 4 is a right side elevational view thereof;  
FIG. 5 is a left side elevational view thereof;  
FIG. 6 is a top plan view thereof; and,  
FIG. 7 is a bottom plan view thereof.

**1 Claim, 6 Drawing Sheets**



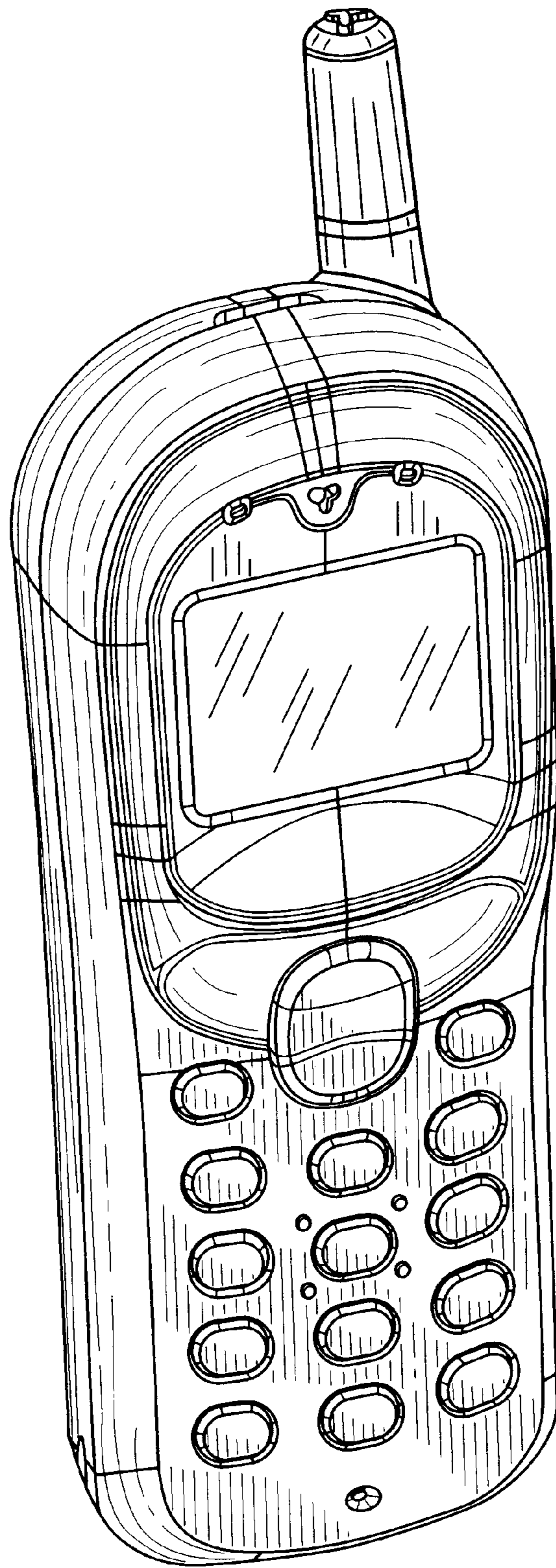


FIG. 1

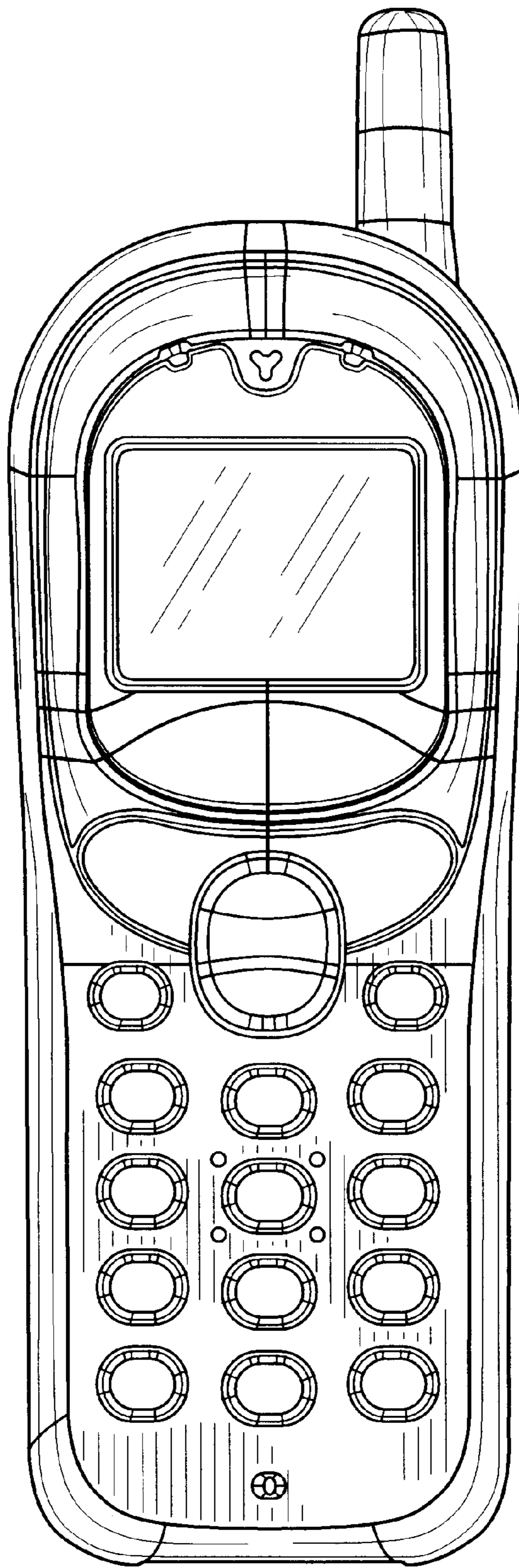


FIG. 2

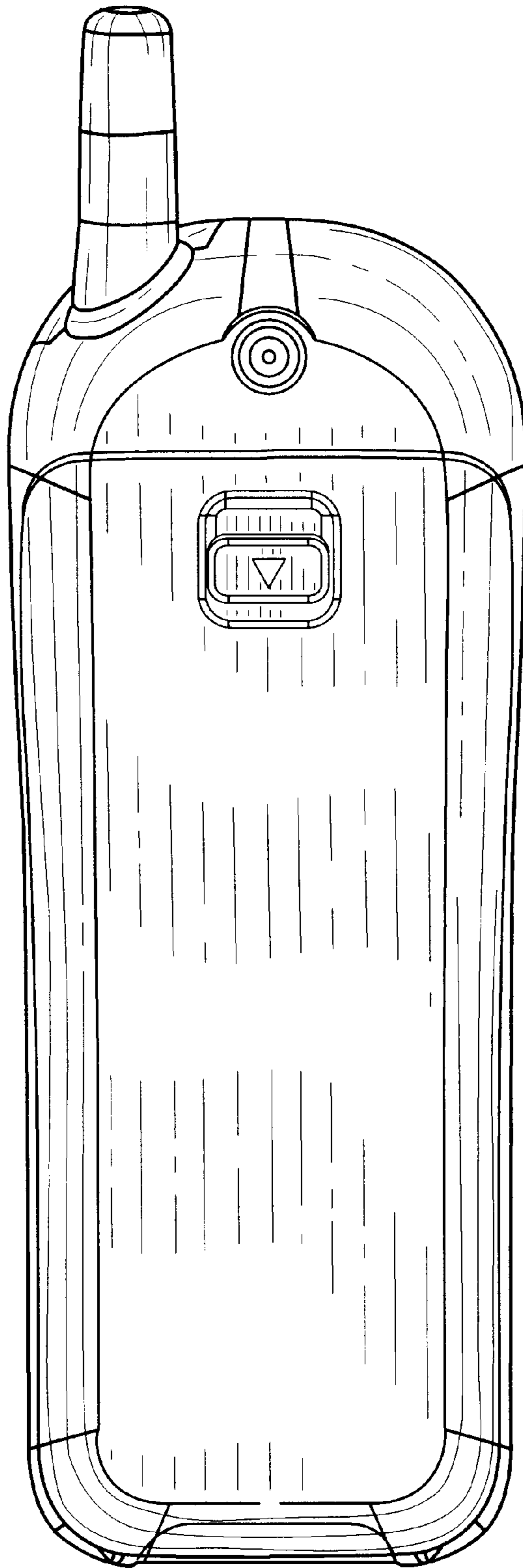


FIG. 3

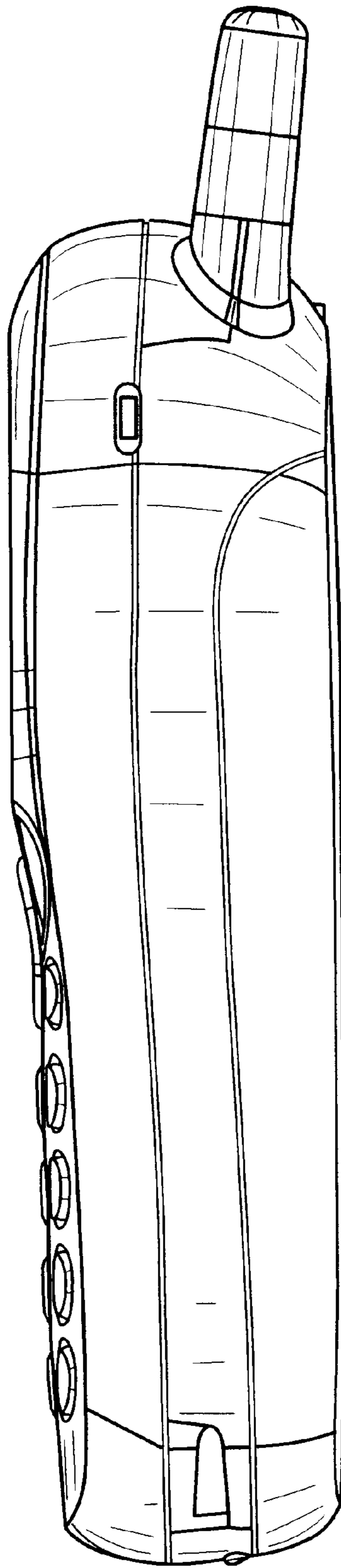


FIG. 4




FIG. 5

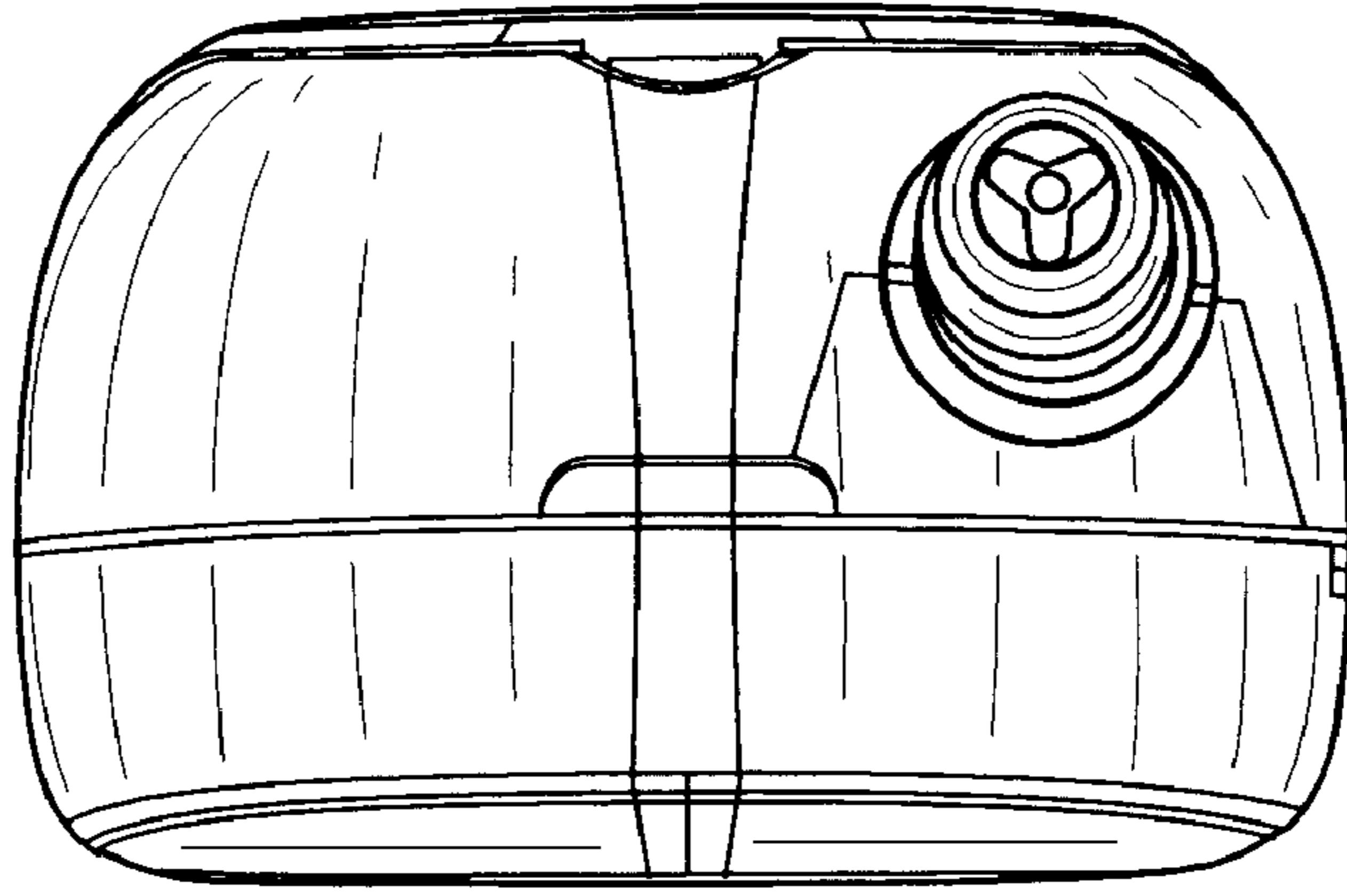


FIG. 6

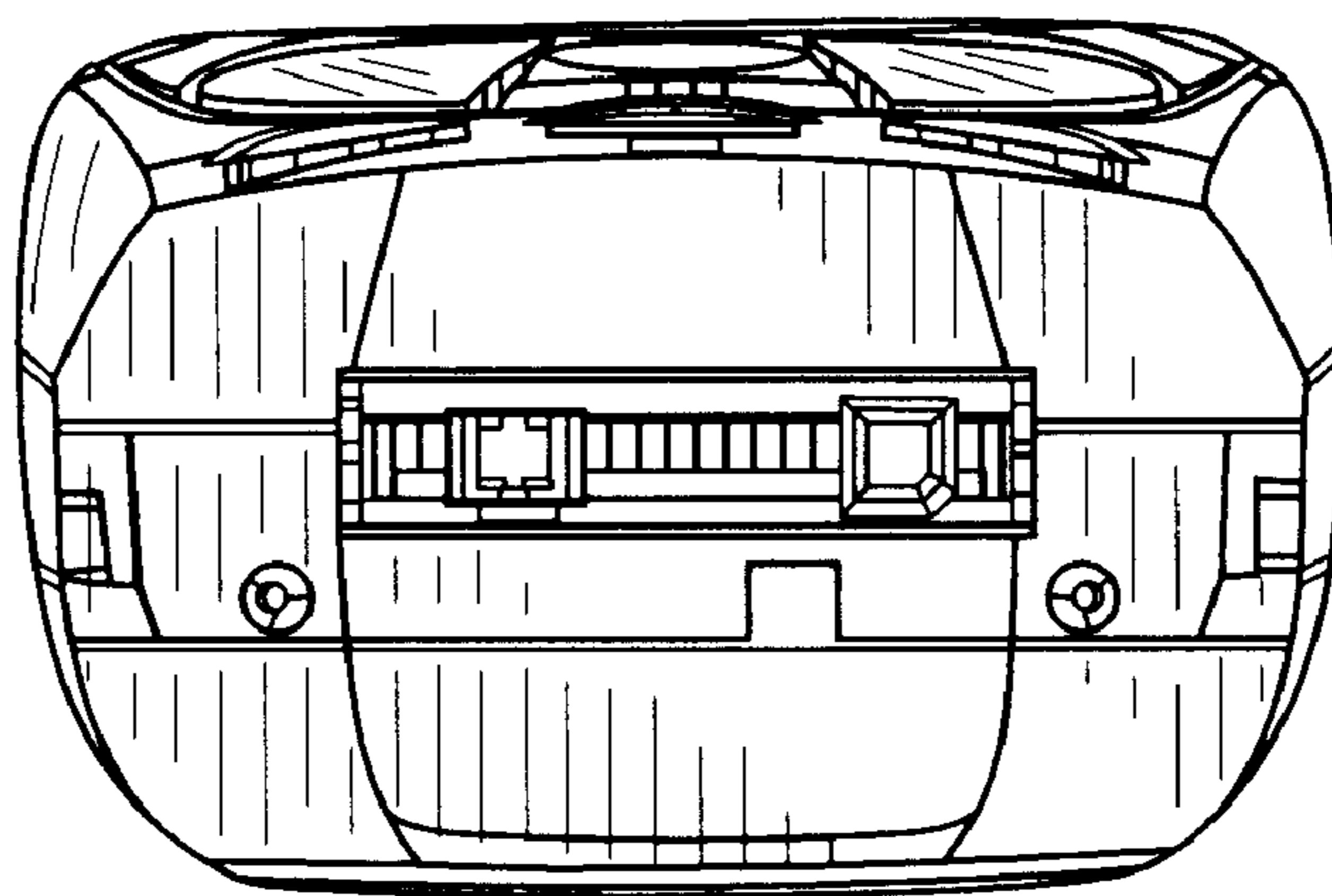


FIG. 7