



US00D447100B1

(12) **United States Design Patent**  
**An**

(10) **Patent No.:** **US D447,100 S**

(45) **Date of Patent:** **\*\* Aug. 28, 2001**

(54) **RADIATOR GRILL FOR AUTOMOBILE**

D. 318,835 \* 8/1991 Partin ..... D12/169  
D. 420,960 \* 2/2000 Sousamian ..... D12/163

(75) Inventor: **Jeong Uk An**, Ulsan (KR)

\* cited by examiner

(73) Assignees: **Hyundai Motor Company; Hyundai Mobis**, both of Seoul (KR)

*Primary Examiner*—Melody N. Brown  
(74) *Attorney, Agent, or Firm*—McGuire Woods, LLP

(\*\*) Term: **14 Years**

(57) **CLAIM**

(21) Appl. No.: **29/132,460**

The ornamental design for a radiator grill for automobile, as shown and described.

(22) Filed: **Nov. 13, 2000**

(30) **Foreign Application Priority Data**

**DESCRIPTION**

May 18, 2000 (KR) ..... 00-12893

(51) **LOC (7) Cl.** ..... **12-16**

(52) **U.S. Cl.** ..... **D12/163**

(58) **Field of Search** ..... D12/163, 171;  
283/115, 117, 120, 113; 180/68.1, 68.6


FIG. 1 is a front perspective view of the grill;  
FIG. 2 is a front elevation view of the grill;  
FIG. 3 is a back elevation view of the grill;  
FIG. 4 is a left side elevation view of the grill, the right side view being the identical mirror image;  
FIG. 5 is a top plan view of the grill; and,  
FIG. 6 is a bottom plan view of the grill.

(56) **References Cited**

**U.S. PATENT DOCUMENTS**

D. 293,230 \* 12/1987 Kawaoki ..... D12/163

**1 Claim, 3 Drawing Sheets**



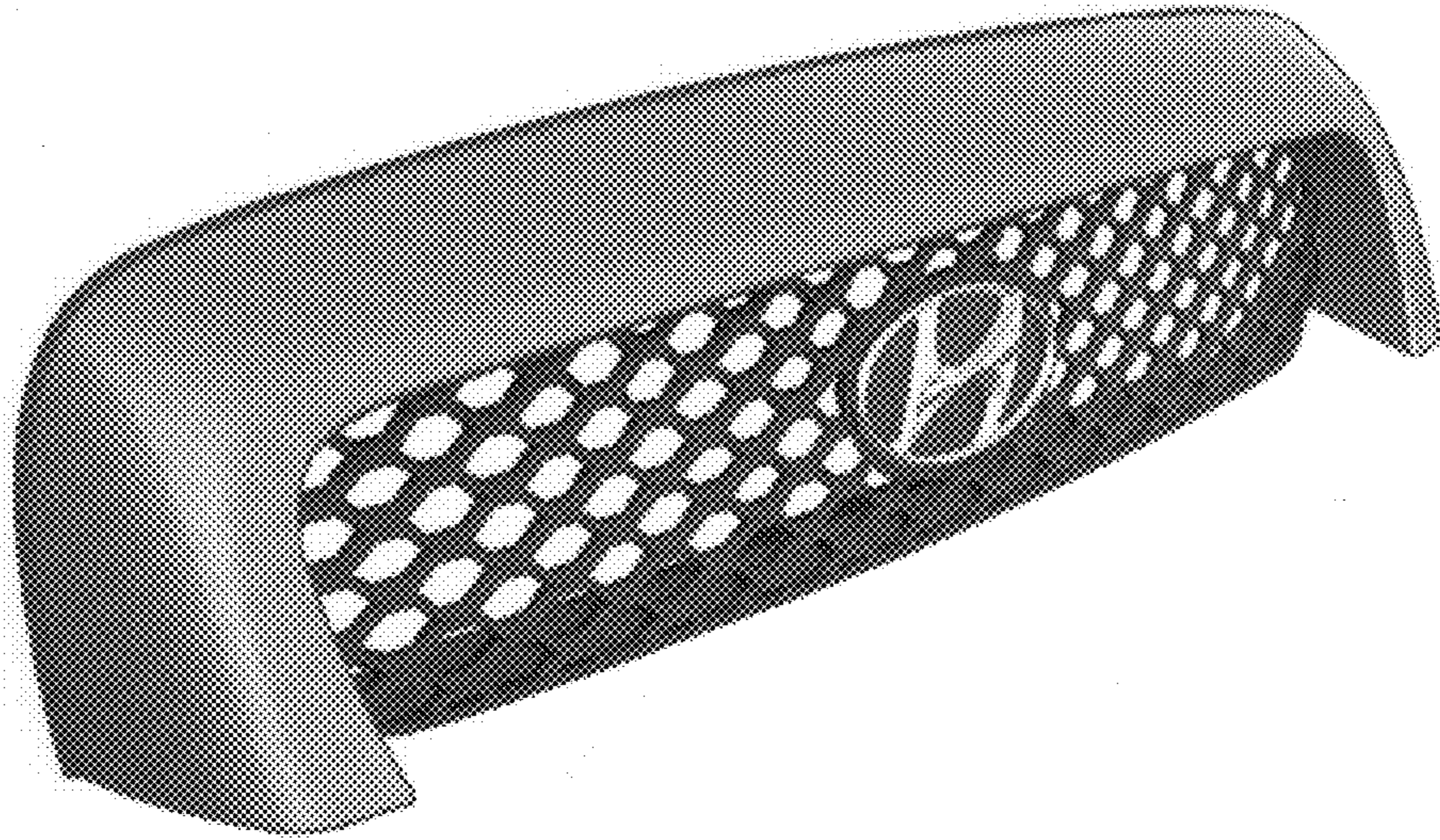


FIG. 1




FIG. 2




FIG. 3




FIG. 4




FIG. 5




FIG. 6