



US00D447078B1

(12) **United States Design Patent**  
**Avakian**

(10) **Patent No.:** **US D447,078 S**

(45) **Date of Patent:** **\*\* Aug. 28, 2001**

(54) **BRACELET**

(76) Inventor: **Edmond Avakian**, P.O. Box 1226, 1211  
Geneva 26 (CH)

(\*\*) Term: **14 Years**

(21) Appl. No.: **29/128,922**

(22) Filed: **Sep. 6, 2000**

(30) **Foreign Application Priority Data**

Mar. 6, 2000 (XH) ..... DMA/004815

(51) **LOC (7) Cl.** ..... **11-01**

(52) **U.S. Cl.** ..... **D11/4**

(58) **Field of Search** ..... D11/1-8, 11-25,  
D11/93-94; 59/78, 80, 82-84; D10/32;  
63/1.1, 2, 3, 5.1, 11

(56) **References Cited**

**U.S. PATENT DOCUMENTS**

D. 276,321 \* 11/1984 Bulgari ..... D11/3  
D. 313,367 \* 1/1991 Bulgari ..... D11/4

D. 354,696 \* 1/1995 Avakian ..... D11/4  
D. 361,282 \* 8/1995 Bulgari ..... D10/32  
D. 363,893 \* 11/1995 Avakian ..... D11/4

\* cited by examiner

*Primary Examiner*—Ralf Seifert

(74) *Attorney, Agent, or Firm*—Sughrue, Mion, Zinn,  
Macpeak & Seas, PLLC


(57) **CLAIM**

The ornamental design for a bracelet, as shown.

**DESCRIPTION**

FIG. 1 is a perspective view of the front and left side of a bracelet showing my new design;  
FIG. 2 is a front elevational view thereof;  
FIG. 3 is a rear elevational view thereof;  
FIG. 4 is a left side elevational view thereof;  
FIG. 5 is a right side elevational view thereof;  
FIG. 6 is a bottom plan view thereof; and,  
FIG. 7 is a top plan view thereof.

**1 Claim, 2 Drawing Sheets**






FIG. 1




FIG. 2




FIG. 3




FIG. 4




FIG. 6




FIG. 5




FIG. 7