



US00D447077B1

(12) **United States Design Patent**
Sakamaki

(10) **Patent No.:** **US D447,077 S**

(45) **Date of Patent:** **** Aug. 28, 2001**

(54) **WATCH BAND**

D. 413,273 * 8/1999 Hartzband D10/32
1,205,287 * 11/1916 Tesoroni 59/80

(75) Inventor: **Yasuyuki Sakamaki**, Yokohama (JP)

FOREIGN PATENT DOCUMENTS

(73) Assignee: **Citizen Watch Co., Ltd.**, Tokyo (JP)

9910562.1M002 5/1999 (JP) .
CN 3146006D 4/2000 (JP) .
DM026 562 12/1992 (XH) .
DM048 795 12/1998 (XH) .

(**) Term: **14 Years**

* cited by examiner

(21) Appl. No.: **29/120,153**

(22) Filed: **Mar. 16, 2000**

Primary Examiner—Ralf Seifert

(51) **LOC (7) Cl.** **11-01**

(74) *Attorney, Agent, or Firm*—Pillsbury Winthrop LLP

(52) **U.S. Cl.** **D11/3**

(58) **Field of Search** D11/1-14, 16,
D11/18-21, 23, 25, 93-94; 63/1.11, 3-5.1,
37-39; 224/164, 175; 24/616, 71 J; D10/32;
59/79, 80, 82-84; D2/600, 607

(57) **CLAIM**

The ornamental design for a watch band, as shown.

(56) **References Cited**

DESCRIPTION

U.S. PATENT DOCUMENTS

D. 171,830 * 3/1954 Rodriquez D11/23
D. 180,085 * 4/1957 Katz D11/18
D. 284,951 * 8/1986 Chodat D11/4
D. 286,510 * 11/1986 Schoepfer D10/32
D. 312,593 * 12/1990 Bulgari D11/4
D. 320,572 * 10/1991 Bulgari D11/16
D. 351,567 10/1994 Chodat .
D. 393,602 * 4/1998 Sang D11/3
D. 404,679 * 1/1999 Bulgari D11/23

FIG. 1 is a front and right side perspective view of a watch band showing my new design,
FIG. 2 is a front elevational view thereof,
FIG. 3 is a rear elevational view thereof,
FIG. 4 is a top plan view thereof,
FIG. 5 is a bottom plan view thereof,
FIG. 6 is a left side elevational view thereof,
FIG. 7 is a right side elevational view thereof, and,
FIG. 8 is a perspective view showing clasp in unfastened position thereof.

1 Claim, 4 Drawing Sheets

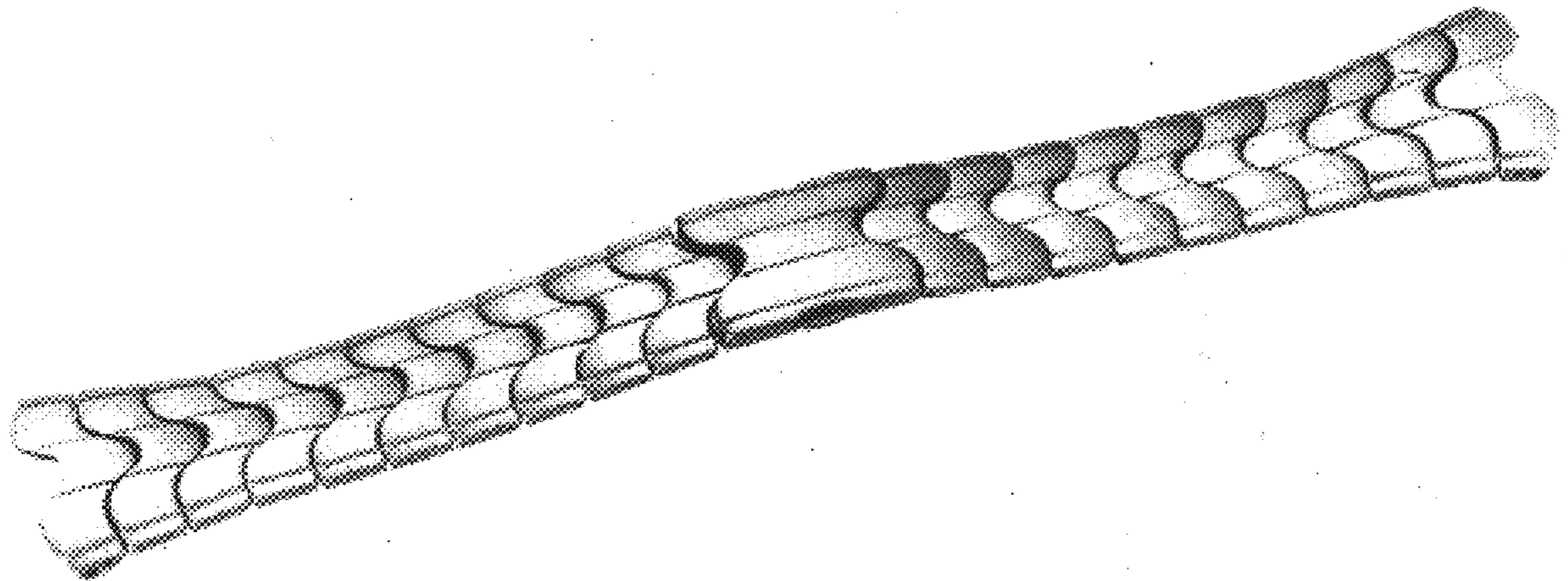


FIG. 1

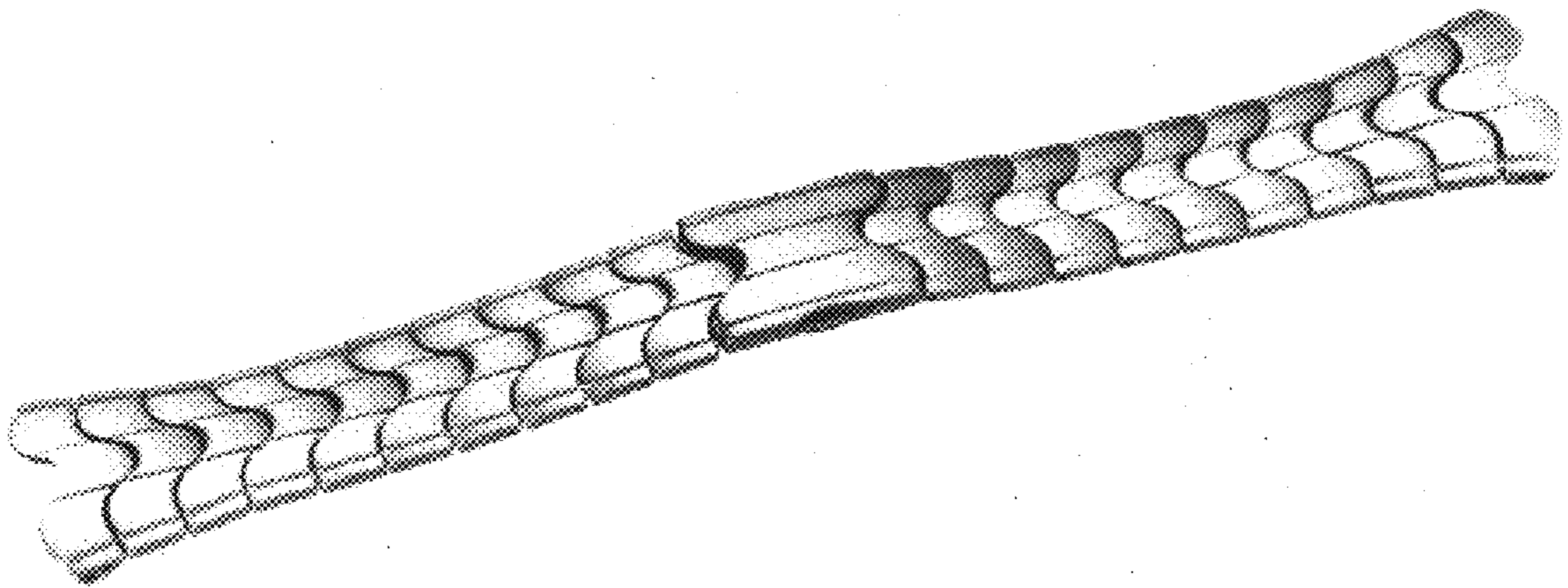


FIG. 2

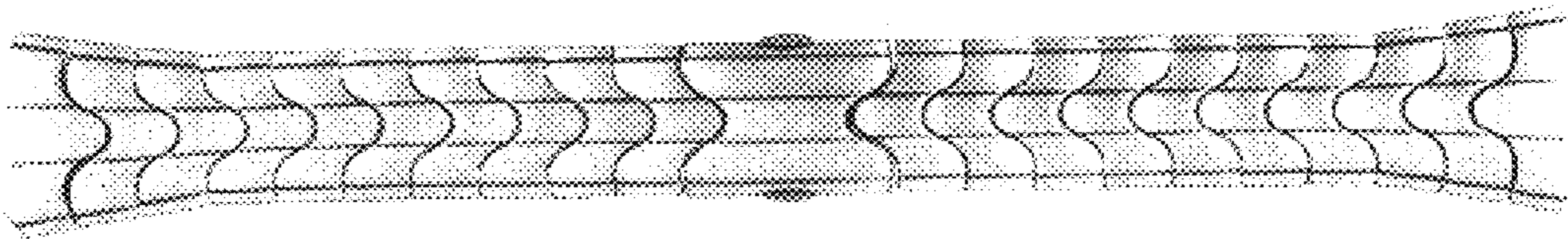


FIG. 3

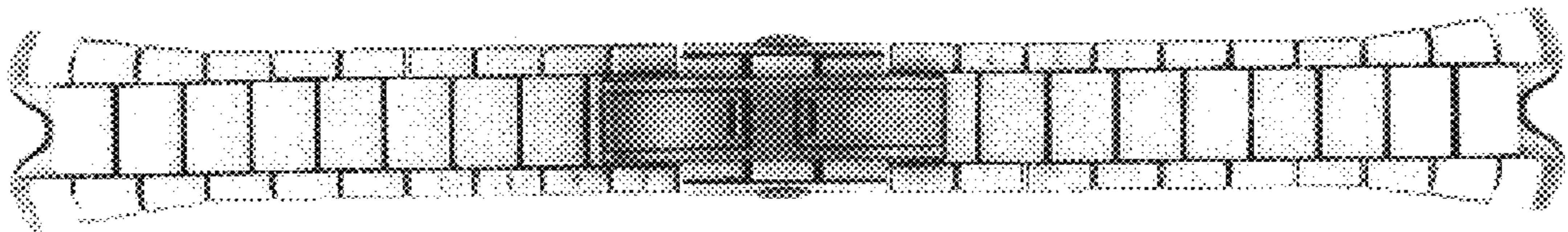


FIG. 4



FIG. 5



FIG. 6




FIG. 7



FIG. 8

