



US00D447061B1

(12) **United States Design Patent** (10) **Patent No.:** **US D447,061 S**
Peek (45) **Date of Patent:** **** Aug. 28, 2001**

(54) **PLASTIC BOTTLE SHOULDER AND LOWER PORTION**

(74) *Attorney, Agent, or Firm*—Brinks Hofer Gilson & Lione

(75) **Inventor:** **William Jerome Peek**, Lithonia, GA (US)

(57) **CLAIM**

I claim the ornamental design for a plastic bottle shoulder and lower portion, as shown and described.

(73) **Assignee:** **Ball Corporation**, Broomfield, CO (US)

DESCRIPTION

(**) **Term:** **14 Years**

FIG. 1 is a perspective view of the front side of a plastic bottle including our design for a shoulder portion and a lower portion in accordance with the present invention, the features shown in phantom being conventional and not forming a part of the ornamental design.

(21) **Appl. No.:** **29/128,312**

FIG. 2 is a side elevation of the front side of the plastic bottle shown in FIG. 1, the features shown in phantom being conventional and not forming a part of the ornamental design.

(22) **Filed:** **Aug. 22, 2000**

(51) **LOC (7) Cl.** **09-01**

(52) **U.S. Cl.** **D9/549; D9/574**

(58) **Field of Search** D9/500, 502, 516, D9/530, 520, 533, 537, 538, 539, 541, 542, 548, 549, 550, 554, 556, 557, 558, 559, 563, 567, 569, 570, 574, 575; 215/371-379, 382, 383, 384, 385

FIG. 3 is a side elevation of the right side of the plastic bottle shown in FIGS. 1 and 2, the features shown in phantom being conventional and not forming a part of the ornamental design.

(56) **References Cited**

U.S. PATENT DOCUMENTS

D. 379,154	*	5/1997	Cox	D9/540
D. 381,272	*	7/1997	Coons	D9/540
D. 398,855	*	9/1998	Ito	D9/537
D. 414,112	*	9/1999	Waggaman et al.	D9/520
D. 423,939	*	5/2000	Ogg	D9/537
D. 424,948	*	5/2000	Ullmo	D9/540
D. 432,020	*	10/2000	Steward et al.	D9/540

FIG. 4 is a side elevation of the back side of the plastic bottle shown in FIGS. 1 and 2, the features shown in phantom being conventional and not forming a part of the ornamental design..

FIG. 5 is a side elevation of the left side of the plastic bottle shown in FIGS. 1 and 2, the features shown in phantom being conventional and not forming a part of the ornamental design..


* cited by examiner

FIG. 6 is a top plan view of the plastic bottle shown in FIGS. 1-5, the features shown in phantom being conventional and not forming a part of the ornamental design; and,

FIG. 7 is a bottom view of the plastic bottle shown in the prior figures, the features shown in phantom being conventional and not forming a part of the ornamental design.

Primary Examiner—Ted Shooman
Assistant Examiner—Daniel Bui

1 Claim, 6 Drawing Sheets



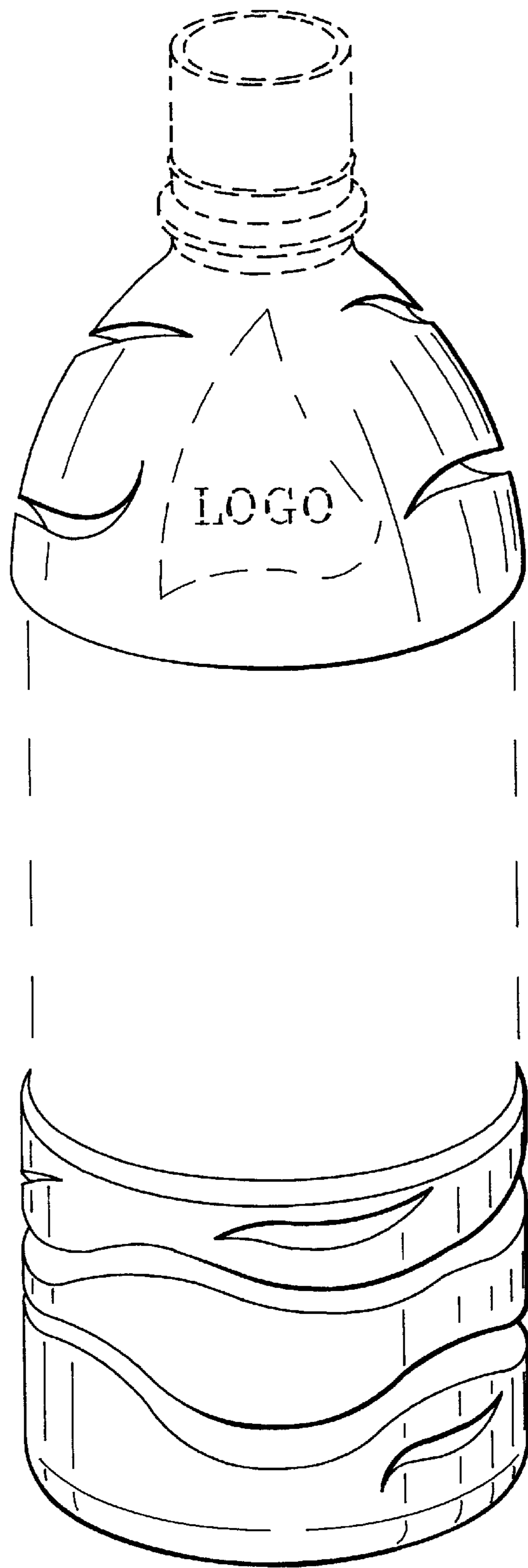


FIG. 1




FIG. 2




FIG. 3




FIG. 4




FIG. 5

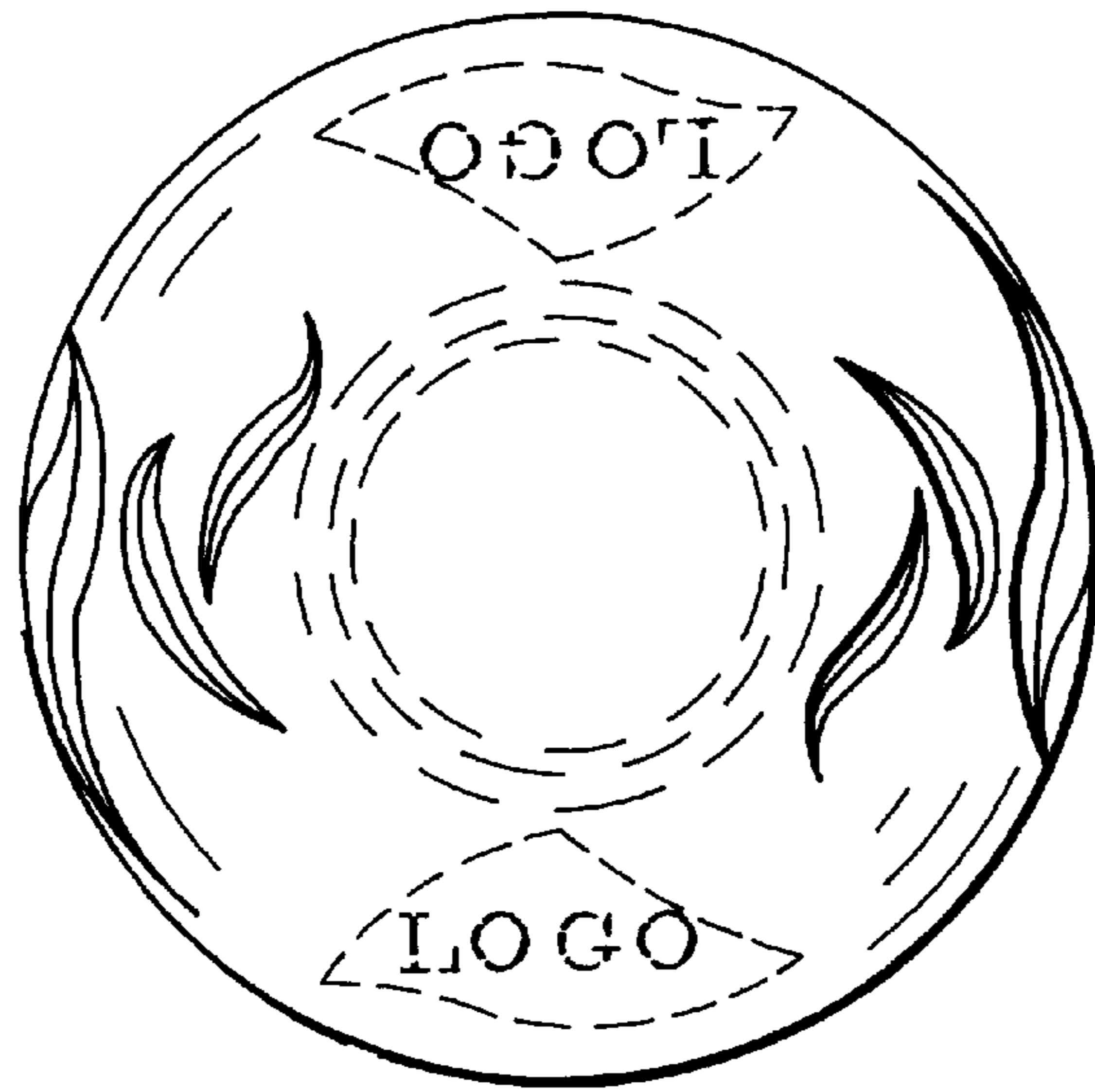


FIG. 6

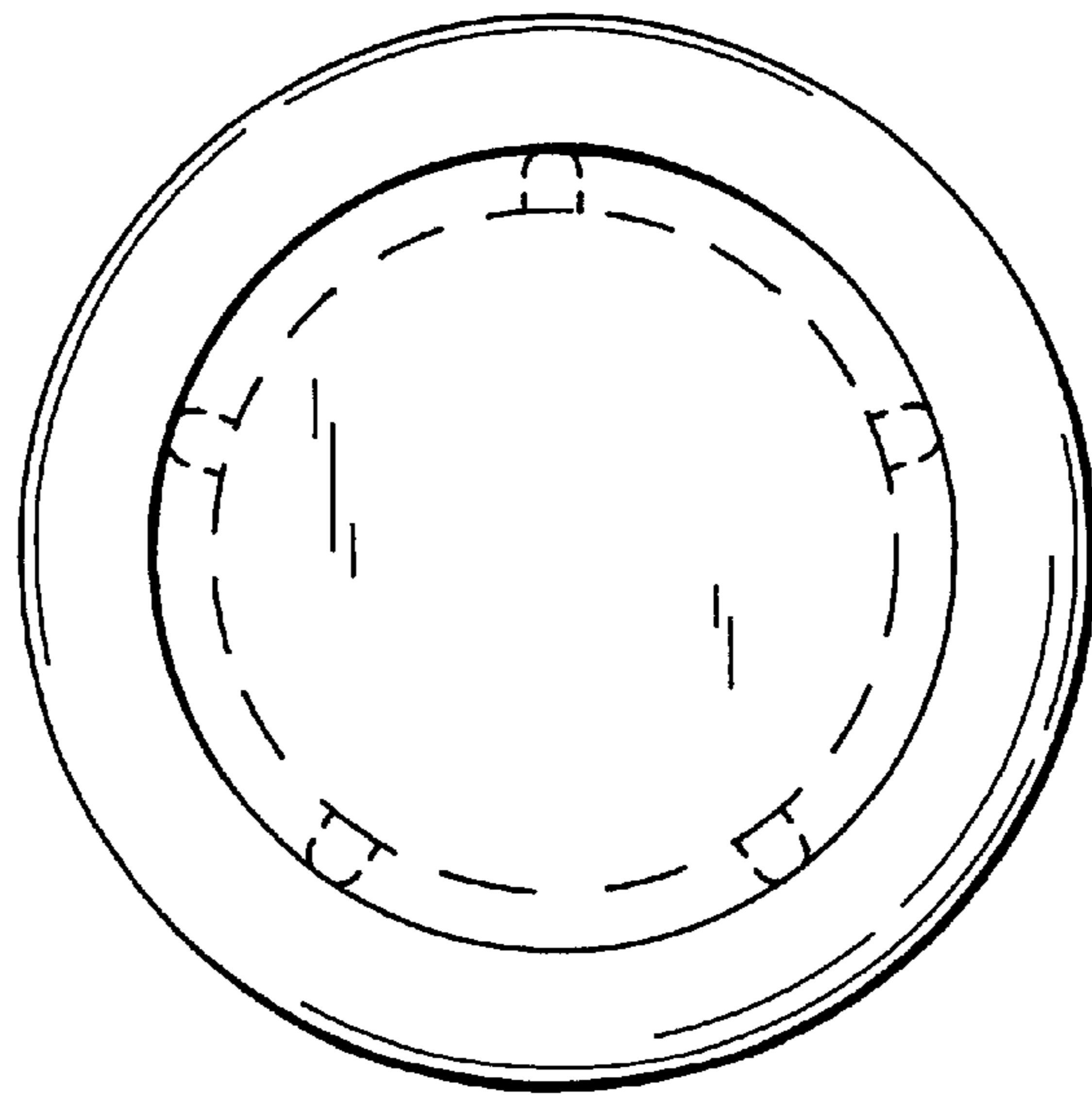


FIG. 7