



US00D447058B1

(12) **United States Design Patent**  
**Weber**

(10) **Patent No.:** **US D447,058 S**

(45) **Date of Patent:** **\*\* Aug. 28, 2001**

(54) **SCULPTURED SYMMETRIC BOTTLE**

(76) Inventor: **Heinz Weber**, 64 Gables Court,  
Beaconsfield, Quebec (CA), H9W 5H4

(\*\*) Term: **14 Years**

(21) Appl. No.: **29/127,400**

(22) Filed: **Aug. 4, 2000**

(51) **LOC (7) Cl.** ..... **09-01**

(52) **U.S. Cl.** ..... **D9/521; D9/543; D9/570;**  
D9/575

(58) **Field of Search** ..... D9/500, 502-505,  
D9/510, 520-522, 529, 530, 542, 549, 556,  
557, 558, 570, 572-575, 516; 215/382,  
384, 396, 398, 371, 375; 220/253-254,  
258, 662, 669-675; 222/212-213, 210,  
215

(56) **References Cited**

**U.S. PATENT DOCUMENTS**

- D. 296,302 \* 6/1988 Weber ..... D9/521
- D. 303,927 \* 10/1989 Weber ..... D9/521
- D. 326,228 \* 5/1992 Stratford et al. .... D9/521
- D. 343,360 \* 1/1994 Poo ..... D9/521
- D. 348,396 \* 7/1994 Kuzma ..... D9/575
- D. 355,603 \* 2/1995 Braun ..... D9/521
- D. 372,196 \* 7/1996 Gerhart et al. .... D9/521
- D. 375,899 \* 11/1996 Gerhart et al. .... D9/521

- D. 394,812 \* 6/1998 Crawford ..... D9/543
- D. 414,118 \* 9/1999 Crawford ..... D9/543
- D. 415,688 \* 10/1999 Crawford ..... D9/543
- D. 425,426 \* 5/2000 Weber ..... D9/520
- D. 425,795 \* 5/2000 Feen ..... D9/521
- D. 425,797 \* 5/2000 Crawford ..... D9/543
- 5,996,850 \* 12/1999 Morali et al. .... D9/521

\* cited by examiner

*Primary Examiner*—Ted Shooman

*Assistant Examiner*—Carol Rademaker

(74) *Attorney, Agent, or Firm*—Eric Fincham

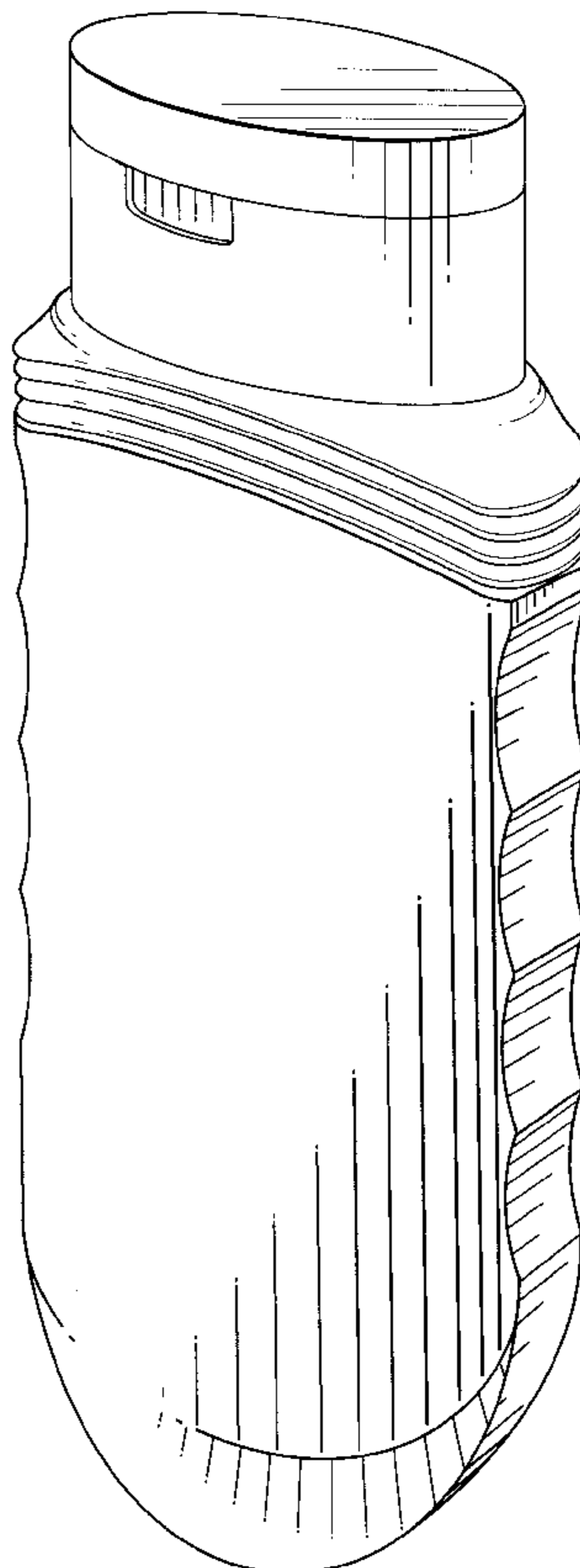
(57) **CLAIM**

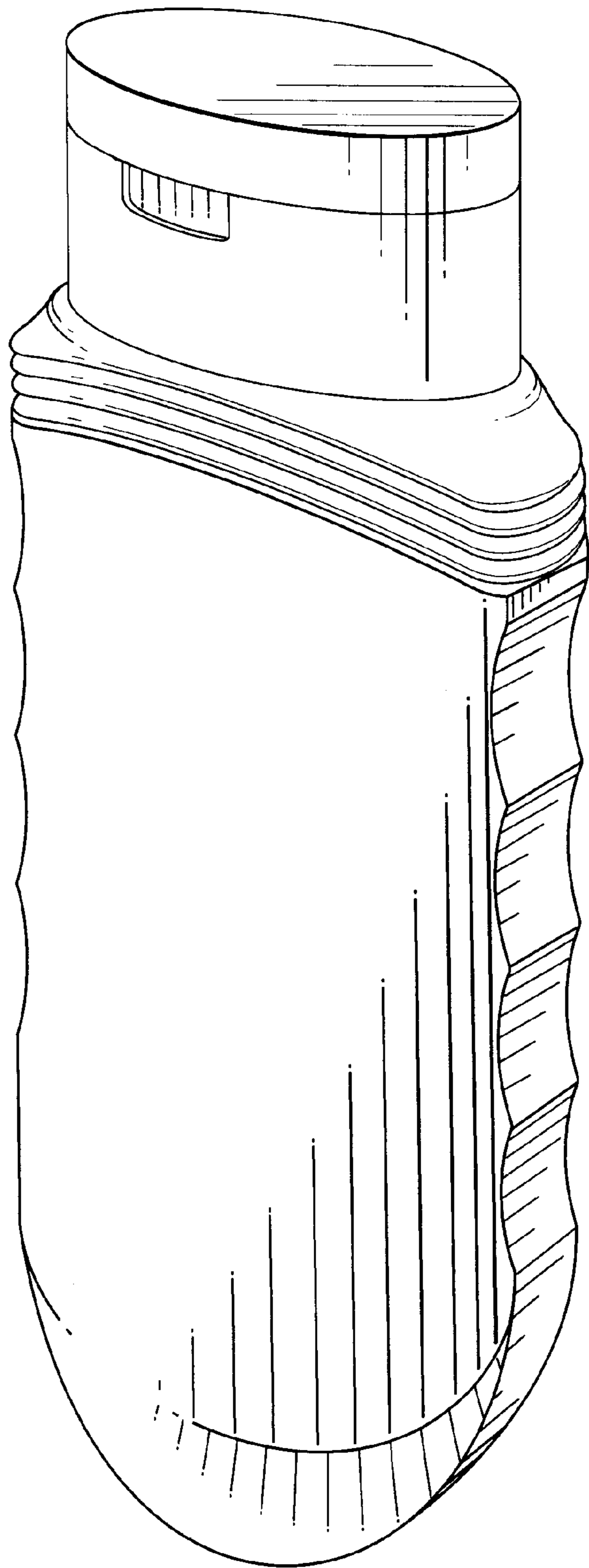
The ornamental design for a sculptured symmetric bottle, as shown and described.

**DESCRIPTION**

FIG. 1 is a perspective view of the sculptured symmetric bottle;  
 FIG. 2 is a front elevational view thereof;  
 FIG. 3 is a side elevational view as seen from the left hand side of FIG. 2;  
 FIG. 4 is a side elevational view as seen from the right hand side of FIG. 2;  
 FIG. 5 is a rear elevational view thereof;  
 FIG. 6 is a top plan view thereof; and,  
 FIG. 7 is a bottom plan view thereof.

**1 Claim, 2 Drawing Sheets**





**Fig. 1**

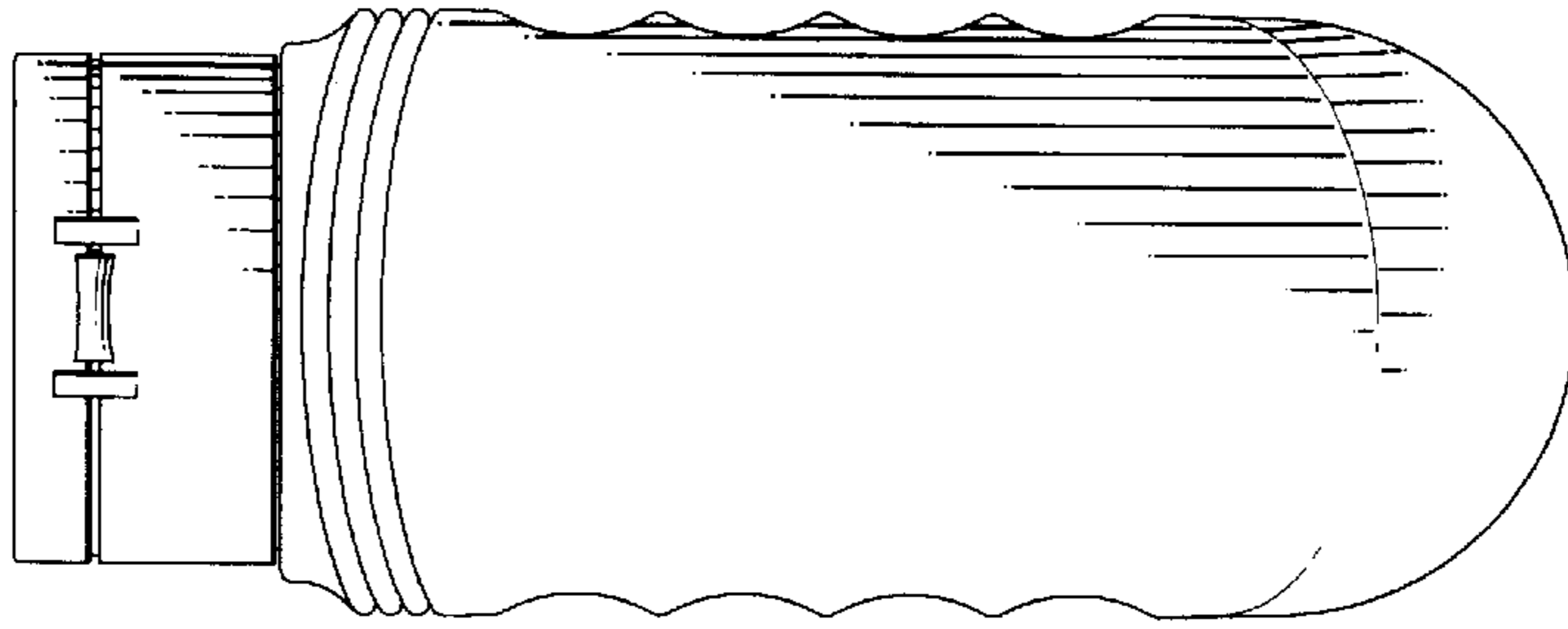


Fig. 5

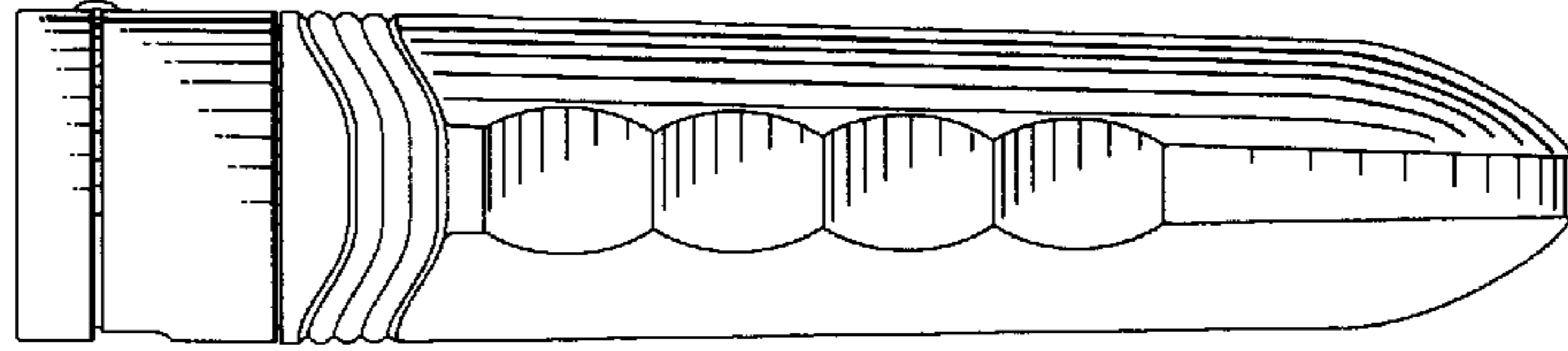


Fig. 4

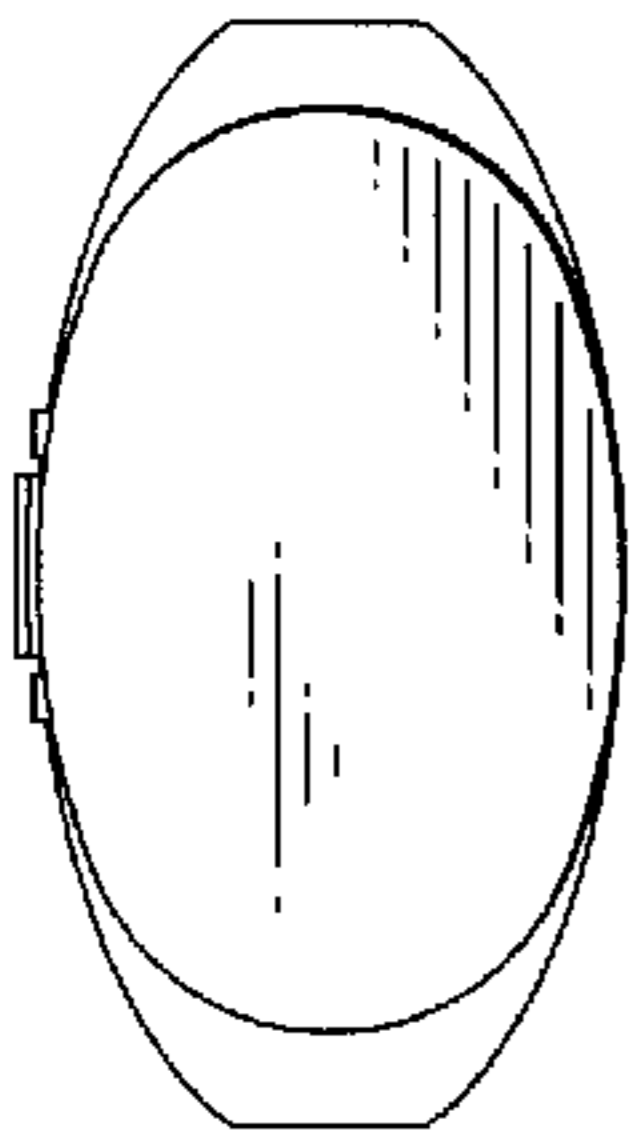


Fig. 6

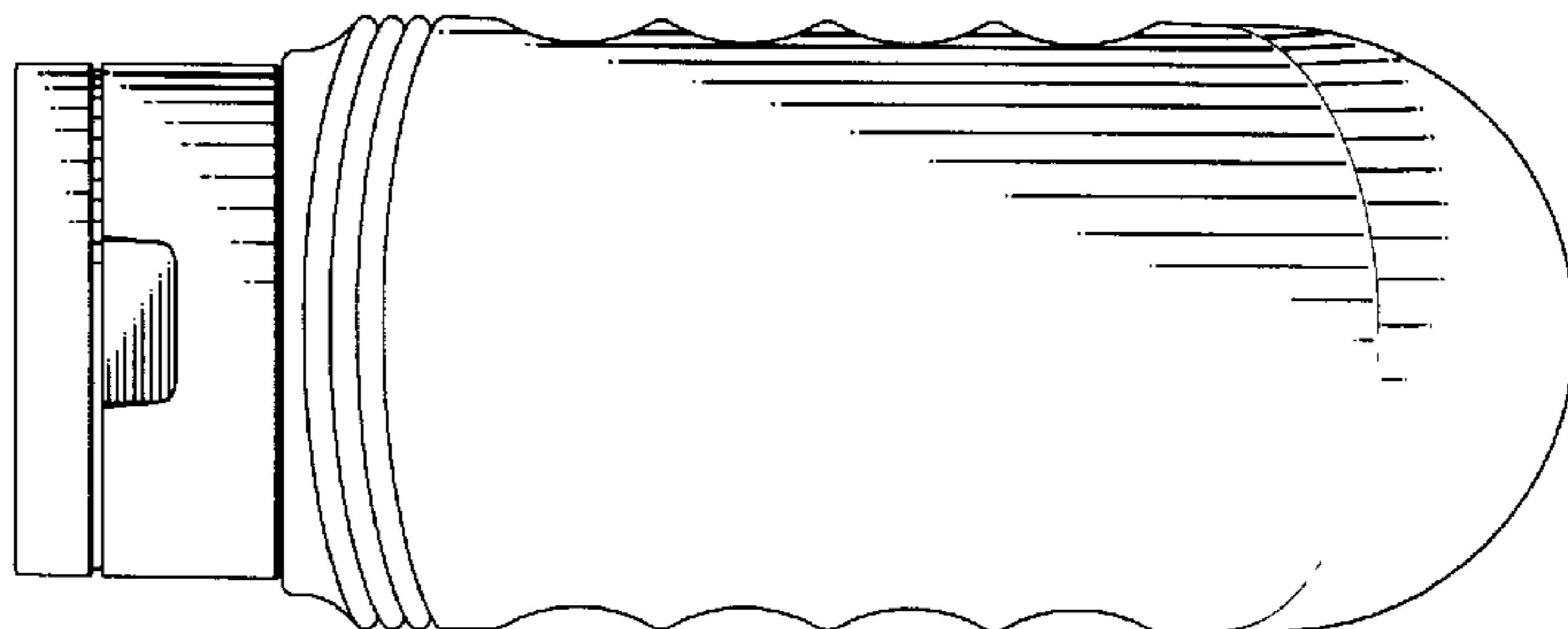


Fig. 2

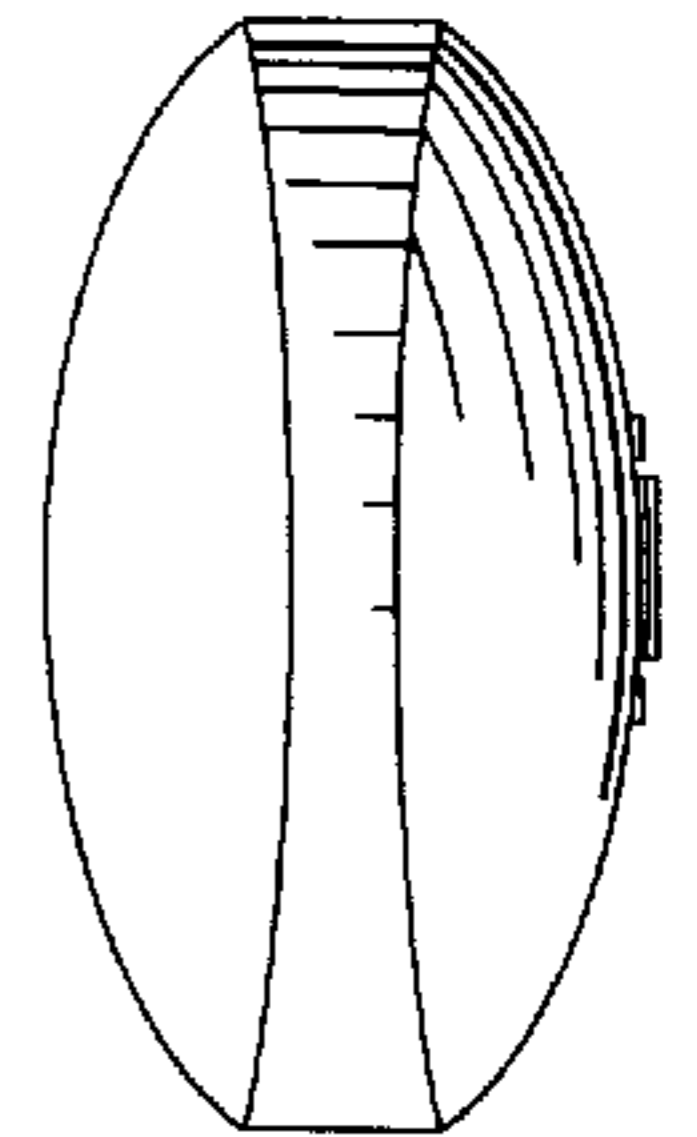


Fig. 7

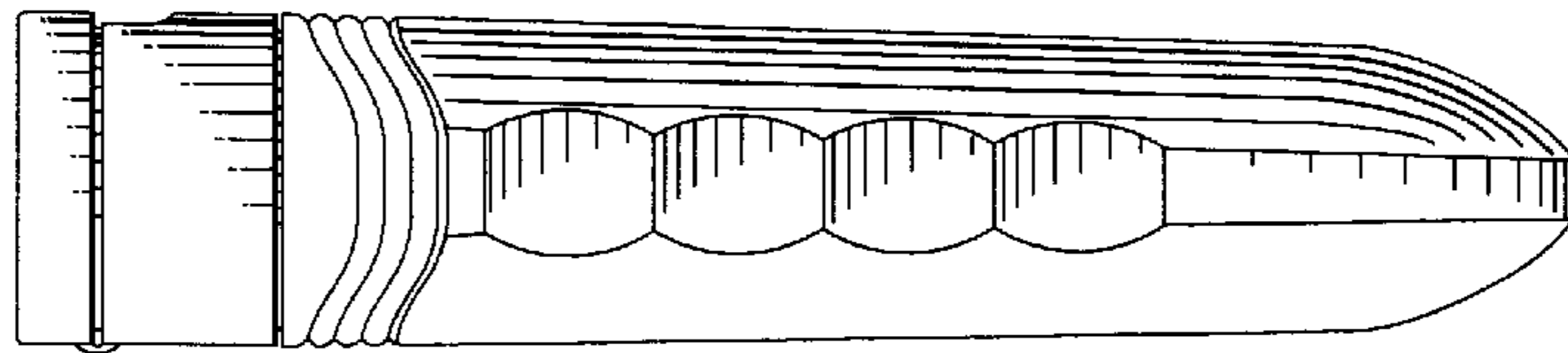


Fig. 3