



US00D447027B1

(12) **United States Design Patent**  
**Lin**

(10) **Patent No.:** **US D447,027 S**

(45) **Date of Patent:** **\*\* Aug. 28, 2001**

(54) **TUBE PLIERS**

(76) **Inventor:** **Ssu-Tsang Lin**, No. 13, Lane 46,  
Shu-Uang 1 Rd., Ta-Li City, Taichung  
Hsien (TW)

(\*\*) **Term:** **14 Years**

(21) **Appl. No.:** **29/126,478**

(22) **Filed:** **Jul. 18, 2000**

(51) **LOC (7) Cl.** ..... **08-05**

(52) **U.S. Cl.** ..... **D8/52**

(58) **Field of Search** ..... D8/14, 25, 39,  
D8/51, 52, 54, 55, 56, 60, 105, 58; 81/3.6,  
300, 302, 303, 305, 306, 315, 316, 329,  
342, 355, 356, 357-360, 381, 382, 385,  
386, 393-395, 362, 415, 418-424, 424.5,  
426, 426.5, 427, 427.5; 7/125-135, 138,  
170, 139, 157, 167, 168

(56) **References Cited**

**U.S. PATENT DOCUMENTS**

- D. 416,179 \* 11/1999 Staton et al. .... D8/52
- D. 431,435 \* 10/2000 McCalla et al. .... D8/52

- D. 437,756 \* 2/2001 Lin ..... D8/52
- 2,733,624 \* 2/1956 Dowidat ..... 81/426
- 6,012,362 \* 1/2000 Wang ..... 81/426.5
- 6,212,979 \* 4/2001 Wang ..... 81/427.5

\* cited by examiner

*Primary Examiner*—Alan P. Douglas

*Assistant Examiner*—Clare E Heflin

(74) *Attorney, Agent, or Firm*—Charles E. Baxley

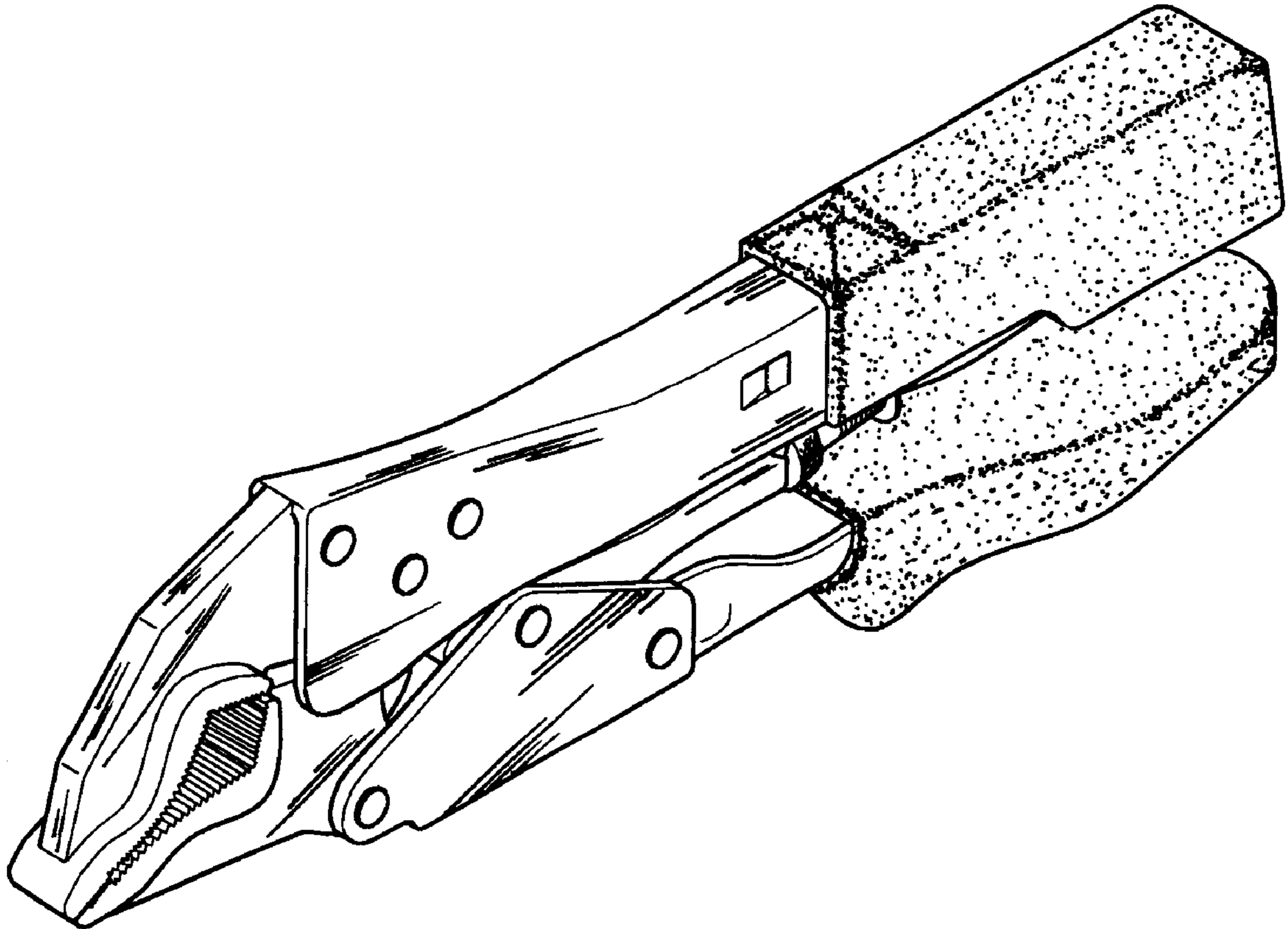
(57) **CLAIM**

The ornamental design for tube pliers, as shown and described.

**DESCRIPTION**

FIG. 1 is a perspective view of a tube pliers showing my new design thereof;  
 FIG. 2 is a front elevational view thereof;  
 FIG. 3 is a rear elevational view thereof;  
 FIG. 4 is a left side elevational view thereof;  
 FIG. 5 is a right side elevational view thereof;  
 FIG. 6 is a top plan view thereof; and,  
 FIG. 7 is a bottom plan view thereof.

**1 Claim, 4 Drawing Sheets**



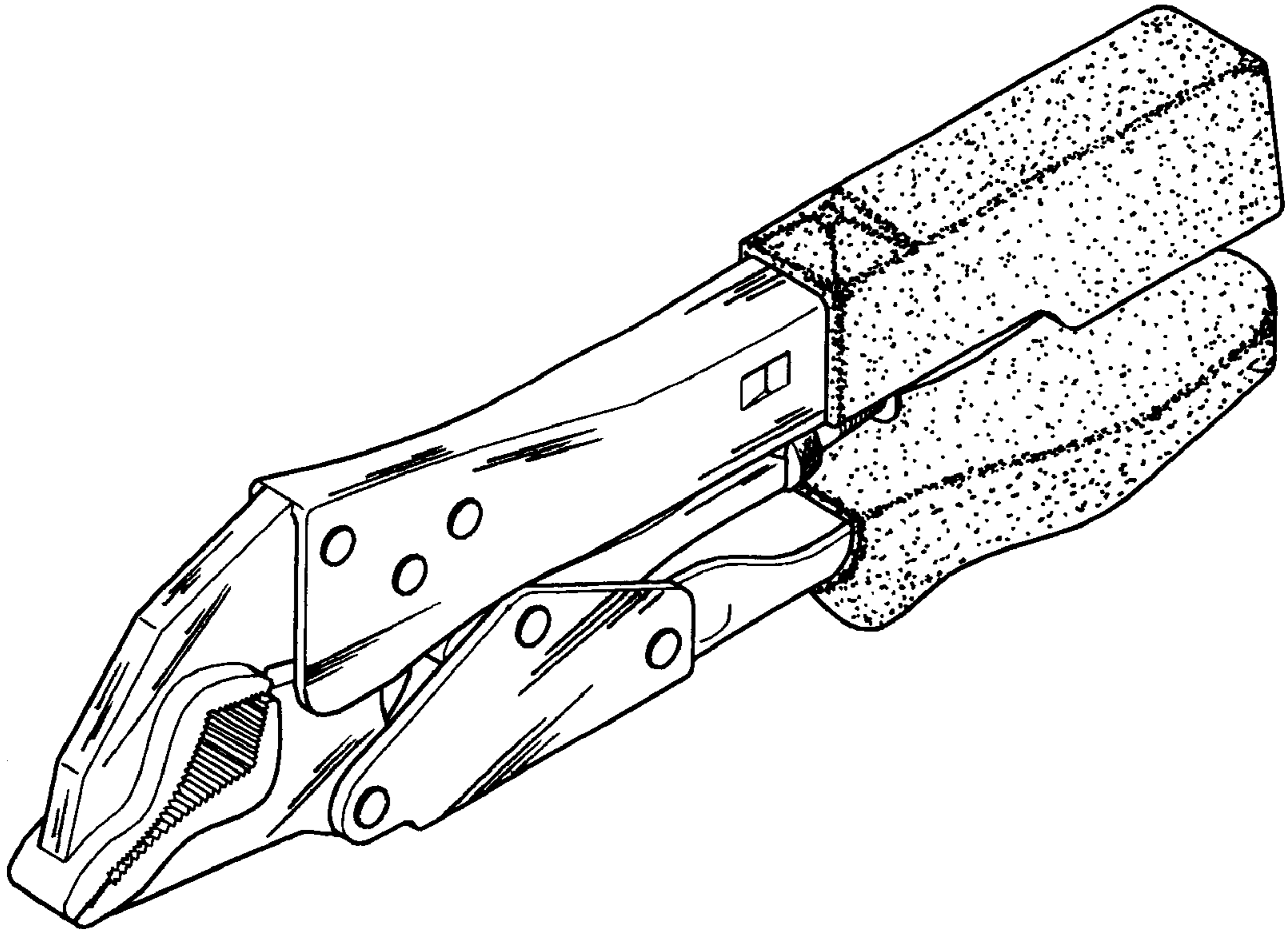


FIG. 1

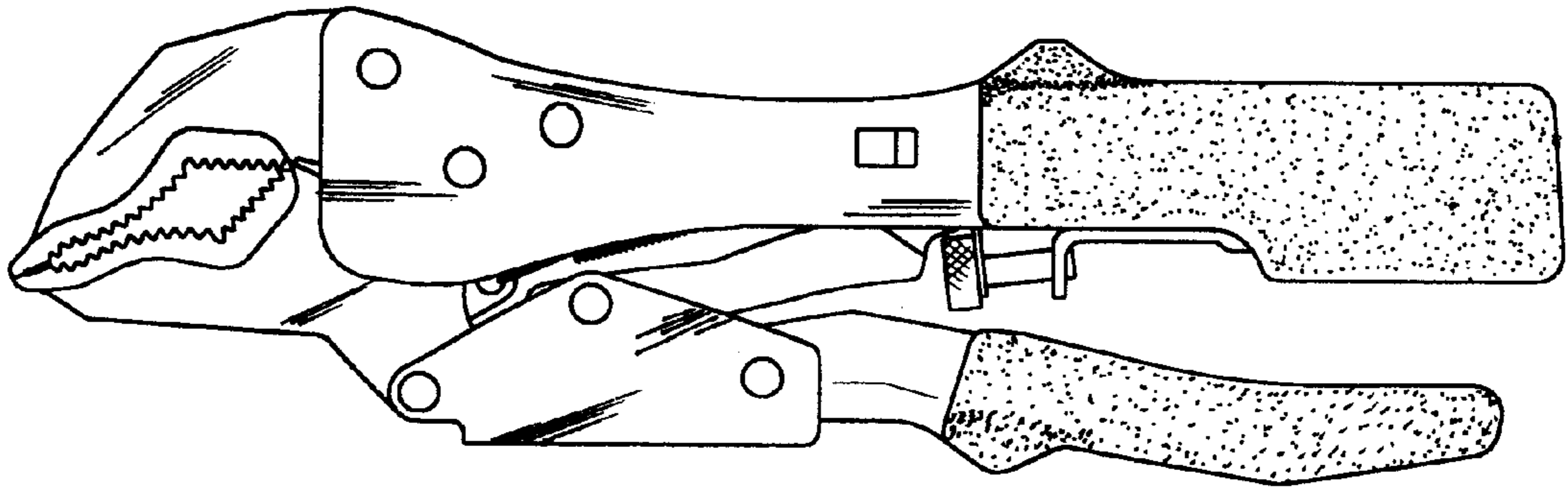


FIG. 2

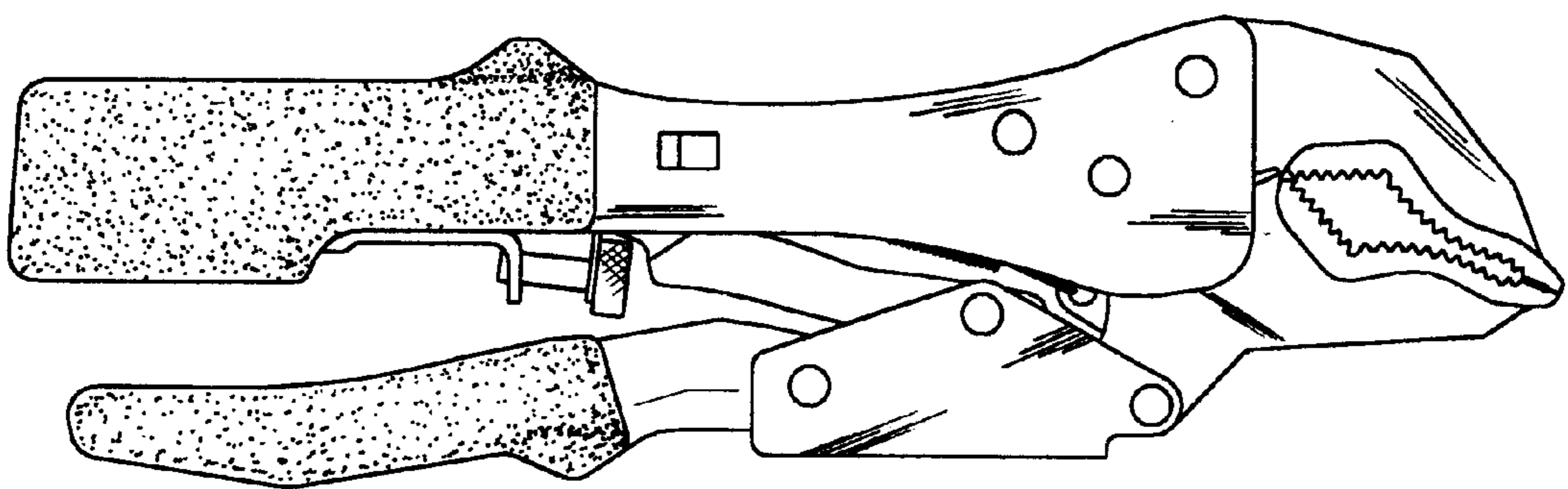


FIG. 3

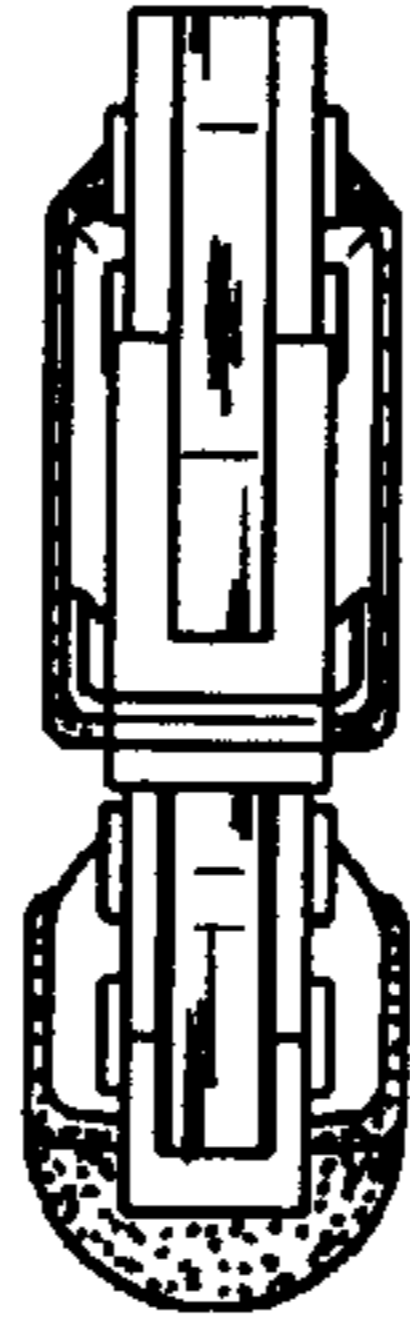


FIG. 4

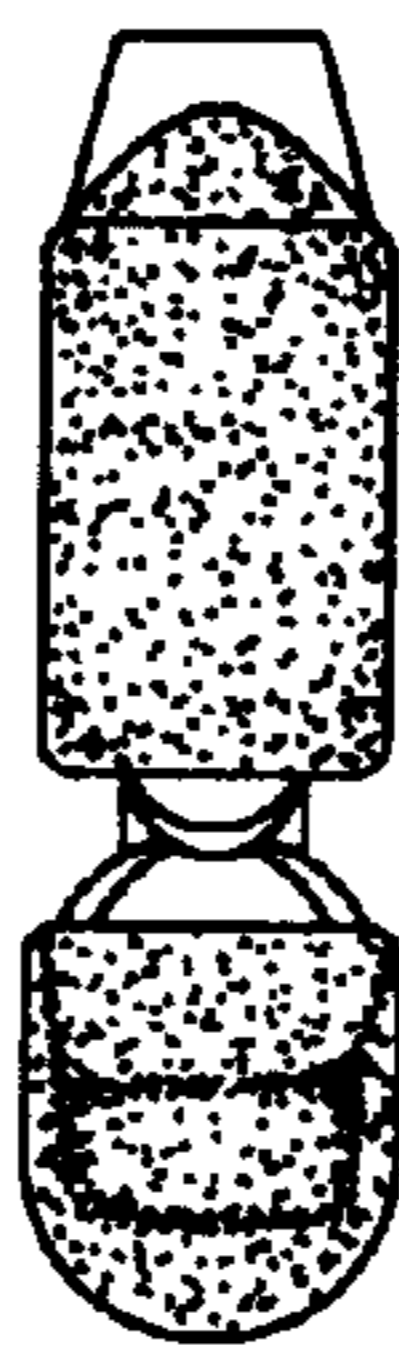


FIG. 5




FIG. 6

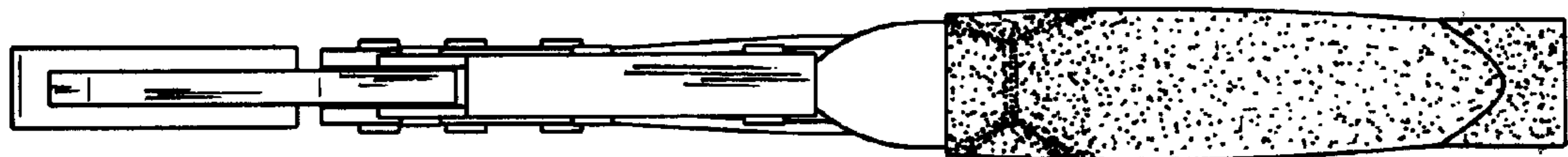


FIG. 7