



US00D447008B1

(12) **United States Design Patent**
Indekeu

(10) **Patent No.:** **US D447,008 S**

(45) **Date of Patent:** **** *Aug. 28, 2001**

(54) **DISH**

(75) **Inventor:** **Erik Indekeu, Antwerp (BE)**

(73) **Assignee:** **De Ster Holding B.V., Amsterdam (NL)**

(*) **Notice:** This patent is subject to a terminal disclaimer.

(**) **Term:** **14 Years**

(21) **Appl. No.:** **29/110,288**

(22) **Filed:** **Sep. 3, 1999**

(30) **Foreign Application Priority Data**

Mar. 3, 1999 (XH) DM/047 414

(51) **LOC (7) Cl.** **07-01**

(52) **U.S. Cl.** **D7/566; D7/570; D7/584;**
D7/587

(58) **Field of Search** **D7/505, 543, 566,**
D7/586, 587, 601, 602, 555, 396.1, 550.1,
554.4, 558, 354, 409, 570, 584; 220/574,
575; 206/520, 518, 509; D9/430

(56) **References Cited**

U.S. PATENT DOCUMENTS

D. 75,723	*	7/1928	Engel	D7/543
D. 180,329	*	5/1957	Highberger	D7/543
D. 186,040	*	9/1959	Allison	D7/566
D. 186,042	*	9/1959	Allison	D7/543
D. 195,524	*	6/1963	Patton, Jr.	D7/587
D. 195,525	*	6/1963	Forbes, Jr.	D7/587
D. 214,678	*	7/1969	Weeber	D7/587

D. 256,073	*	7/1980	Caroe et al.	D7/543
D. 284,058	*	6/1986	Kahn et al.	D7/587
D. 341,539	*	11/1993	Davis et al.	D9/430
D. 402,509	*	12/1998	Indekeu	D7/566
D. 422,842	*	4/2000	Rashid	D7/555

FOREIGN PATENT DOCUMENTS

1055623	12/1988	(GB)	.
2054610	3/1996	(GB)	.
2054611	3/1996	(GB)	.
DM/003 803	5/1984	(XH)	.
DM/015 565	1/1990	(XH)	.
DM/032 552	3/1995	(XH)	.
DM/032 814	4/1995	(XH)	.
DM/040 753	10/1997	(XH)	.
DM/042 830	12/1997	(XH)	.
DM/046 467	12/1998	(XH)	.

* cited by examiner

Primary Examiner—M. N. Pandozzi

(74) *Attorney, Agent, or Firm*—Shlesinger, Arkwright & Garvey LLP

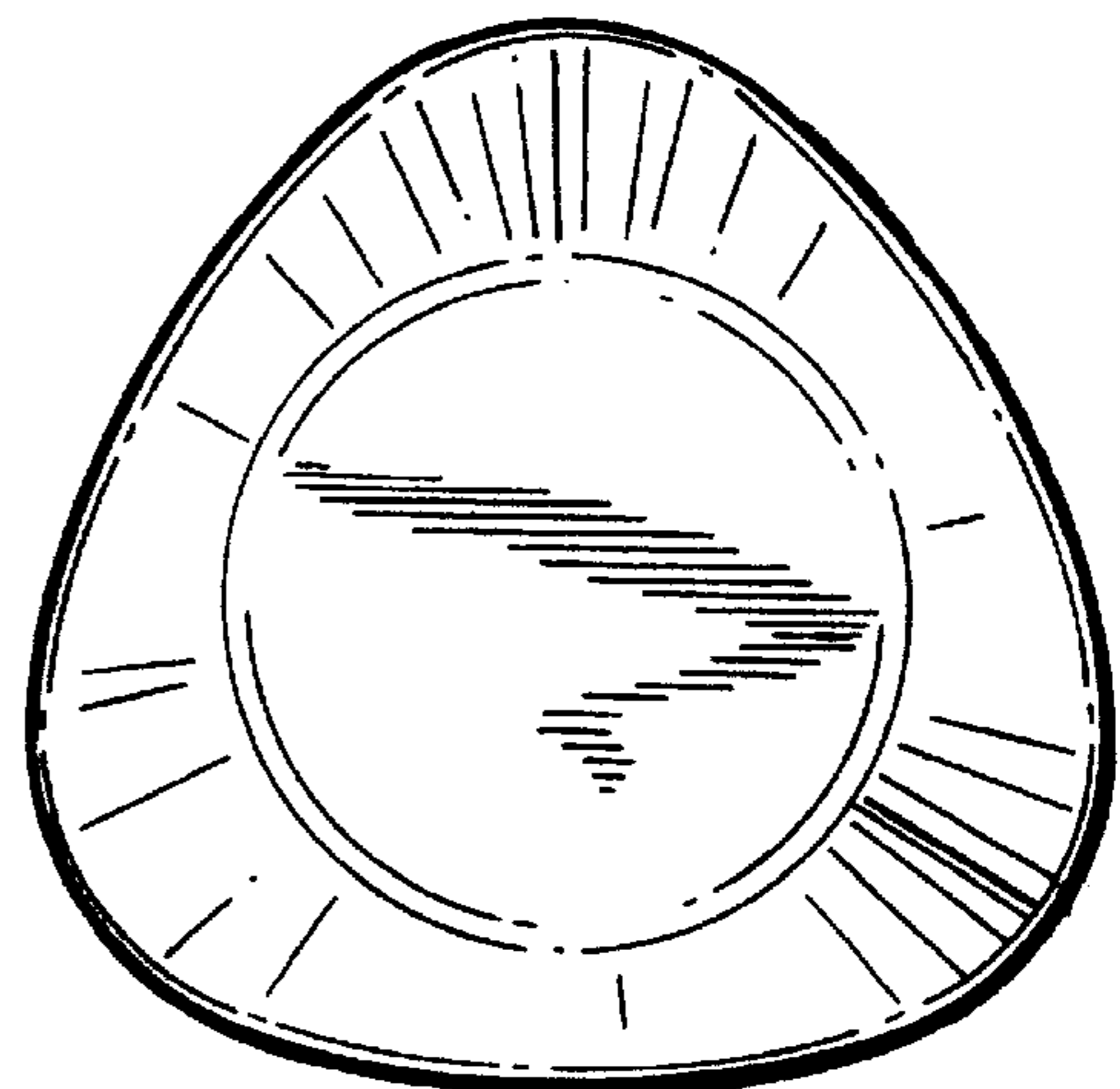
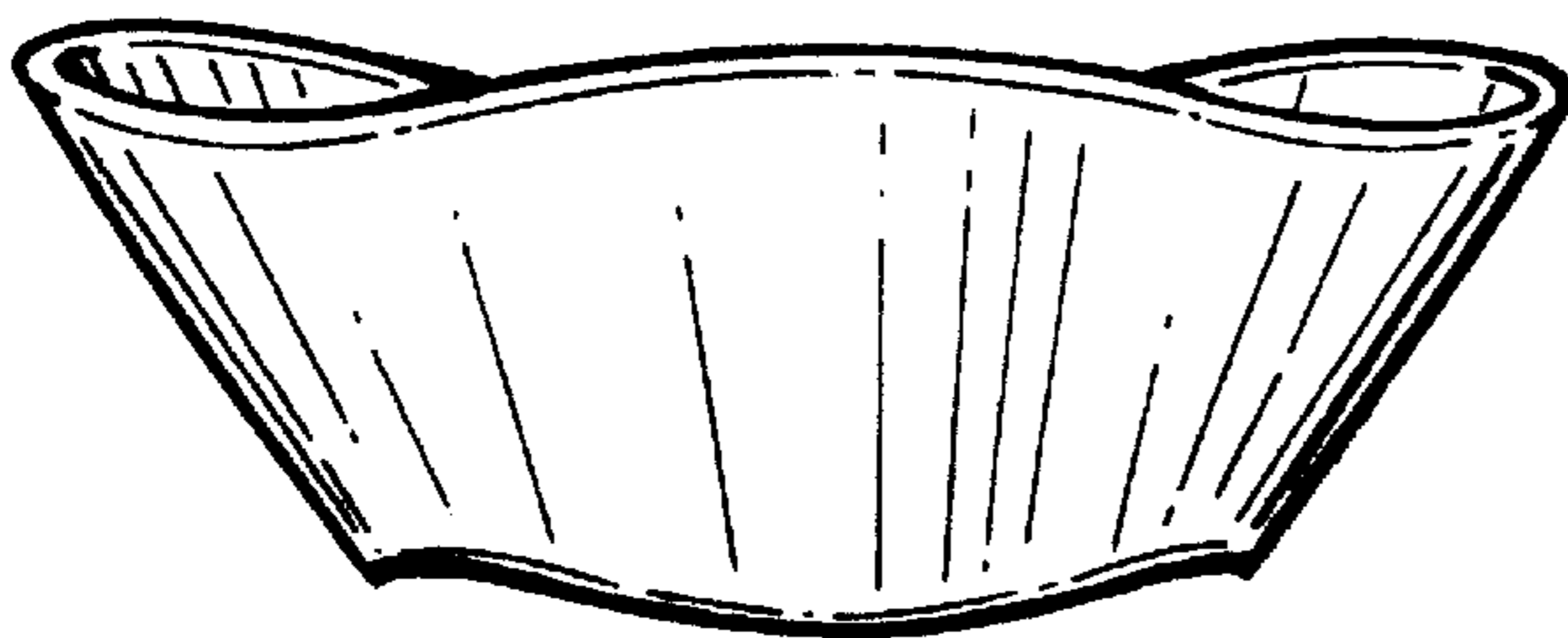
(57) **CLAIM**

The ornamental design for a dish, as shown and described.

DESCRIPTION

FIG. 1 is a top perspective view of a dish showing a preferred embodiment of my design; FIG. 2 is a side view of a first side of the dish of FIG. 1; FIG. 3 is a side view of a second side of the dish of FIG. 1; FIG. 4 is a top view of the dish of FIG. 1; and, FIG. 5 is a bottom view of the dish of FIG. 1.

1 Claim, 3 Drawing Sheets



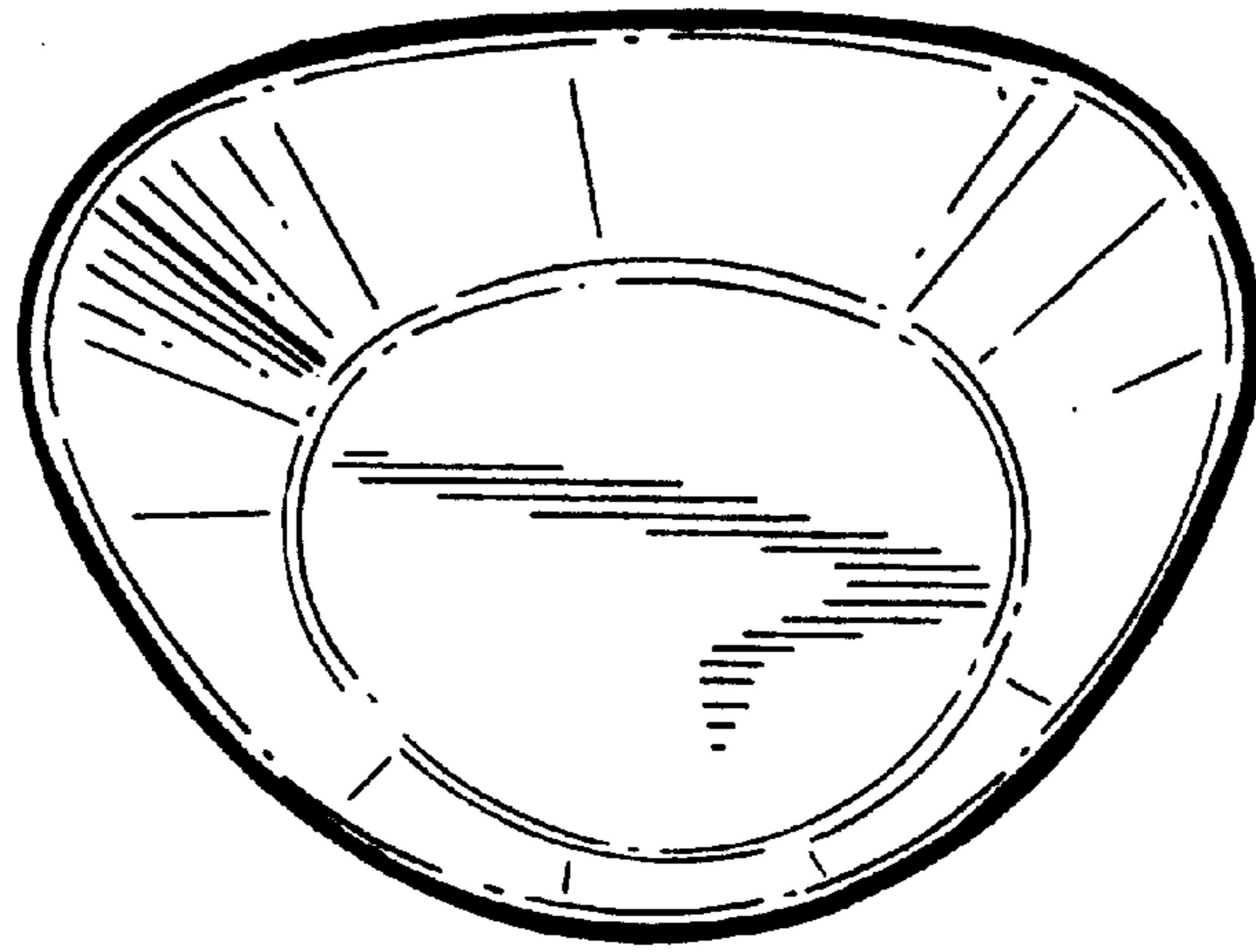


FIG. 1

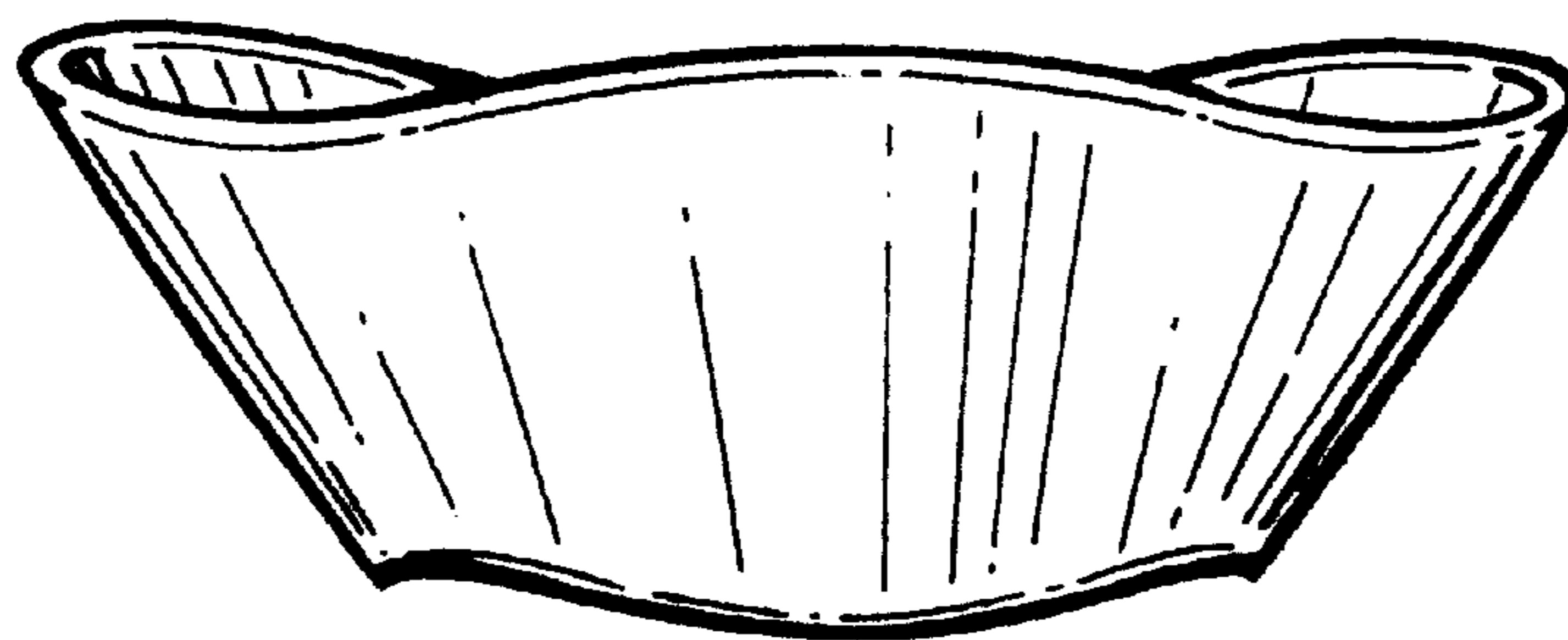


FIG. 2

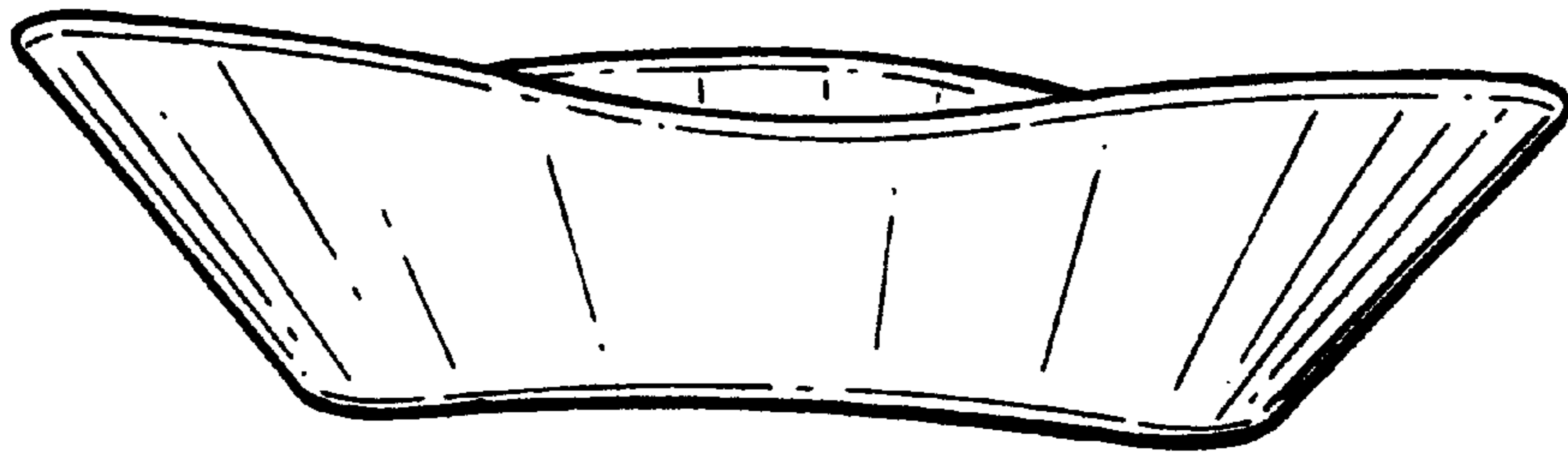


FIG. 3

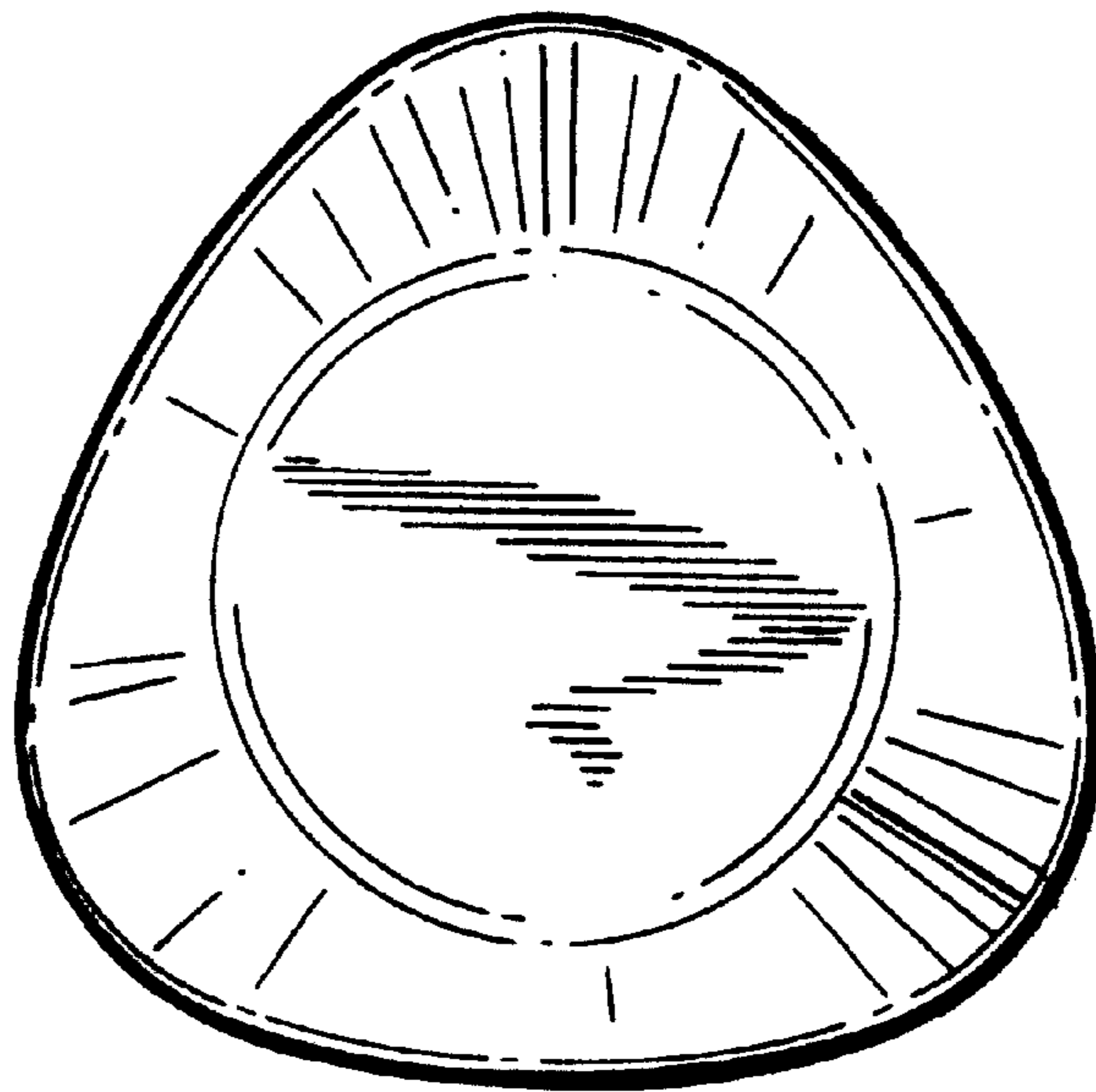


FIG. 4

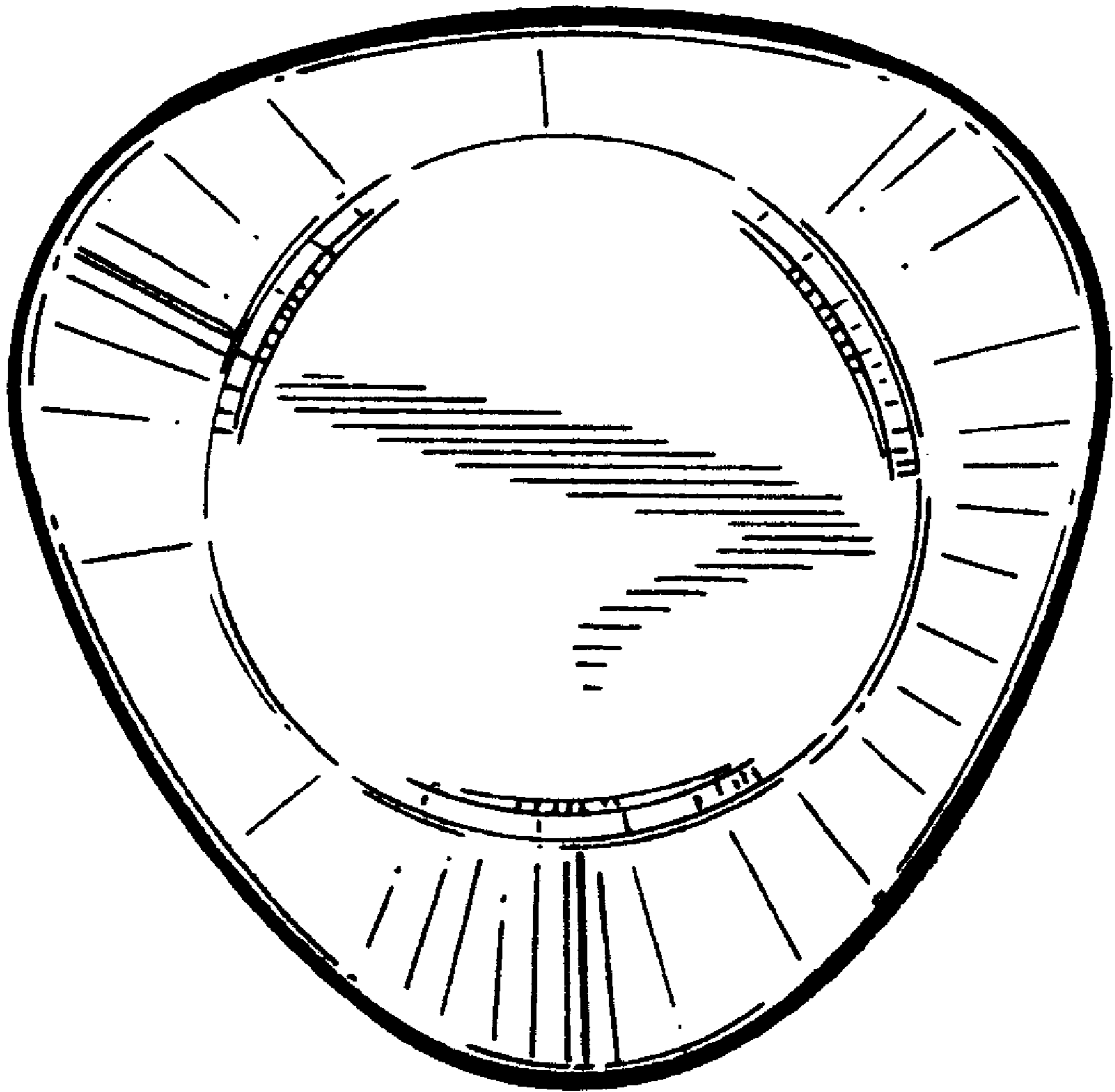


FIG. 5