



US00D447004B1

(12) **United States Design Patent**  
**Green**

(10) **Patent No.:** **US D447,004 S**

(45) **Date of Patent:** **\*\* Aug. 28, 2001**

(54) **DRINKING CONTAINER**

(76) Inventor: **Richard Green**, 3100 S. Yale Ave.,  
Marina Del Rey, CA (US) 90292

(\*\*) Term: **14 Years**

(21) Appl. No.: **29/114,629**

(22) Filed: **Nov. 29, 1999**

(51) **LOC (7) Cl.** ..... **07-01**

(52) **U.S. Cl.** ..... **D7/510; D7/511; D7/532**

(58) **Field of Search** ..... **D7/510, 511, 513,**  
**D7/509, 523, 532; 220/714, 254, 703, 713**

(56) **References Cited**

**U.S. PATENT DOCUMENTS**

D. 160,259	*	9/1950	Gustkey	.....	D7/532
D. 327,818	*	7/1992	Haralson et al.	.....	D7/534
D. 358,296	*	5/1995	Garneau	.....	D7/510
D. 366,809	*	2/1996	Green	.....	D7/510
D. 374,147	*	10/1996	Lillelund et al.	.....	D7/300.1
D. 391,448	*	3/1998	Winer et al.	.....	D7/510
D. 397,905	*	9/1998	Hsu	.....	D7/317
D. 408,220	*	4/1999	Chomik	.....	D7/510
D. 410,174	*	5/1999	Sheu	.....	D7/510
D. 417,590	*	12/1999	Kato	.....	D7/510
D. 417,591	*	12/1999	Roehrig	.....	D7/510
D. 431,159	*	9/2000	Otake	.....	D7/510
5,531,353	*	7/1996	Ward et al.	.....	220/729

\* cited by examiner

*Primary Examiner*—M. N. Pandozzi

(74) *Attorney, Agent, or Firm*—Mayer, Brown & Platt

(57) **CLAIM**

The ornamental design for a drinking container, as shown and described.

**DESCRIPTION**

FIG. 1 is a perspective view of the drinking container wherein the top portion of the drinking container is unscrewed from the bottom storage compartment and the cover is open;

FIG. 2 is a perspective view of the drinking container wherein the top portion of the drinking container is screwed onto the bottom storage compartment and the cover is open;

FIG. 3 is a perspective view of the drinking container wherein the top portion of the drinking container is unscrewed from the bottom storage compartment and the cover is closed;

FIG. 4 is a perspective view of the drinking container wherein the top portion of the drinking container is screwed onto the bottom storage compartment and the cover is closed;

FIG. 5 is a side elevational view of the drinking container wherein the top portion of the drinking container is unscrewed from the bottom storage compartment and the cover is closed;

FIG. 6 is a perspective view of the drinking container wherein the top portion of the drinking container is screwed onto the bottom storage compartment and the cover is closed;


FIG. 7 is a front elevational view of the drinking container wherein the top portion of the drinking container is unscrewed from the bottom storage compartment and the cover is closed;

FIG. 8 is a rear elevational view of the drinking container wherein the top portion of the drinking container is screwed onto the bottom storage compartment and the cover is closed;

FIG. 9 is a top plan view of the drinking container wherein the cover is closed; and,

FIG. 10 is a bottom plan view of the drinking container.

**1 Claim, 5 Drawing Sheets**



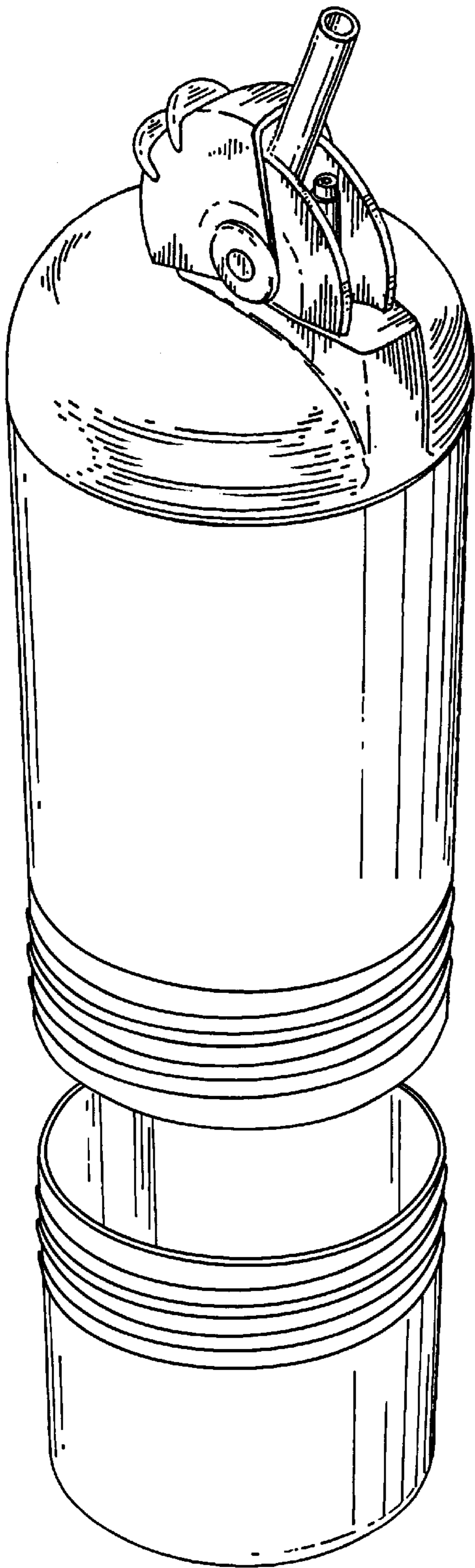


FIG. 1

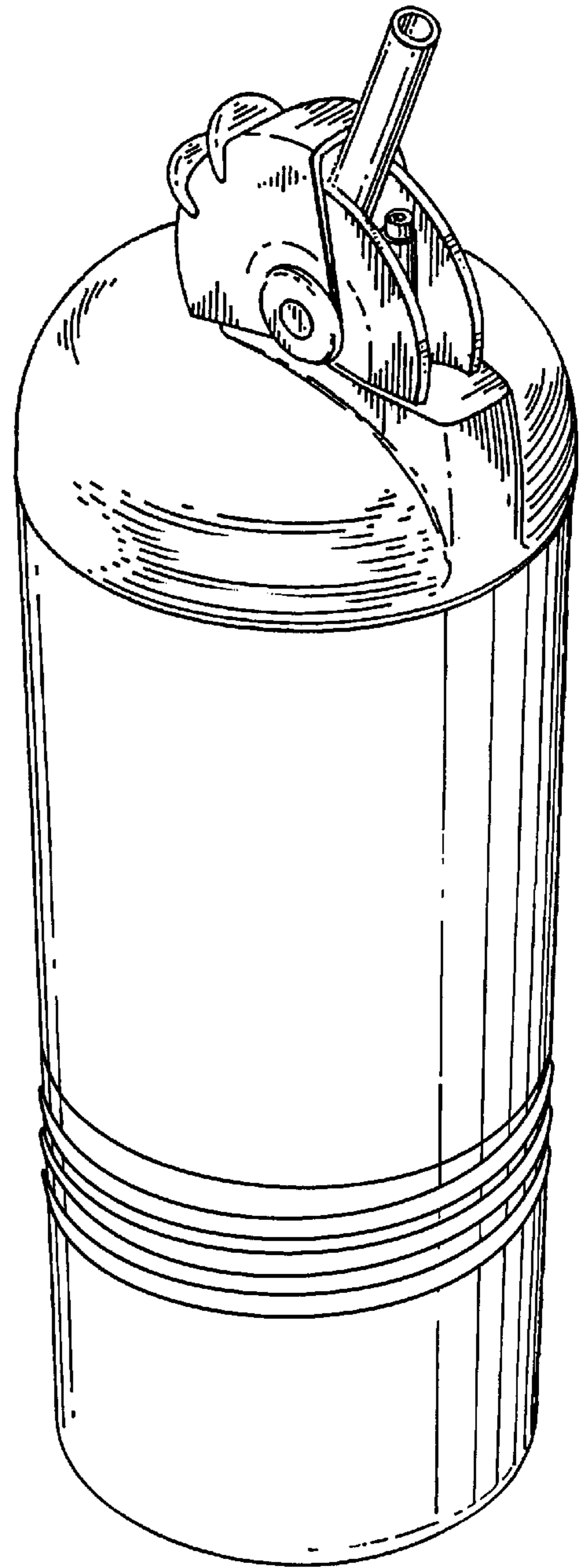


FIG. 2

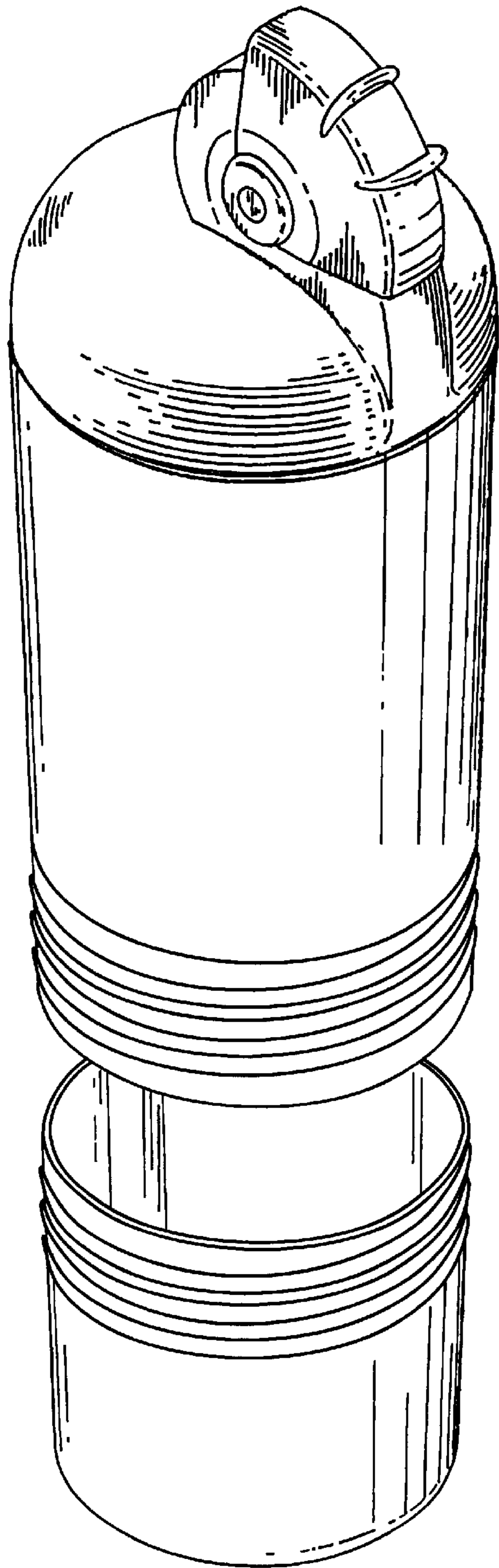


FIG. 3

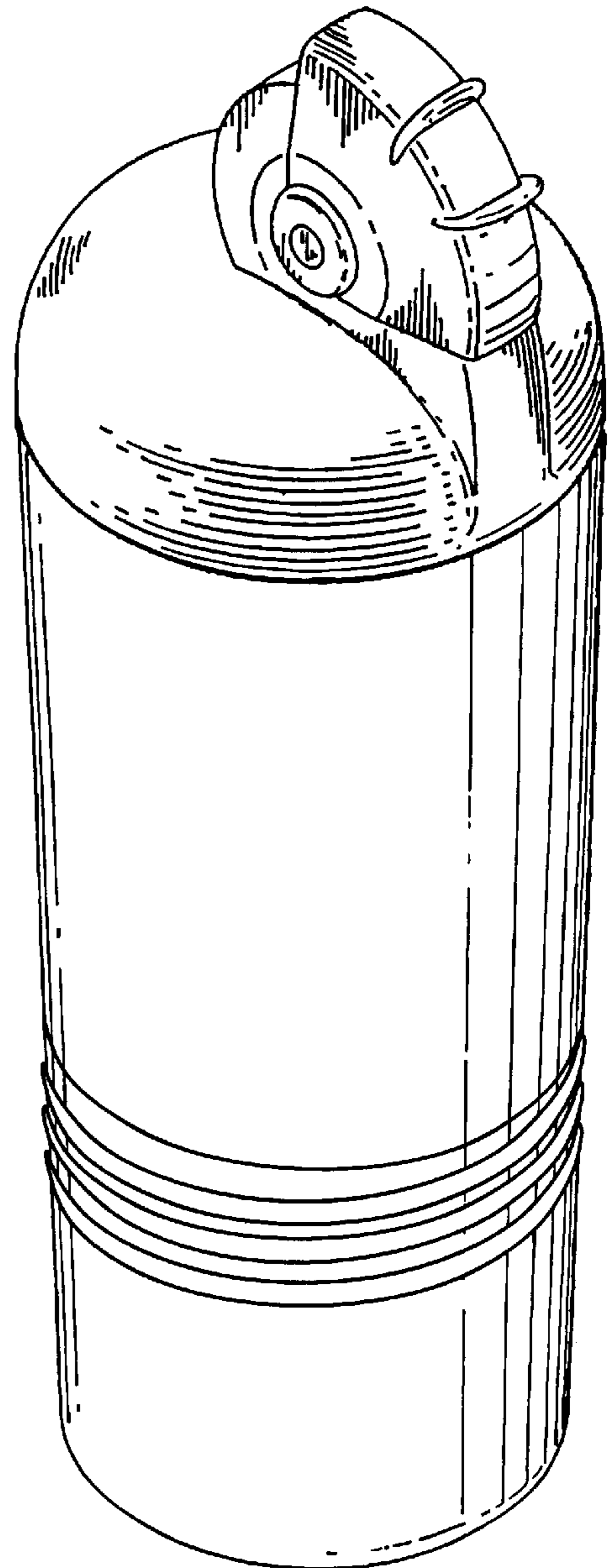


FIG. 4




FIG. 5

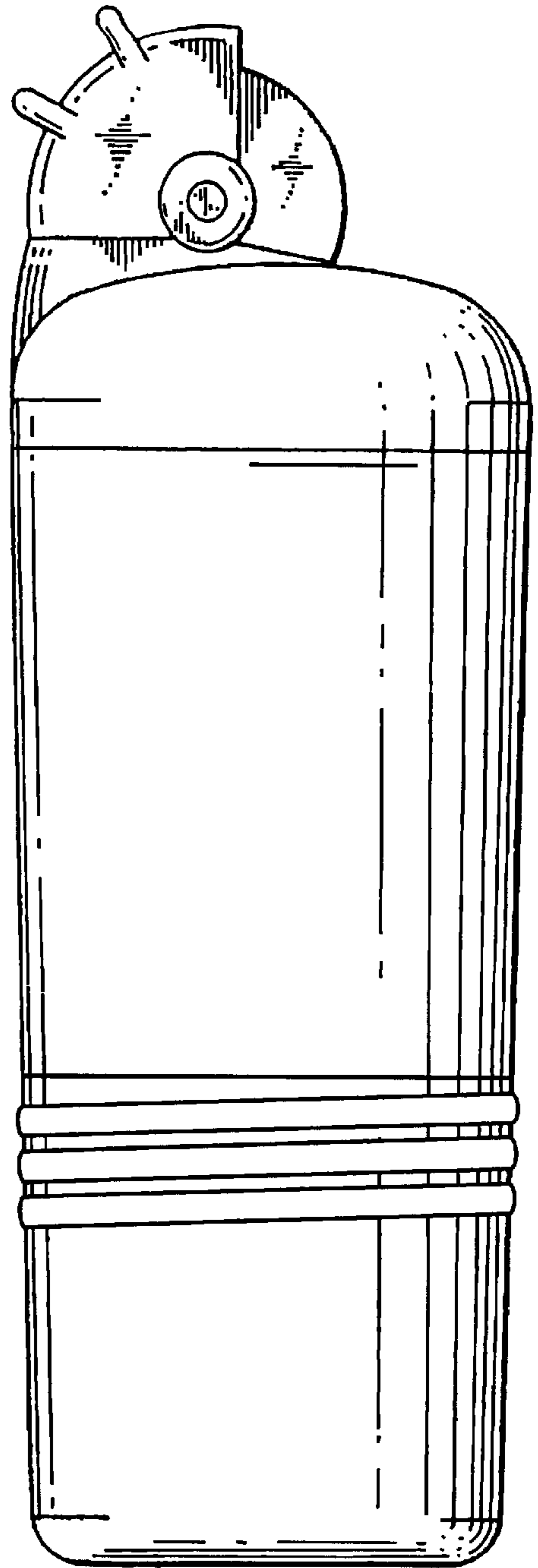


FIG. 6






FIG. 7

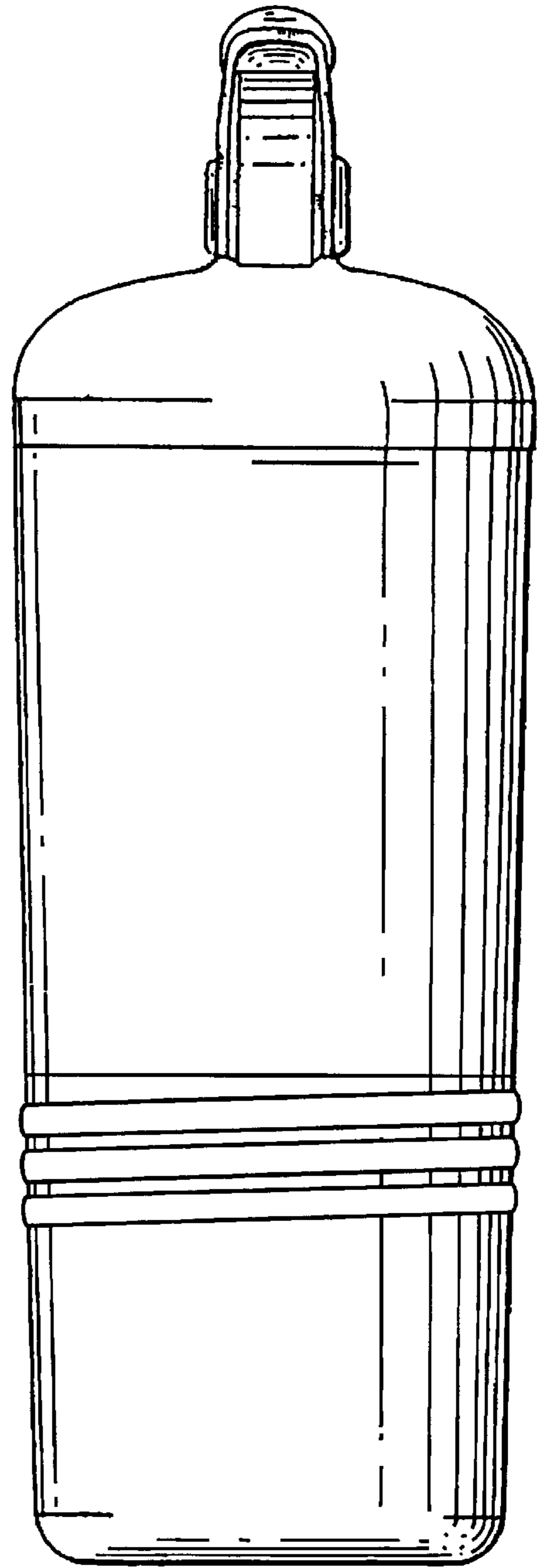


FIG. 8

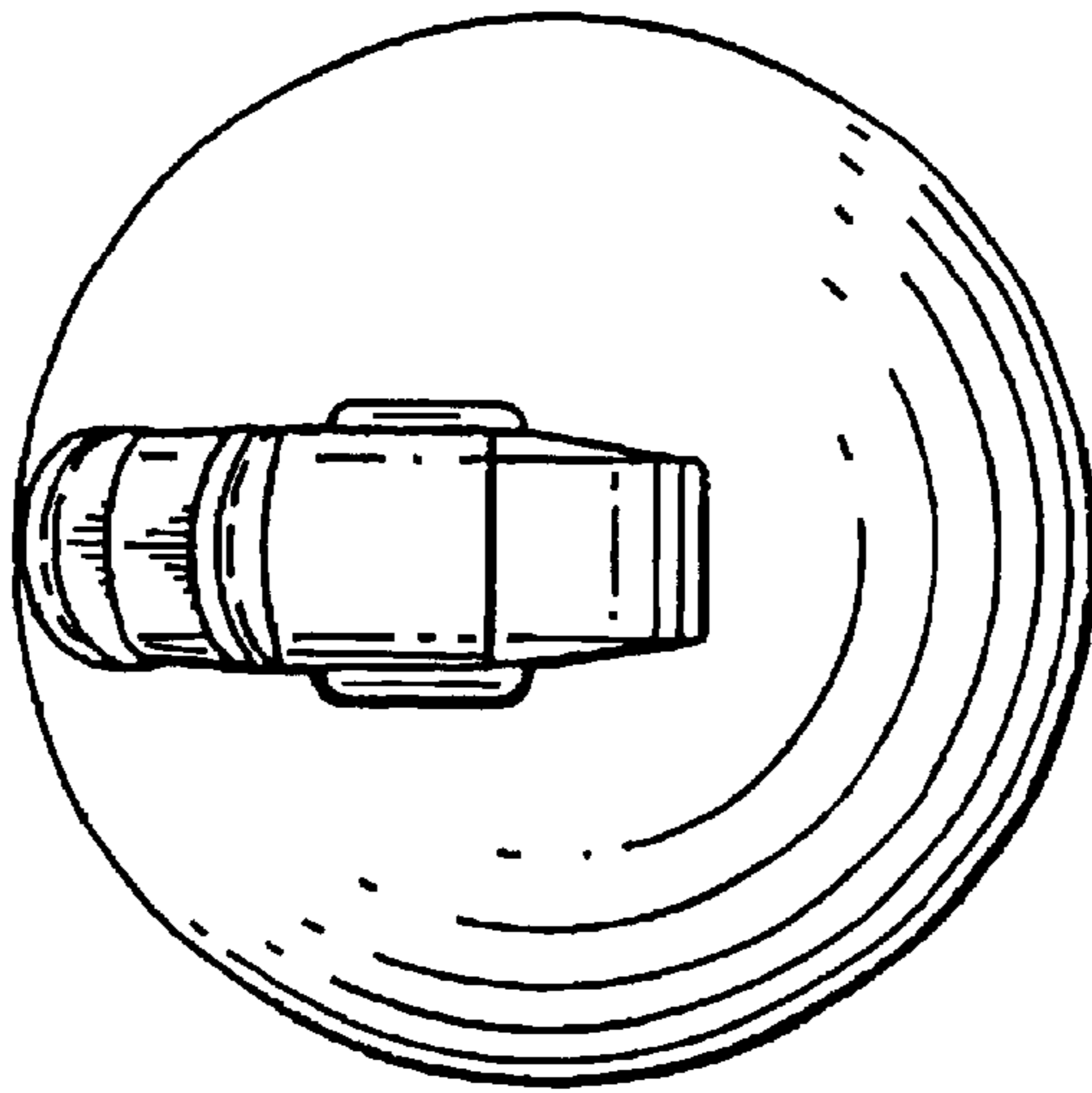


FIG. 9

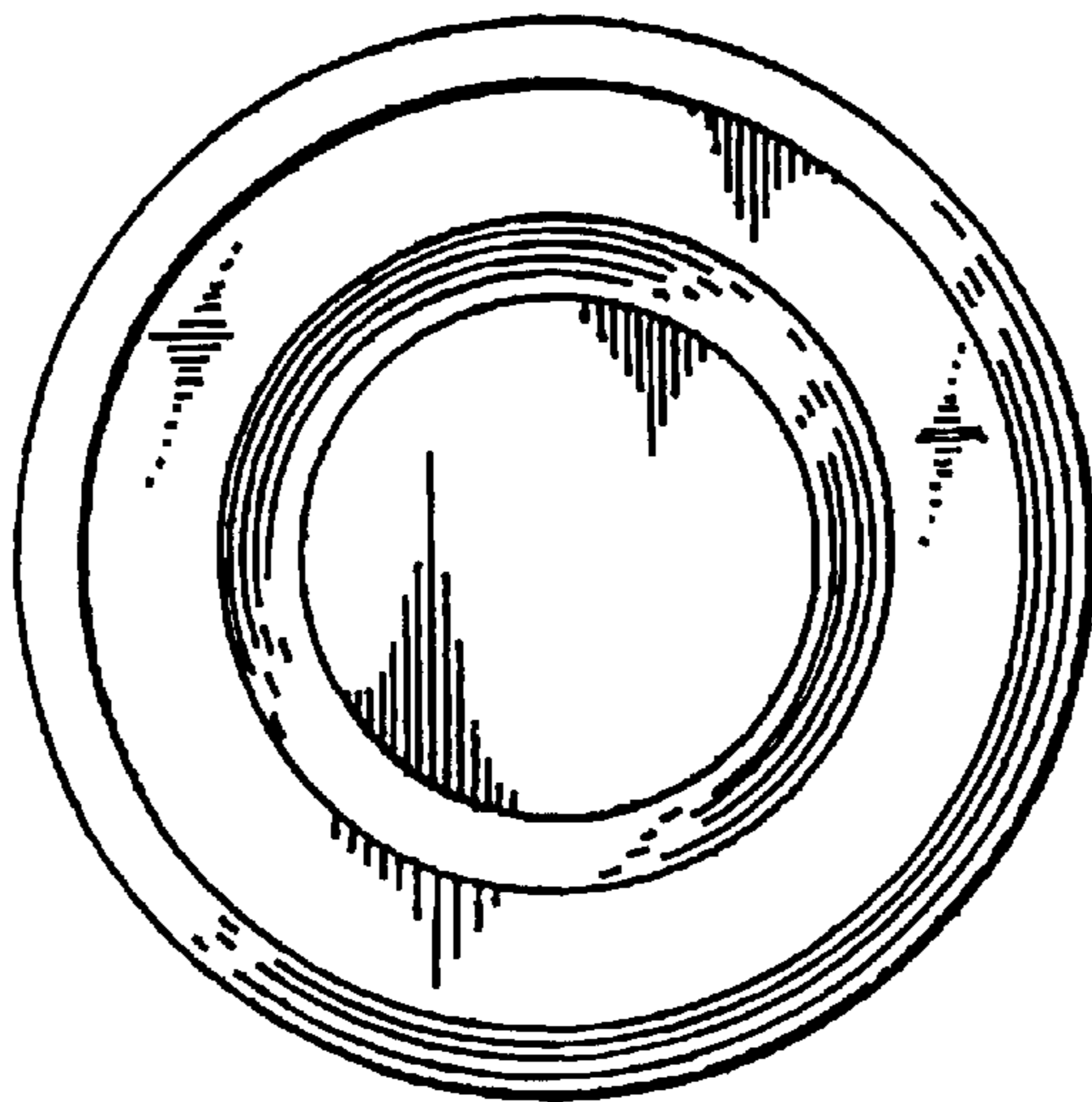


FIG. 10